

US00D694667S

(12) **United States Design Patent**
Dubow

(10) **Patent No.:** **US D694,667 S**
(45) **Date of Patent:** **** Dec. 3, 2013**

- (54) **BELL CORK CAGE ORNAMENT**
- (75) Inventor: **Ardeen Dubow**, Santa Ana, CA (US)
- (73) Assignee: **Epic Products, Inc.**, Santa Ana, CA (US)
- (**) Term: **14 Years**
- (21) Appl. No.: **29/407,540**
- (22) Filed: **Nov. 30, 2011**
- (51) **LOC (9) Cl.** **11-05**
- (52) **U.S. Cl.**
USPC **D11/125; D11/157**
- (58) **Field of Classification Search**
USPC D11/117, 121, 124, 125, 131, 132, 133,
D11/134, 157, 158; D7/560, 563, 564, 571,
D7/601, 602, 606, 612, 613, 628, 629;
428/7, 8, 9, 11, 12
See application file for complete search history.

(56) **References Cited**

U.S. PATENT DOCUMENTS

1,134,834	A	*	4/1915	Fisher	362/296.01
D160,174	S	*	9/1950	Janowitz	D11/125
D164,604	S	*	9/1951	Robbins	D19/2
D164,737	S	*	10/1951	Sarna	D10/116.1
D164,765	S	*	10/1951	Despres	D9/665
2,584,223	A	*	2/1952	Petelinsek	116/150
2,598,169	A	*	5/1952	Hubbell	116/150
D173,870	S	*	1/1955	Gilyard	D11/125
2,749,637	A	*	6/1956	Bradshaw	428/11
D180,712	S	*	7/1957	Hake	D3/270
D208,706	S	*	9/1967	Barlow	D11/125
D208,707	S	*	9/1967	Barlow	D11/125

D212,807	S	*	11/1968	Moranduzzo	D11/125
D224,823	S	*	9/1972	Roberts	D6/450
D277,742	S	*	2/1985	Hermanson	D11/125
5,235,893	A	*	8/1993	Malta	84/406
D342,480	S	*	12/1993	Fussell	D13/112
5,842,778	A	*	12/1998	Maring	362/237
D411,481	S	*	6/1999	Ning	D11/125
D415,714	S	*	10/1999	Danon et al.	D11/127
D498,701	S	*	11/2004	Libuda et al.	D11/125
D559,728	S	*	1/2008	Chen	D11/121
D577,628	S	*	9/2008	Chen	D11/125
D672,684	S	*	12/2012	Dubow	D11/157
D674,317	S	*	1/2013	Dubow	D11/157

* cited by examiner

Primary Examiner — Elizabeth J Oswecki

(74) *Attorney, Agent, or Firm* — Nath, Goldberg & Meyer;
Jerald L. Meyer; Scott C. Langford

(57) **CLAIM**


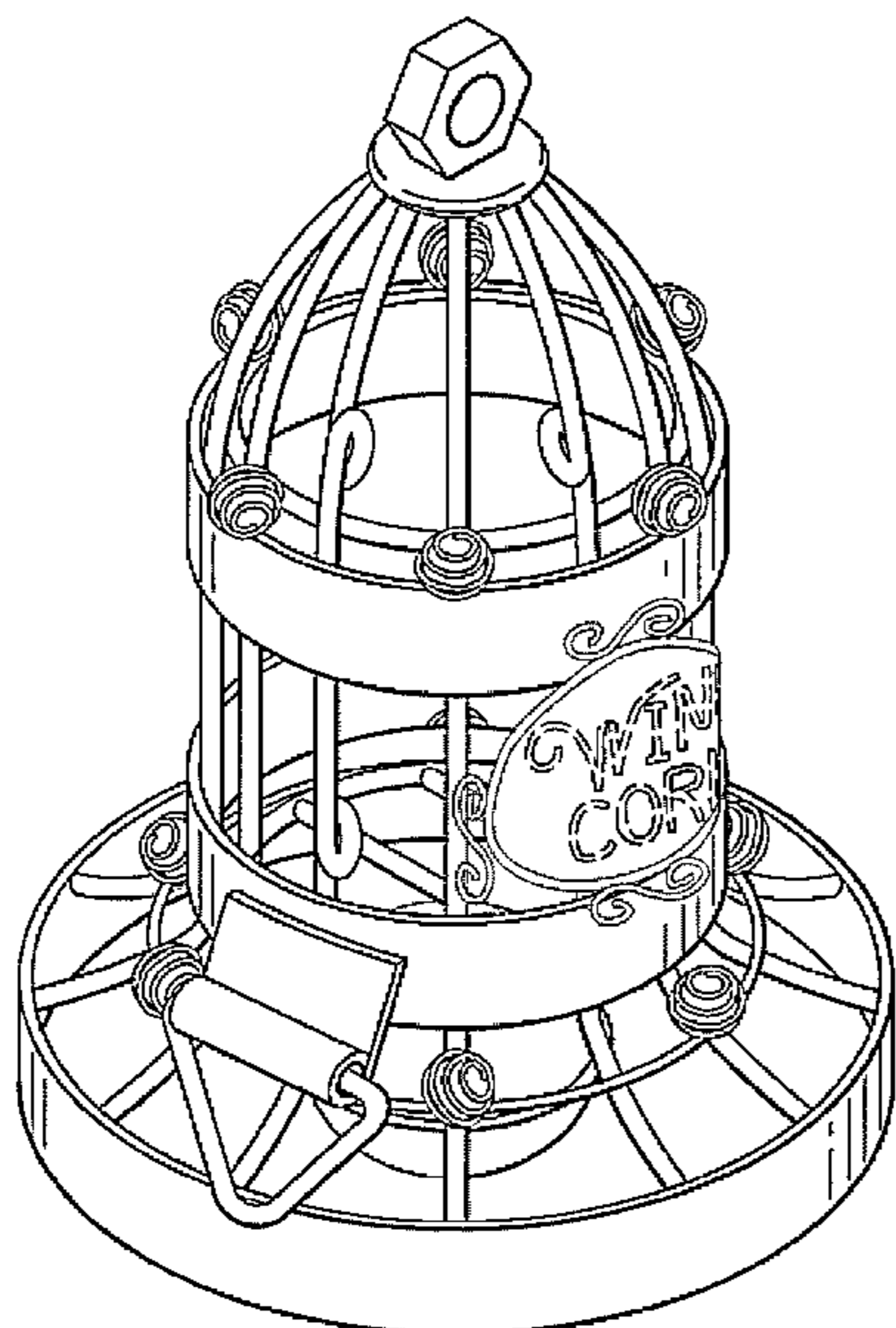
The ornamental design for a bell cork cage ornament, as shown and described.

DESCRIPTION

FIG. 1 is a perspective view of a bell cork cage ornament showing my new design;
 FIG. 2 is a front elevation view thereof;
 FIG. 3 is a back elevation view thereof;
 FIG. 4 is a right side elevation view thereof;
 FIG. 5 is a left side elevation view thereof;
 FIG. 6 is a top view thereof; and,
 FIG. 7 is a bottom view thereof.

The broken lines shown in the drawings represent portions of the bell cork cage ornament that form no part of the claimed design.

1 Claim, 4 Drawing Sheets



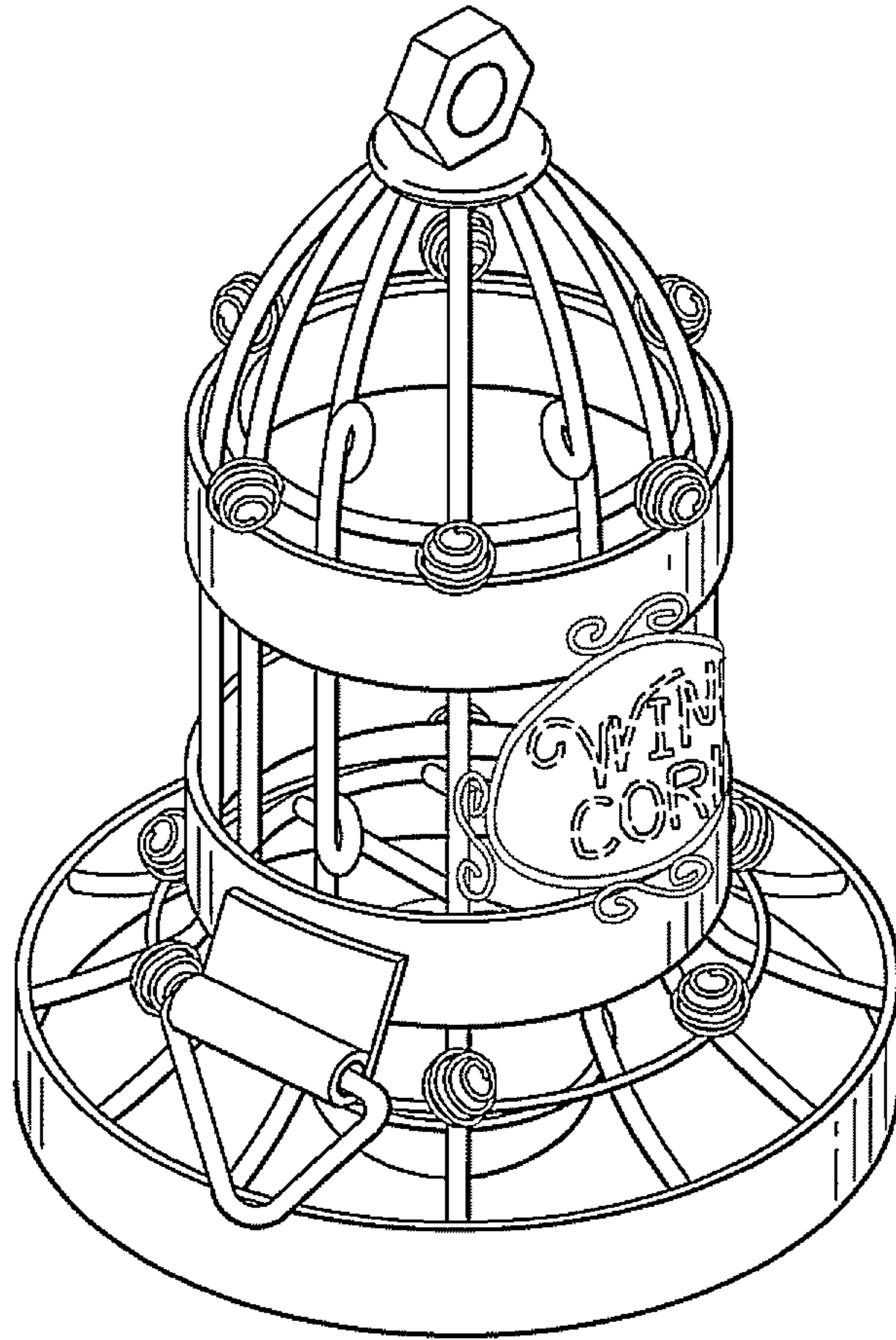


FIG. 1




FIG. 2




FIG. 3




FIG. 4




FIG. 5




FIG. 6




FIG. 7