



US00D694649S

(12) **United States Design Patent**
Ferber

(10) **Patent No.:** **US D694,649 S**
(45) **Date of Patent:** **** Dec. 3, 2013**

- (54) **BULK CONSUMABLES POUCH**
- (71) Applicant: **Pactech Packaging, LLC**, Rochester, NY (US)
- (72) Inventor: **John A. Ferber**, Clifton Springs, NY (US)
- (73) Assignee: **Pactech Packaging, LLC**, Rochester, NY (US)
- (**) Term: **14 Years**
- (21) Appl. No.: **29/449,531**
- (22) Filed: **Mar. 15, 2013**
- (51) **LOC (9) Cl.** **09-05**
- (52) **U.S. Cl.**
USPC **D9/708**
- (58) **Field of Classification Search**
USPC D9/702-714, 720-722, 414, 434-435, D9/696, 716, 771, 447, 516-517, 738-747, D9/544; D24/118, 207; 383/6, 9, 22, 96, 383/61.1, 80-81, 104, 901, 63, 203, 107, 383/119-120, 123; 220/675; 215/381-385, 215/400; 206/484; D3/202; 428/34.3
See application file for complete search history.

6,299,351	B1	10/2001	Warr	
6,796,712	B1	9/2004	Achhammer	
7,186,025	B2	3/2007	Shepard et al.	
D599,676	S *	9/2009	Friebe et al.	D9/708
D600,568	S *	9/2009	Murray	D9/708
D624,433	S *	9/2010	Murray	D9/643
D644,123	S *	8/2011	Blau	D9/709

(Continued)

FOREIGN PATENT DOCUMENTS

WO 9316928 9/1993

Primary Examiner — Caron D Veynar

Assistant Examiner — Abraham Bahta

(74) *Attorney, Agent, or Firm* — Woods Oviatt Gilman LLP

(57) **CLAIM**


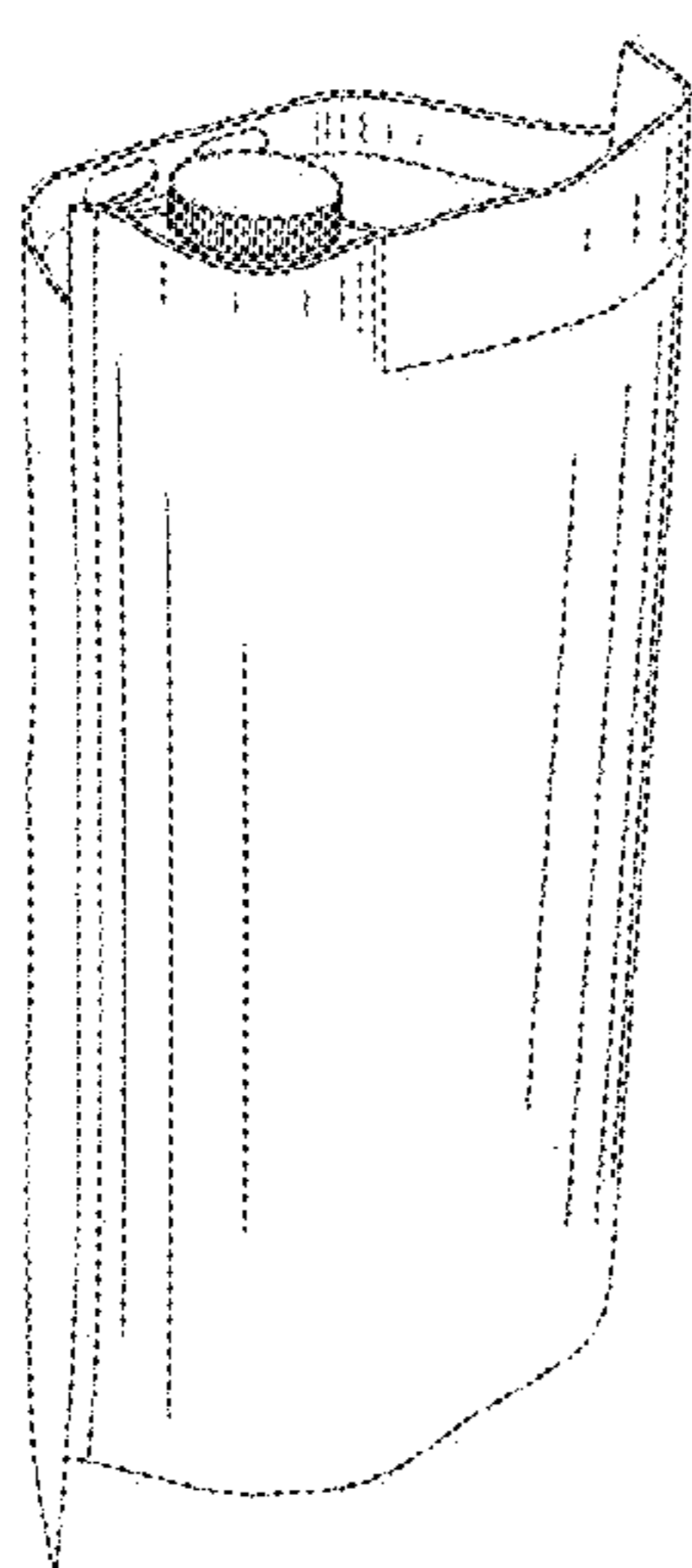
The ornamental design for the bulk consumables pouch, as shown and described.

DESCRIPTION

FIG. 1 is an isometric view of a first embodiment of a bulk consumables pouch showing my new design;
 FIG. 2 is a front view thereof;
 FIG. 3 is a back view thereof;
 FIG. 4 is a left side view thereof;
 FIG. 5 is a right side view thereof;
 FIG. 6 is a top view thereof;
 FIG. 7 is a bottom view thereof;
 FIG. 8 is an isometric view of a second embodiment of a bulk consumables pouch showing my new design;
 FIG. 9 is a front view thereof;
 FIG. 10 is a back view thereof;
 FIG. 11 is a left side view thereof;
 FIG. 12 is a right side view thereof;
 FIG. 13 is a top view thereof; and,
 FIG. 14 is a bottom view thereof.
 The portions of the drawings shown in broken lines form no part of the claimed design.

1 Claim, 6 Drawing Sheets

- (56) **References Cited**
U.S. PATENT DOCUMENTS
- | | | | |
|-----------|---|---------|------------------|
| 1,492,960 | A | 5/1924 | Chambers |
| 2,695,746 | A | 11/1954 | Woodward |
| 2,714,983 | A | 8/1955 | Potdevin |
| 2,811,300 | A | 10/1957 | Landell |
| 3,042,287 | A | 7/1962 | Chandler |
| D236,807 | S | 9/1975 | Schmit |
| 4,185,754 | A | 1/1980 | Julius |
| 4,452,378 | A | 6/1984 | Christine |
| 5,104,235 | A | 4/1992 | Bronstrup et al. |
| 5,307,955 | A | 5/1994 | Viegas |
| 5,681,115 | A | 10/1997 | Diederich et al. |
| 5,984,850 | A | 11/1999 | Derby |



(56)

References Cited

U.S. PATENT DOCUMENTS

D666,922 S *	9/2012	Khan	D9/709	D687,718 S *	8/2013	Copeland et al.	D9/708
D667,732 S *	9/2012	Glaser et al.	D9/709	D687,721 S *	8/2013	Karwowska	D9/710
D677,581 S *	3/2013	Murray	D9/709	D688,139 S *	8/2013	Larkin et al.	D9/709
D686,088 S *	7/2013	Murray	D9/708	2005/0025398 A1	2/2005	Edwards et al.	
D687,318 S *	8/2013	Panetta	D9/708	2009/0028470 A1	1/2009	Murray	
				2010/0172600 A1	7/2010	Sherrill et al.	
				2011/0108572 A1	5/2011	Murray	

* cited by examiner




FIG. 1.

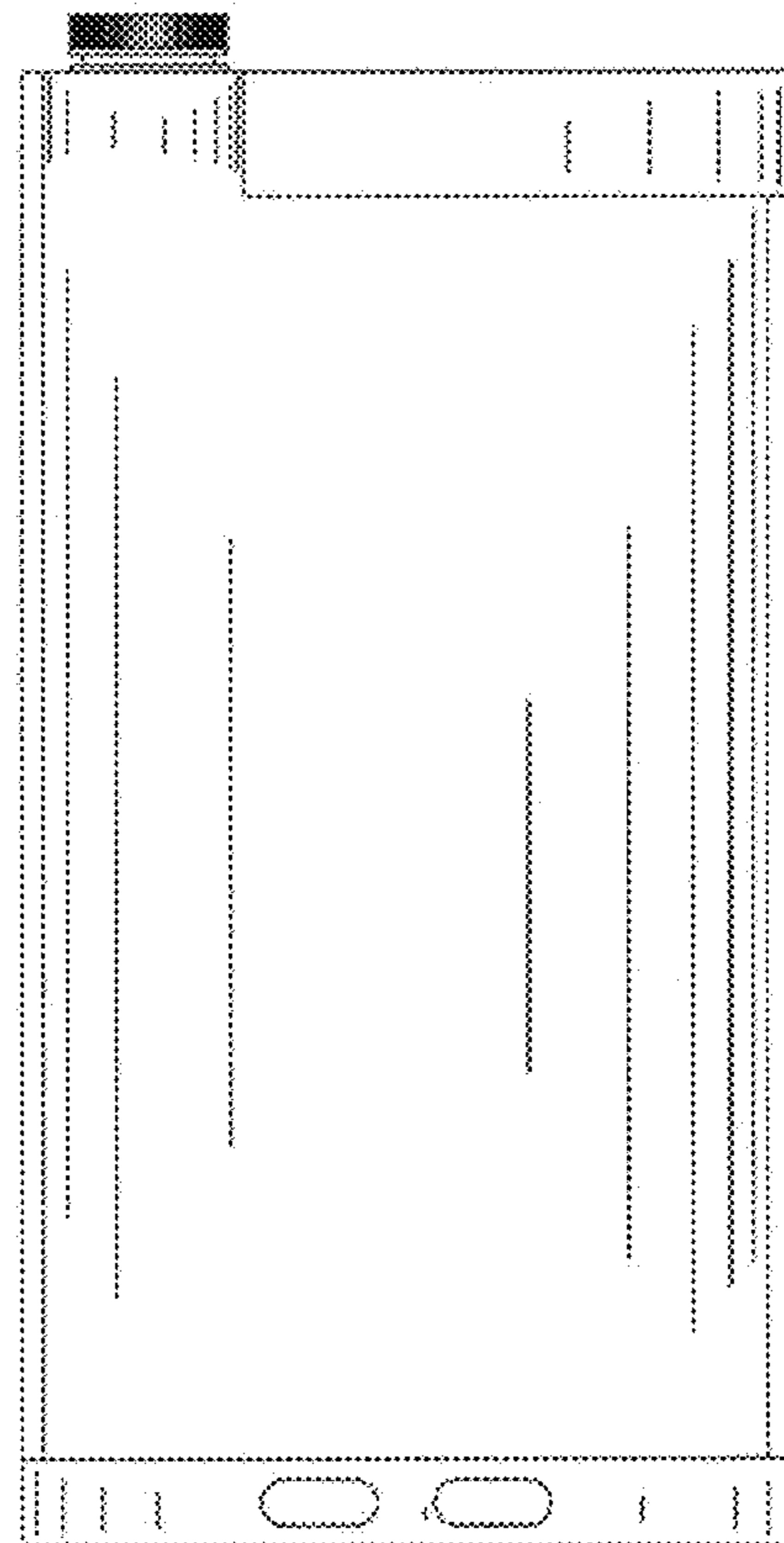


FIG. 2.

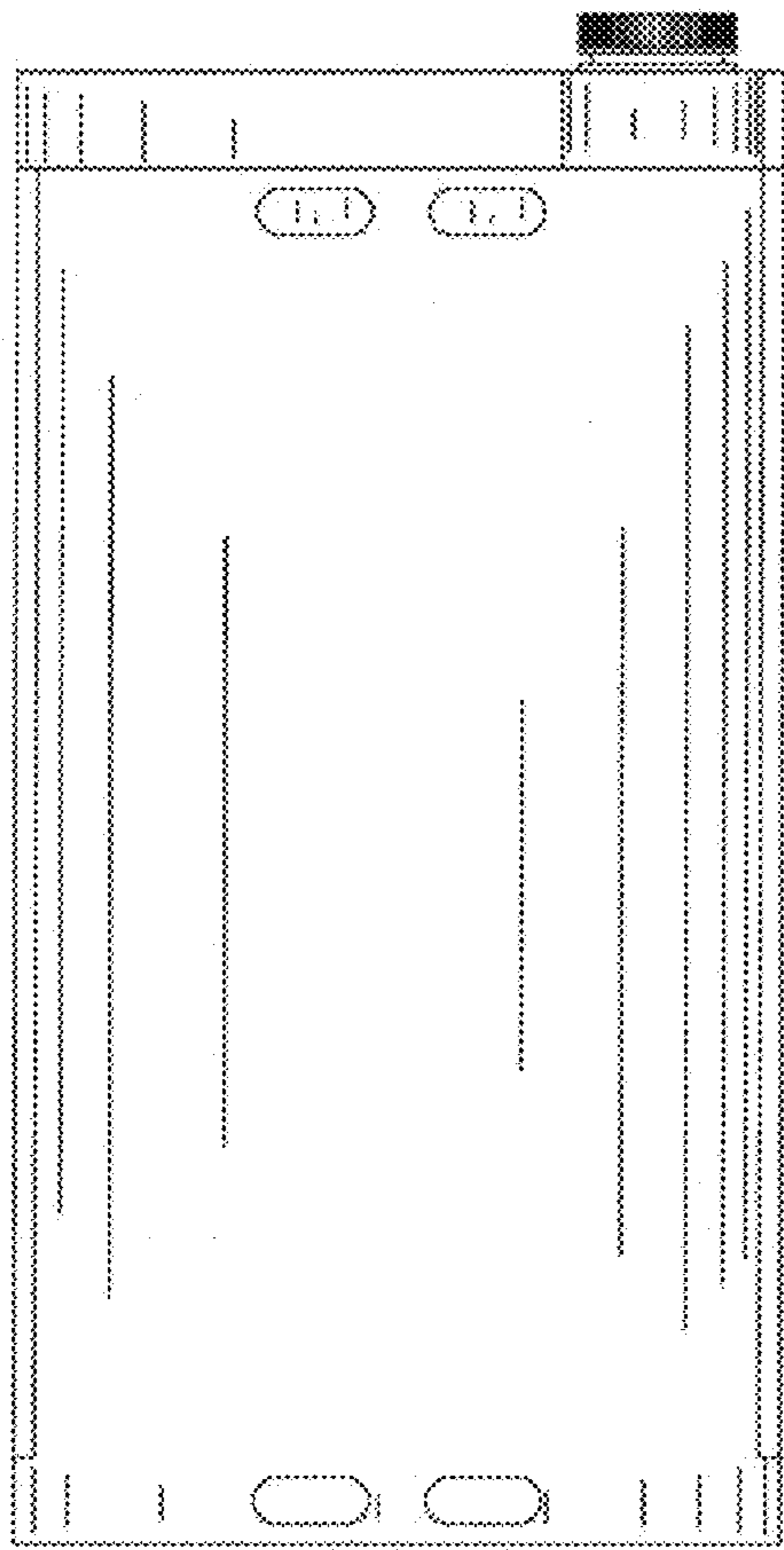


FIG. 3.




FIG. 4.




FIG. 5.

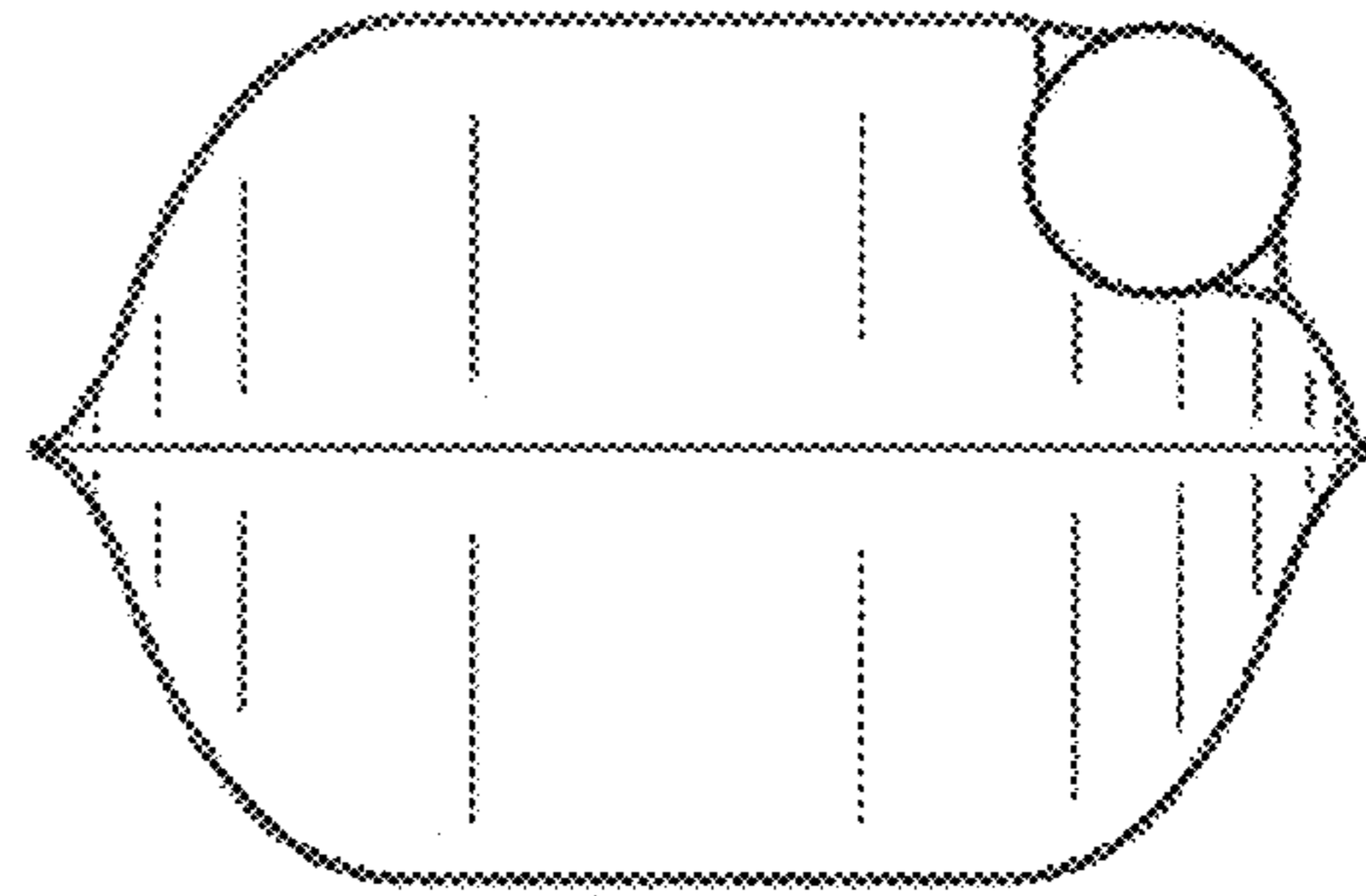


FIG. 6.

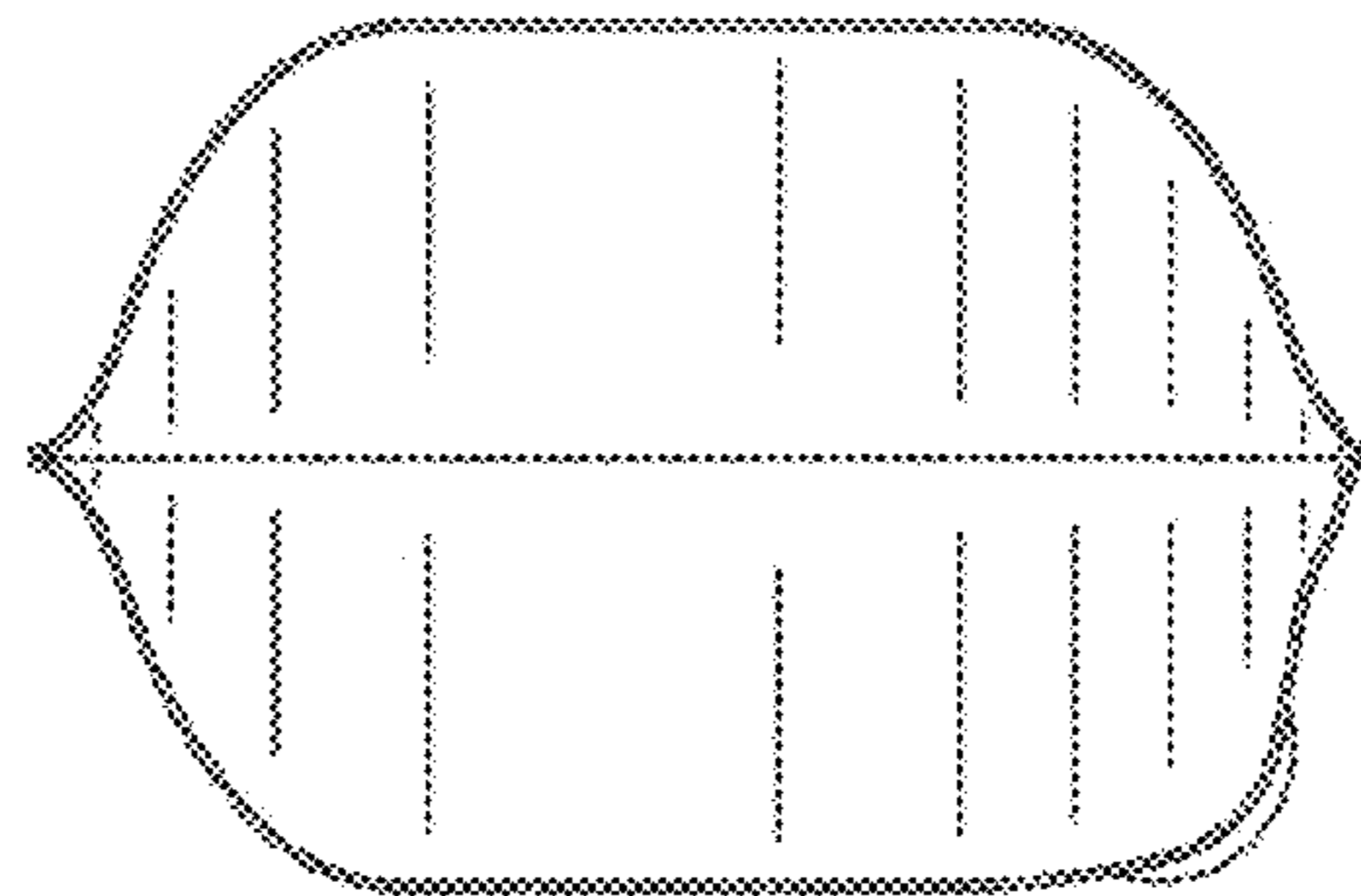


FIG. 7.




FIG. 8.

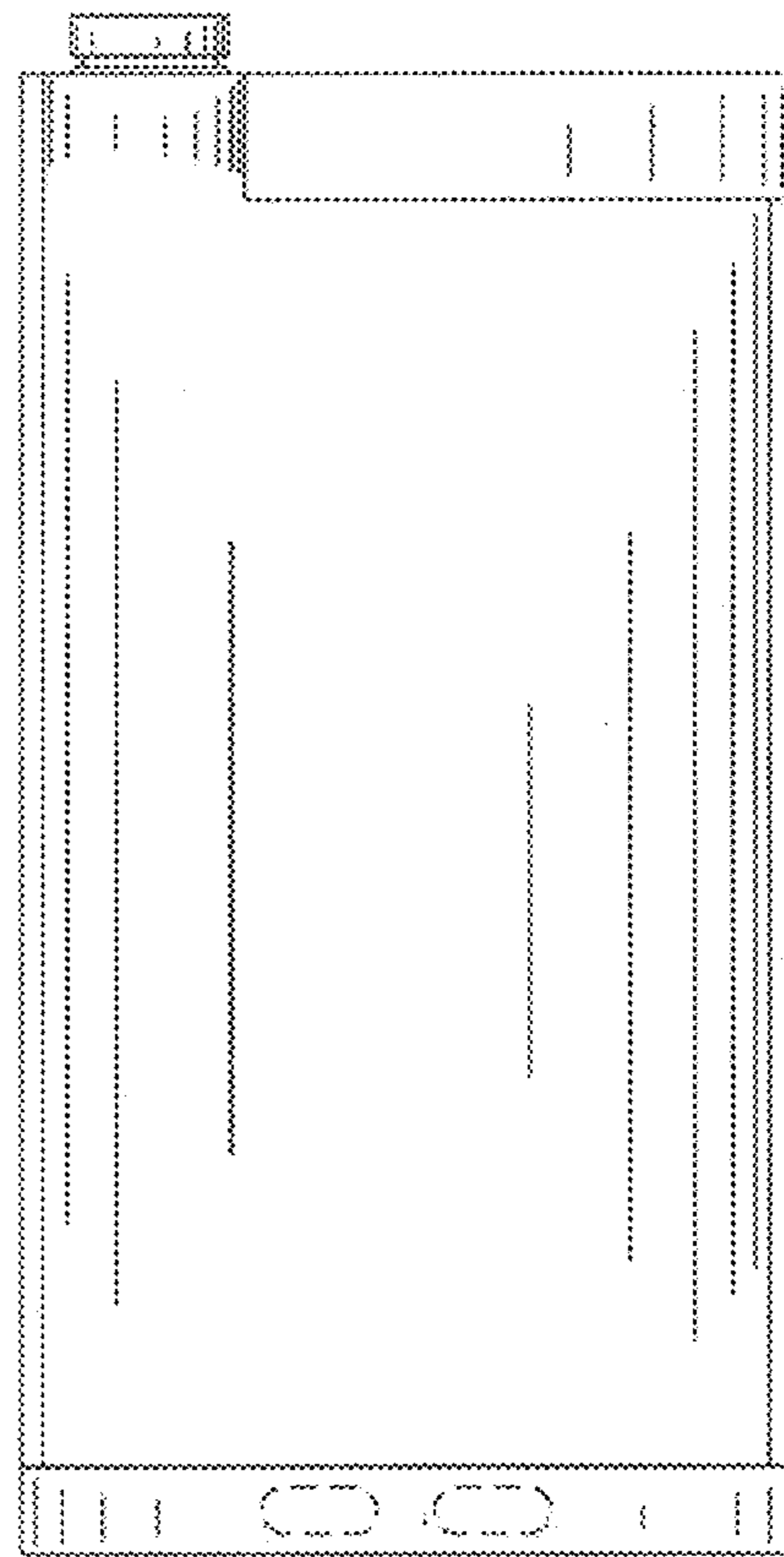


FIG. 9.

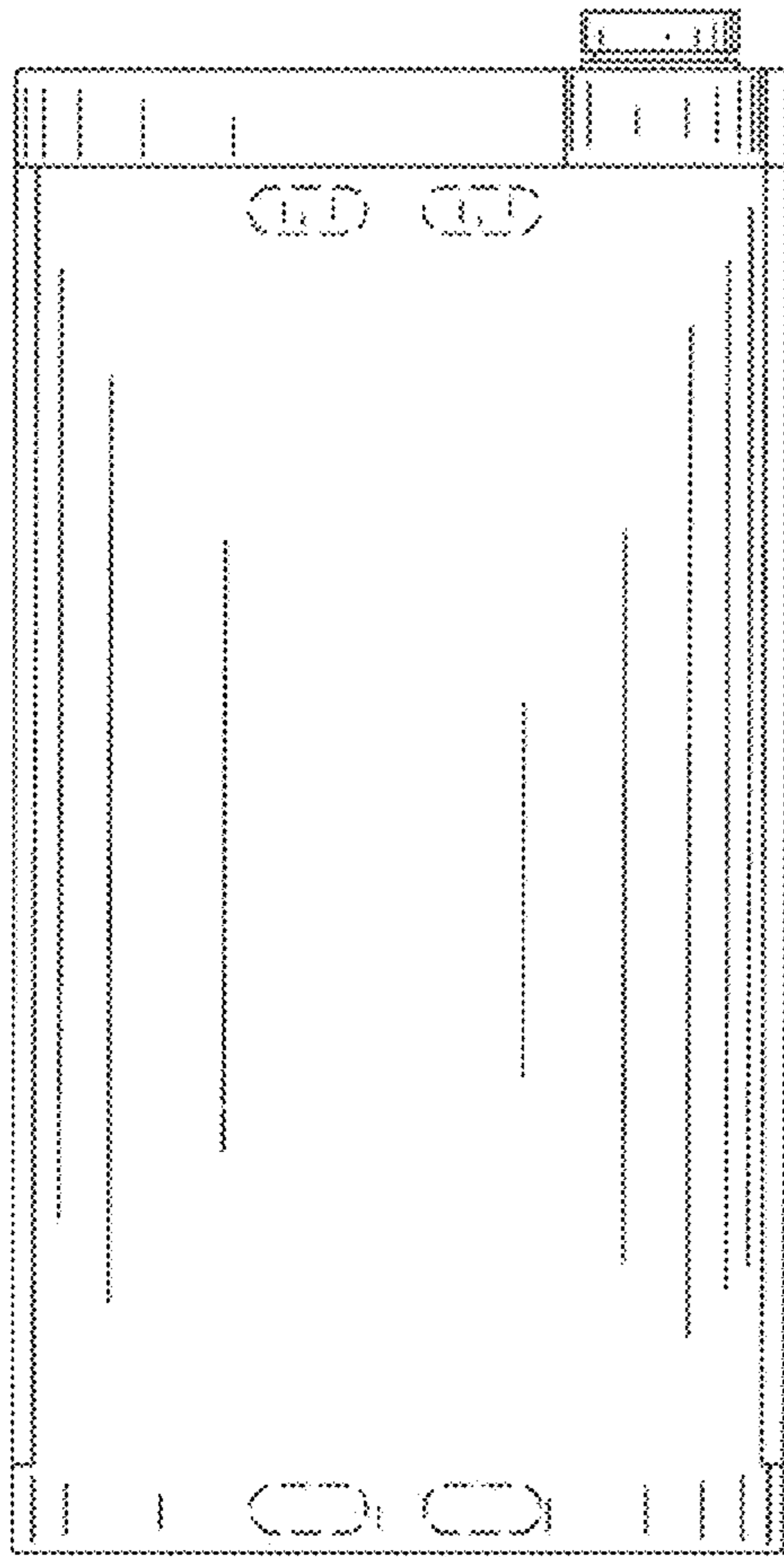


FIG. 10.

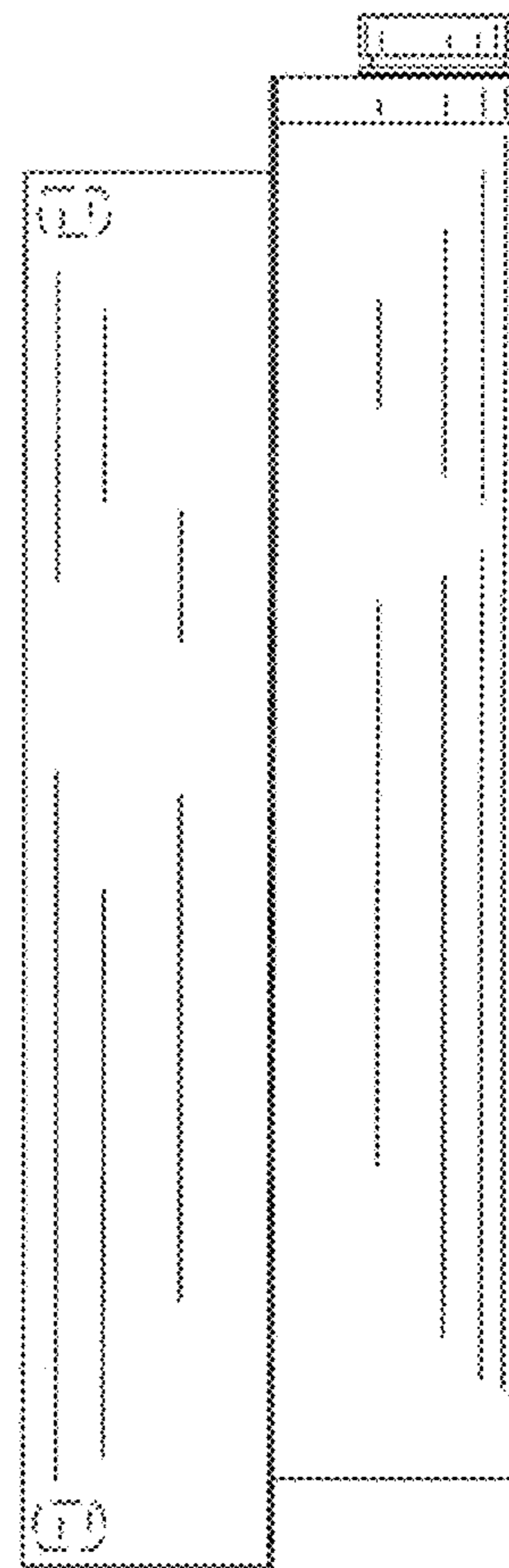


FIG. 11.




FIG. 12.

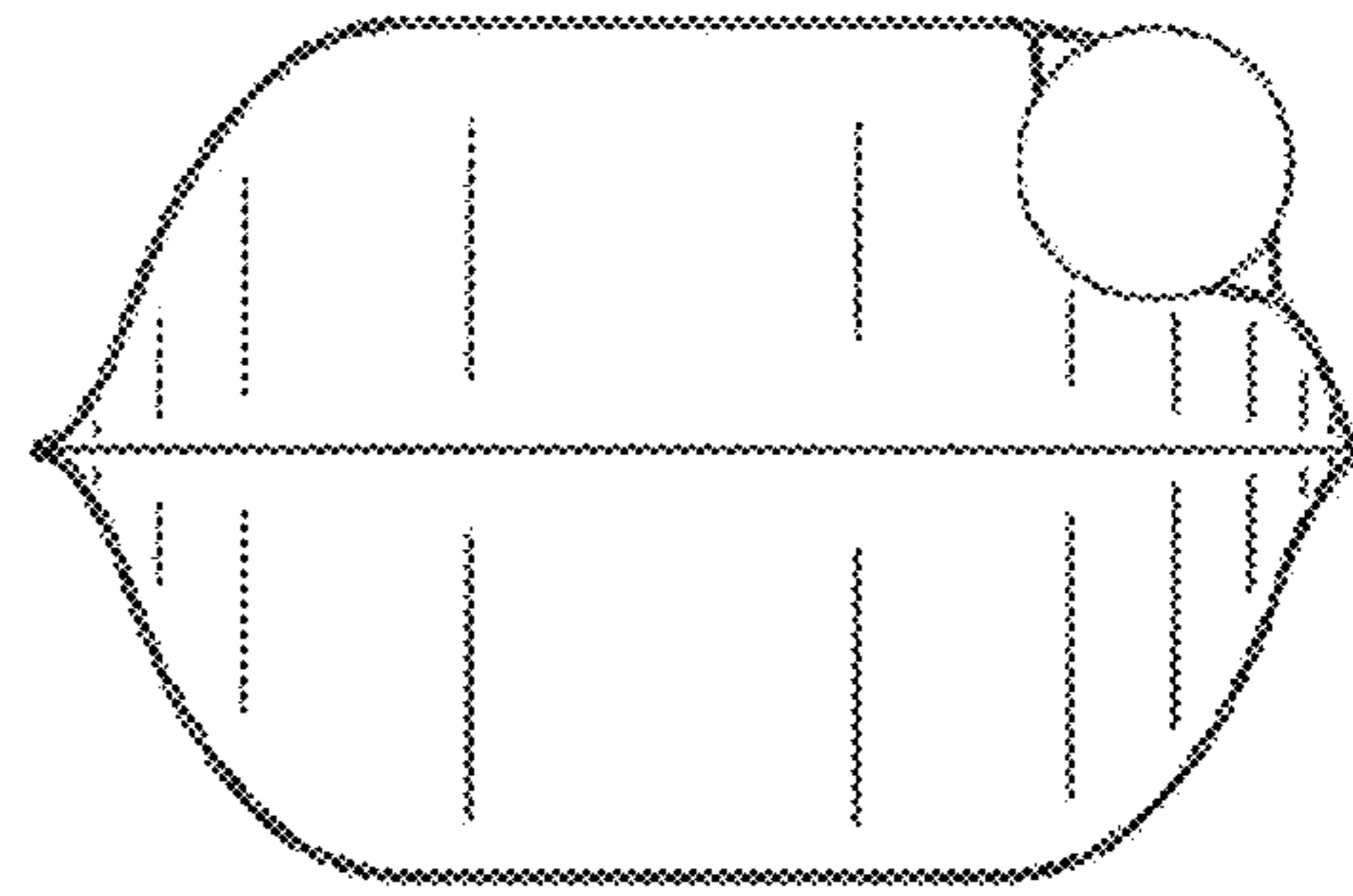


FIG. 13.

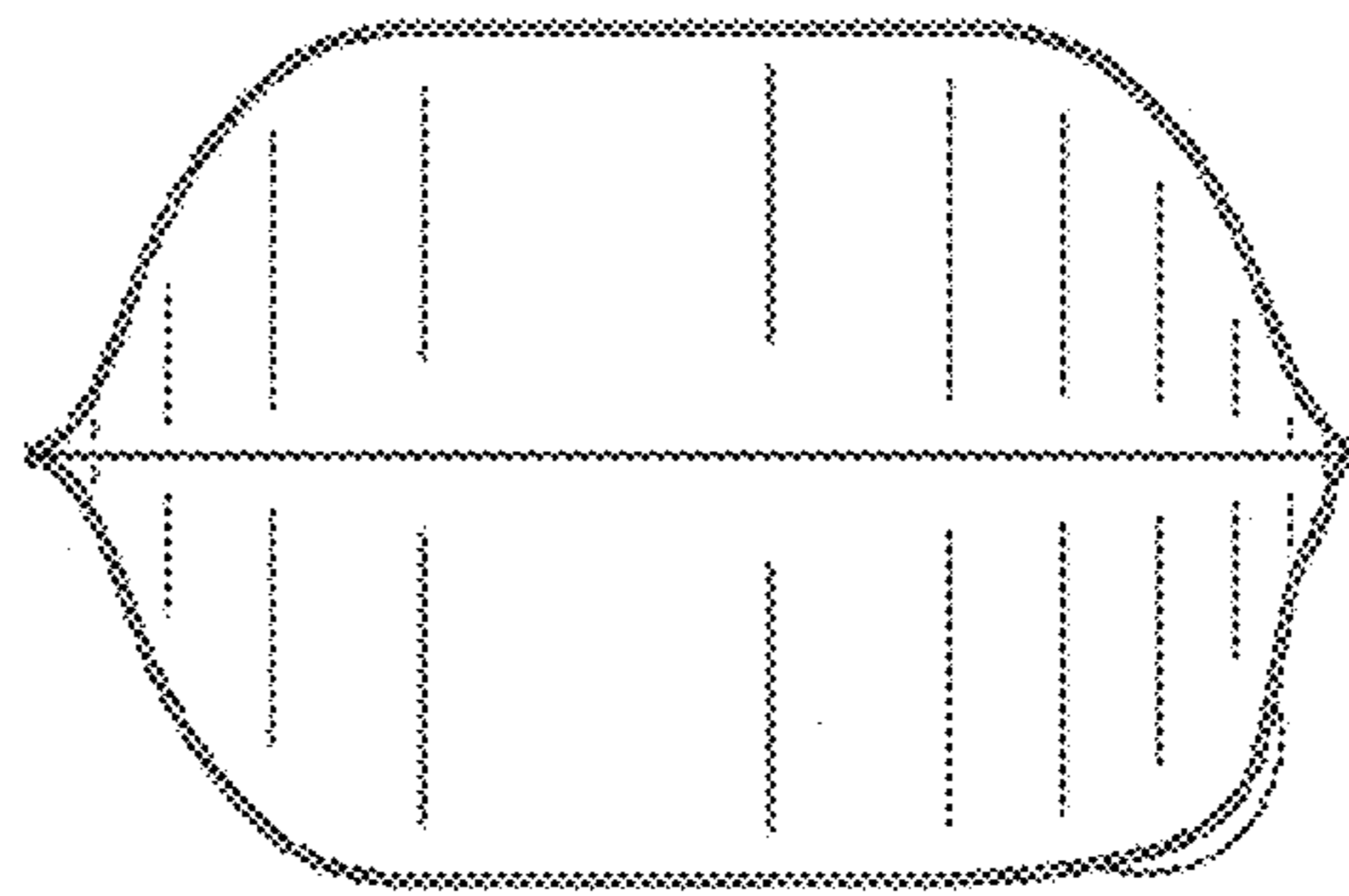


FIG. 14.