



US00D694646S

(12) **United States Design Patent**  
**Limback et al.**

(10) **Patent No.:** **US D694,646 S**  
(45) **Date of Patent:** **\*\* Dec. 3, 2013**

(54) **E-SHAPED BLISTER CARD**

(75) Inventors: **Nancy Gail Limback**, Bridgewater, NJ  
(US); **Donald Edward Luzynski**,  
Bridgewater, NJ (US)

(73) Assignee: **Aventisub II Inc.**, Greenville, DE (US)

(\*\*) Term: **14 Years**

(21) Appl. No.: **29/428,734**

(22) Filed: **Aug. 2, 2012**

(51) **LOC (9) Cl.** ..... **09-01**

(52) **U.S. Cl.**  
USPC ..... **D9/652; D9/732**

(58) **Field of Classification Search**  
USPC ..... D9/600, 652, 730-733, 414-415, 420,  
D9/423-426; 206/457, 461-471, 495

See application file for complete search history.

(56) **References Cited**

U.S. PATENT DOCUMENTS

D114,004 S *	3/1939	Blunt .....	D9/652
D313,182 S *	12/1990	Diepois .....	D9/415
D439,510 S *	3/2001	Olafsson .....	D9/652
D514,436 S *	2/2006	McGuinness .....	D9/732

\* cited by examiner

*Primary Examiner* — Sandra Morris

(74) *Attorney, Agent, or Firm* — Scully, Scott, Murphy & Presser, P.C.

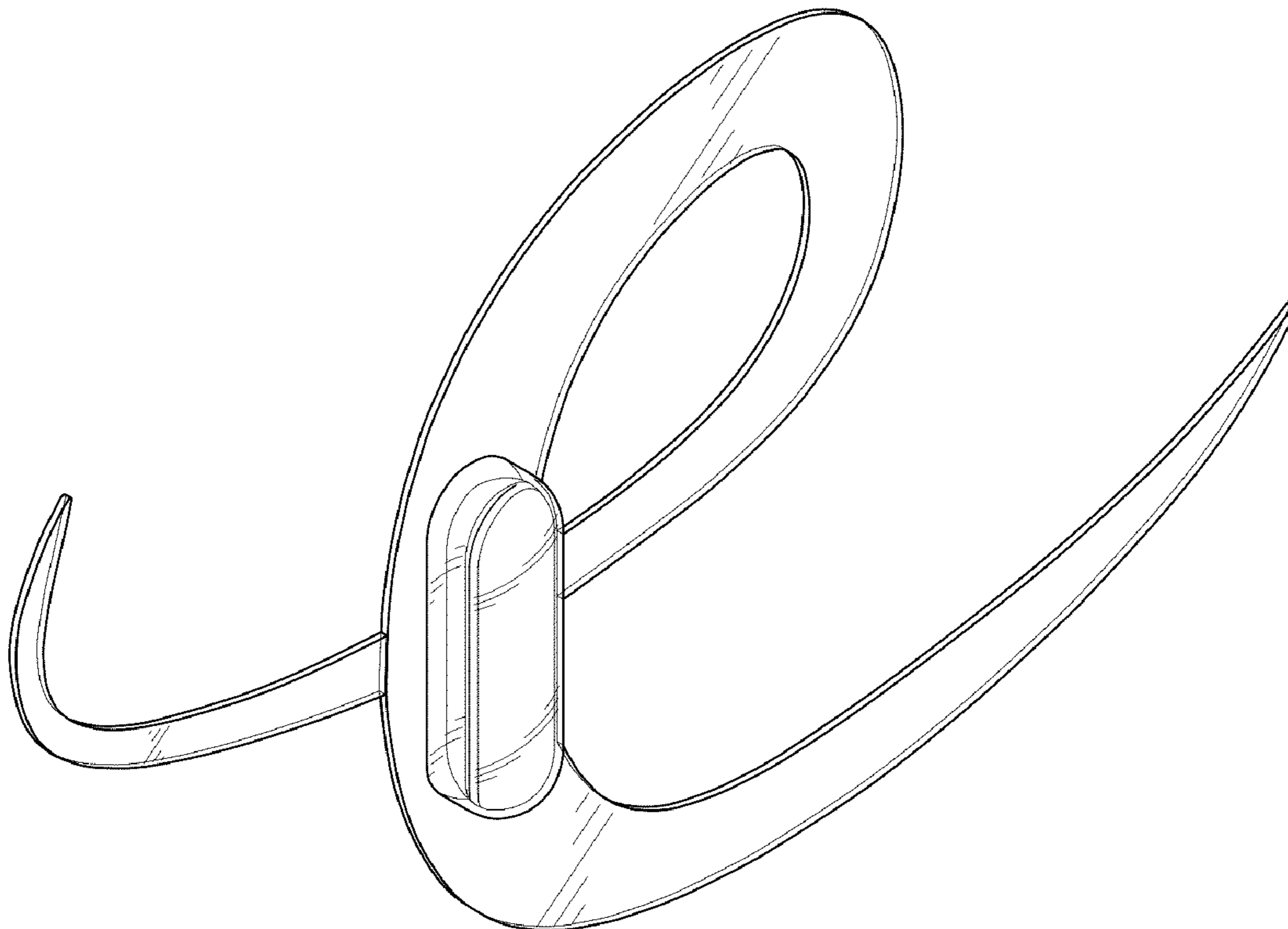
(57) **CLAIM**

The ornamental design for an e-shaped blister card, as shown.

**DESCRIPTION**

FIG. 1 is a perspective view of an e-shaped blister card showing our new design;  
FIG. 2 is a front elevation view thereof;  
FIG. 3 is a rear elevation view thereof;  
FIG. 4 is a side elevation view thereof;  
FIG. 5 is an opposite side elevation view thereof;  
FIG. 6 is a top view thereof; and,  
FIG. 7 is a bottom view thereof.

**1 Claim, 5 Drawing Sheets**



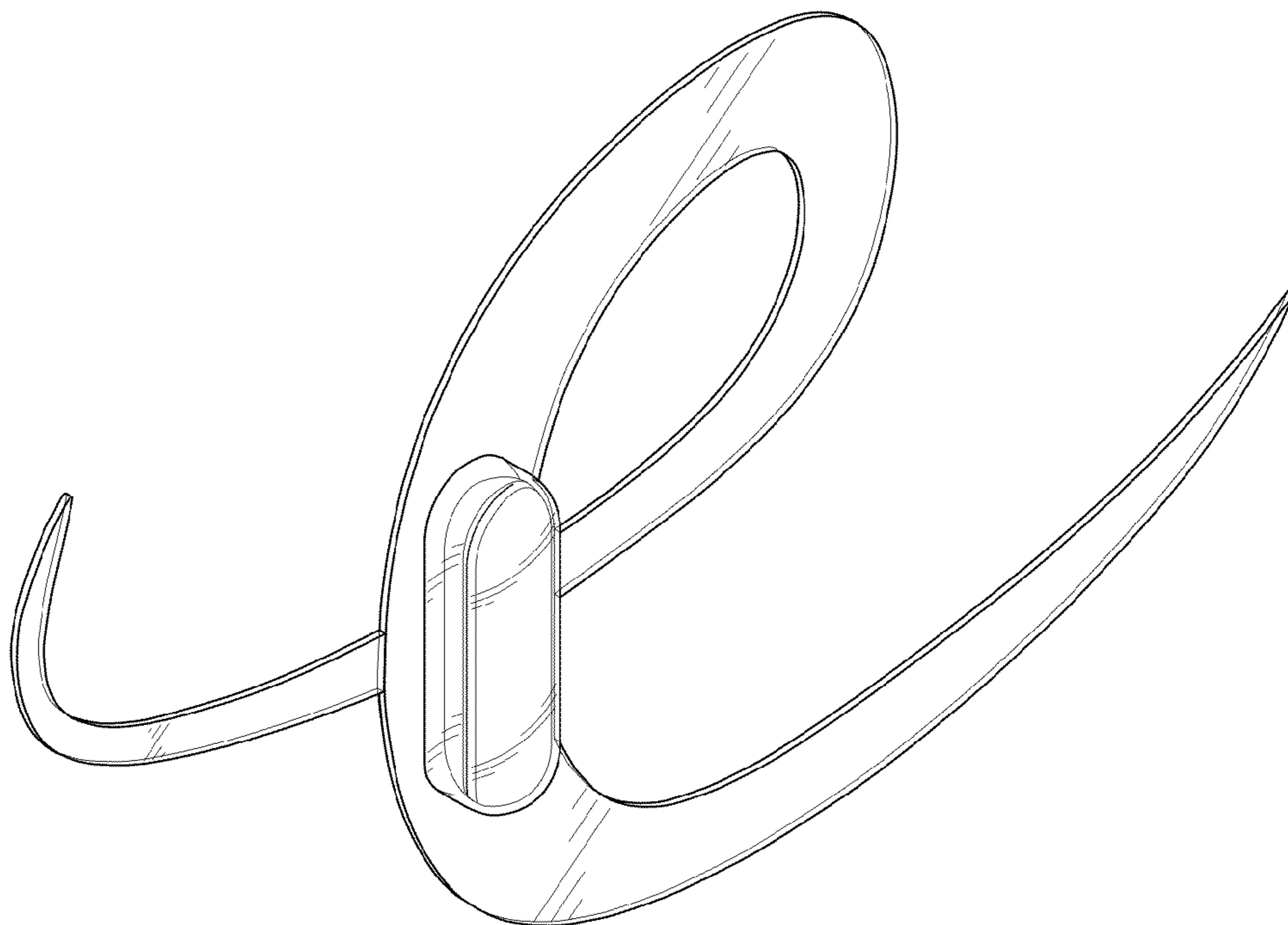


FIG. 1

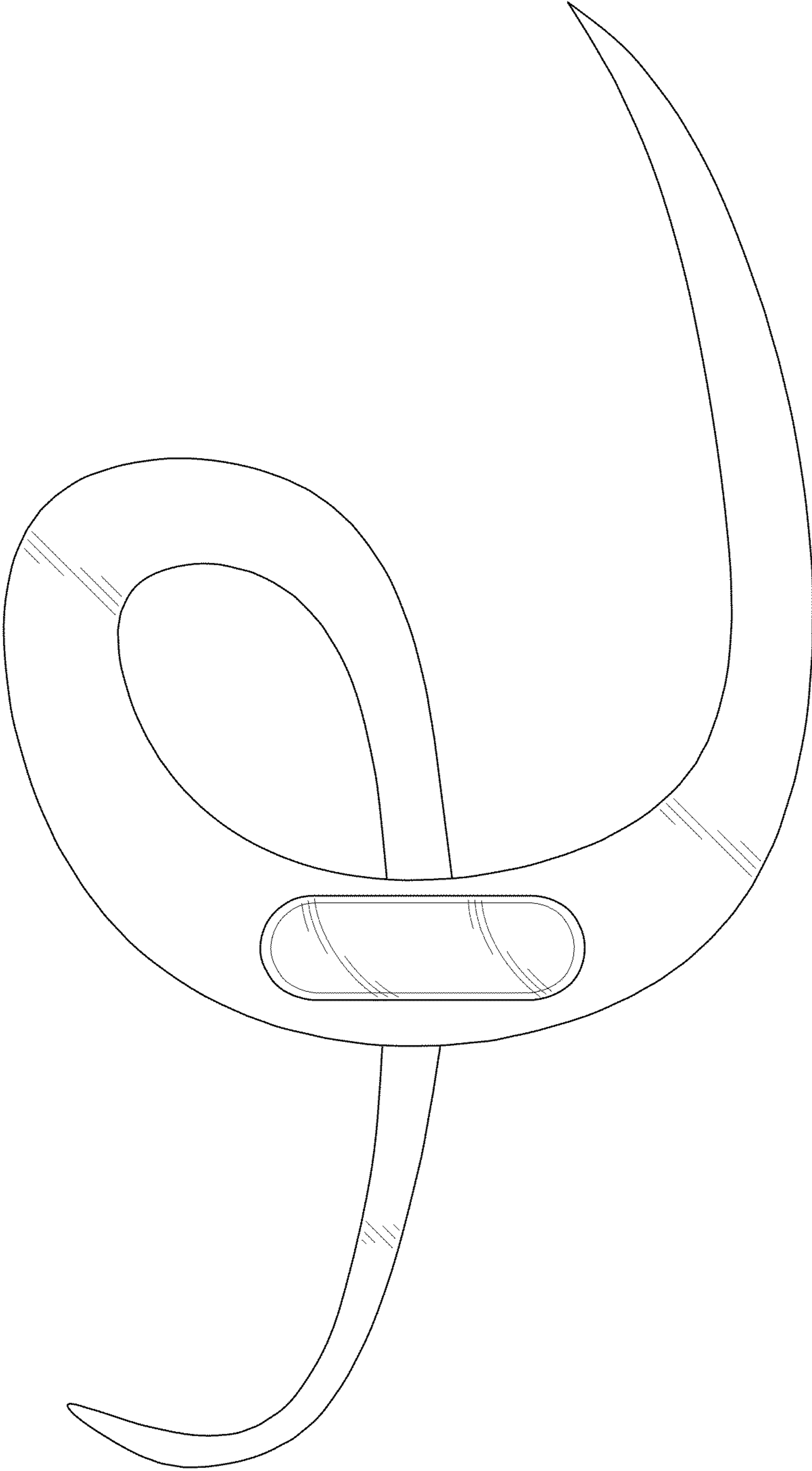


FIG. 2

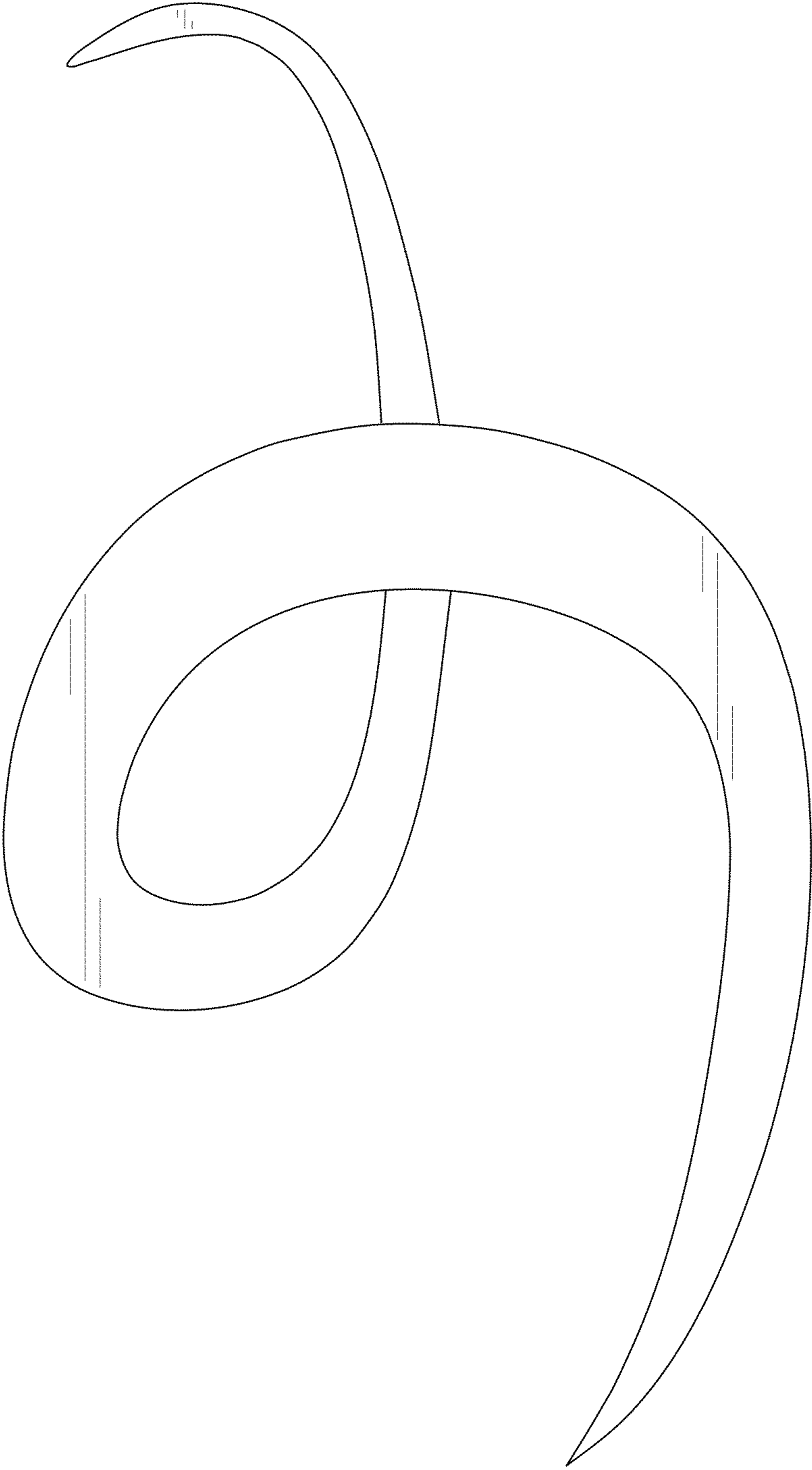


FIG. 3

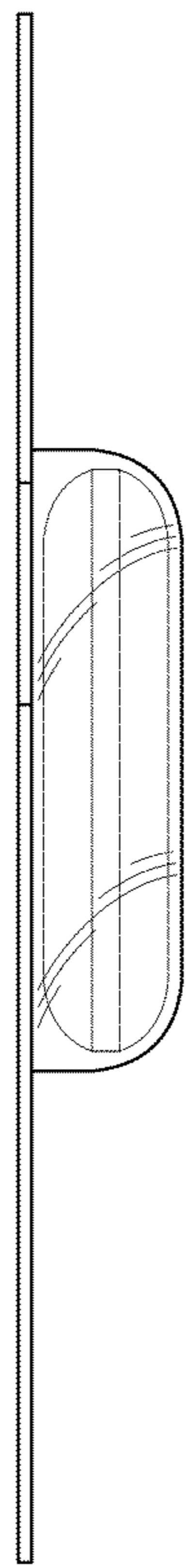


FIG. 4




FIG. 5




FIG. 6




FIG. 7