



US00D694642S

(12) **United States Design Patent**
Infahsaeng et al.

(10) **Patent No.:** **US D694,642 S**
(45) **Date of Patent:** **** Dec. 3, 2013**

(54) **BOTTLE**

(75) Inventors: **Apirat Infahsaeng**, New York, NY (US);
Viktor Jondal, New York, NY (US)

(73) Assignee: **V&S Vin & Sprit Aktiebolag**,
Stockholm (SE)

(**) Term: **14 Years**

(21) Appl. No.: **29/407,453**

(22) Filed: **Nov. 29, 2011**

(51) **LOC (9) Cl.** **09-01**

(52) **U.S. Cl.**
USPC **D9/559**; D9/560; D9/569; D9/574

(58) **Field of Classification Search**
USPC D9/516, 529-530, 541-546, 549, 558,
D9/559, 560, 563, 565, 572-575; 215/370,
215/371, 379, 381-383; 220/660, 662, 669,
220/675

See application file for complete search history.

(56) **References Cited**

U.S. PATENT DOCUMENTS

D20,792 S *	6/1891	Rodiger	D9/546
D53,887 S	10/1919	Connor		
D81,897 S	8/1930	Teague		
D103,050 S	2/1937	Higgins		
D115,343 S	6/1939	Burgund		
D115,388 S	6/1939	Burgund		
D293,492 S *	12/1987	Kemmerer	D9/573 X
D307,709 S	5/1990	Liss		
D310,483 S	9/1990	De Giovellina		
D323,985 S	2/1992	Bormioli		
D326,813 S *	6/1992	Gavala et al.	D9/573 X
D327,012 S *	6/1992	Gavala et al.	D9/573 X
D333,619 S	3/1993	Lemahieu		
D343,580 S *	1/1994	Reynaud	D9/560
D354,443 S	1/1995	Granai		
D369,978 S	5/1996	Mohamed		

D380,966 S *	7/1997	Frazer	D9/560
D411,460 S	6/1999	Nobuto		
D430,805 S *	9/2000	Jentgen	D9/574 X
D431,193 S *	9/2000	Shanahan	D9/544
D432,427 S *	10/2000	Shanahan	D9/544
D523,755 S *	6/2006	Considine et al.	D9/574 X
D523,756 S *	6/2006	Considine et al.	D9/574 X
D528,909 S *	9/2006	Stillerud	D9/560
D534,073 S *	12/2006	Stillerud	D9/560
D535,566 S	1/2007	Lin		
D544,361 S	6/2007	Cordes		
D548,098 S *	8/2007	Lauret	D9/574 X
D555,483 S	11/2007	Bezuglov		
D555,488 S	11/2007	Marton		

(Continued)

Primary Examiner — Carol P Rademaker

(74) *Attorney, Agent, or Firm* — McDermott Will & Emery LLP

(57) **CLAIM**

The ornamental design for a bottle, as shown and described.

DESCRIPTION

FIG. 1 is a top, front, right side perspective view of a bottle, showing the new design;

FIG. 2 is a front elevational view thereof;

FIG. 3 is a rear elevational view thereof;

FIG. 4 is a left side elevational view thereof;

FIG. 5 is a right side elevational view thereof;

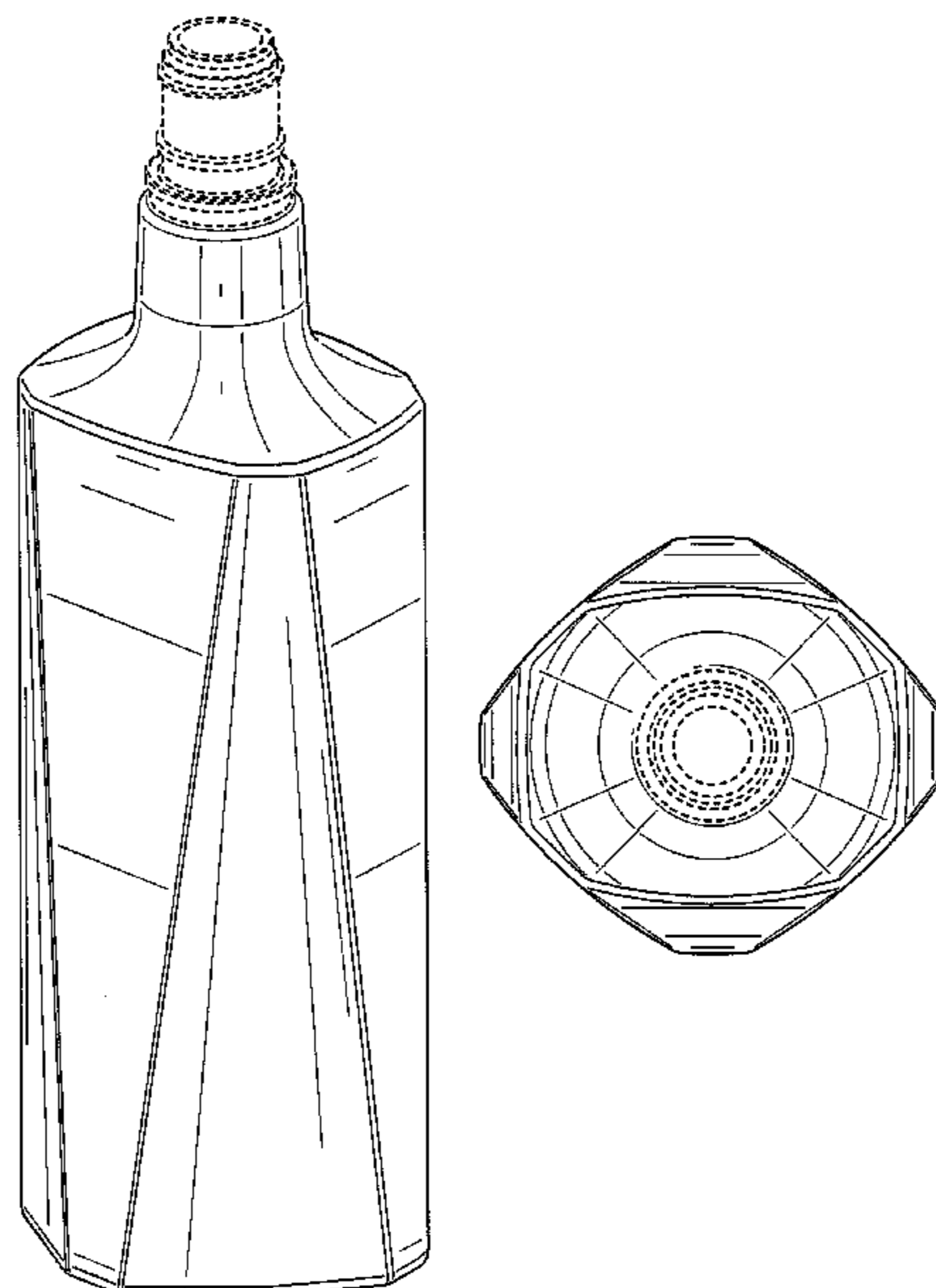
FIG. 6 is a top plan view thereof; and,

FIG. 7 is a bottom plan view thereof.

The broken lines shown in the drawings of the upper neck ring and pour spout portion and of the central bottom surface portion are included for the purpose of illustrating environmental structure and form no part of the claimed design.

The closely spaced pairs of vertical lines on the sidewalls and the smaller pairs of broken lines merging into points on the bottom edges have no contour or depth and are merely lines on the surface.

1 Claim, 6 Drawing Sheets



(56)

References Cited

U.S. PATENT DOCUMENTS

D559,113 S * 1/2008 Brown et al. D9/544
D563,233 S * 3/2008 Patzak D9/575 X
D568,752 S 5/2008 Varlet
D573,892 S * 7/2008 Moretti D9/573 X
D573,893 S 7/2008 Moretti
D583,247 S 12/2008 Defina
D588,458 S 3/2009 Waldner

D598,777 S * 8/2009 Belke et al. D9/546
D605,948 S 12/2009 Sposato
D612,739 S * 3/2010 Delbon D9/574 X
D626,842 S * 11/2010 Rica D9/516
D639,667 S * 6/2011 Bogert et al. D9/559 X
D649,062 S * 11/2011 Handy D9/560
D653,117 S * 1/2012 Murphy D9/544
D653,551 S * 2/2012 Murphy D9/544
D660,169 S * 5/2012 Potts D9/544
D661,991 S * 6/2012 Brummelhuis et al. ... D9/565 X

* cited by examiner

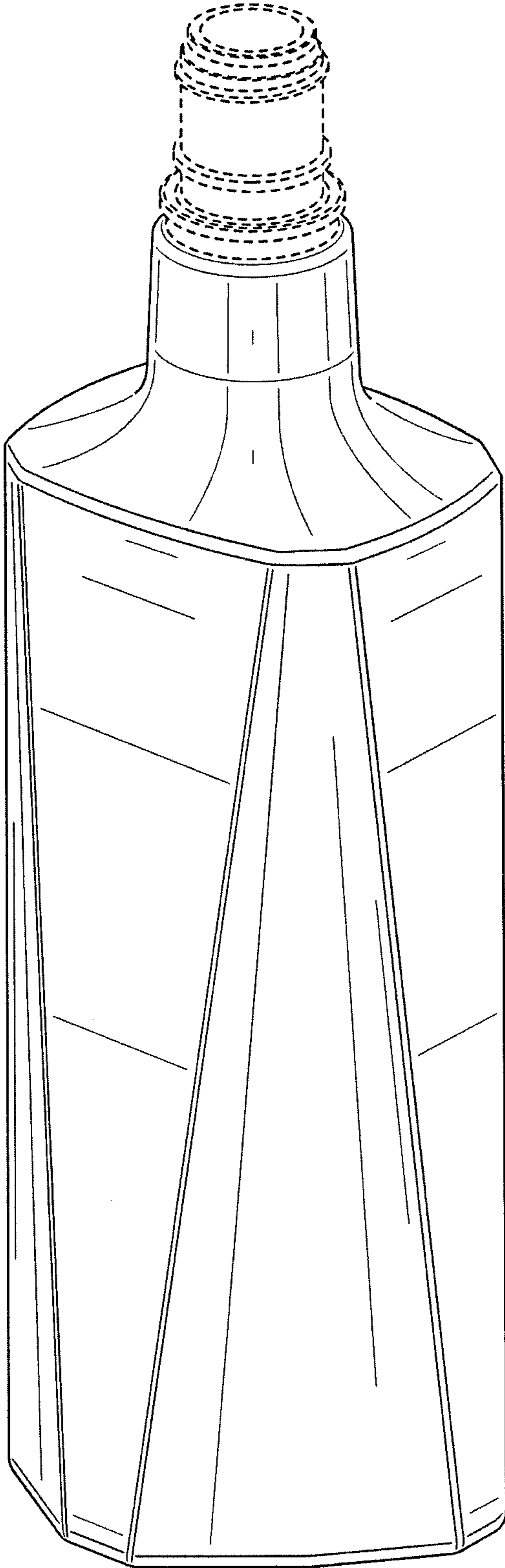


FIG. 1

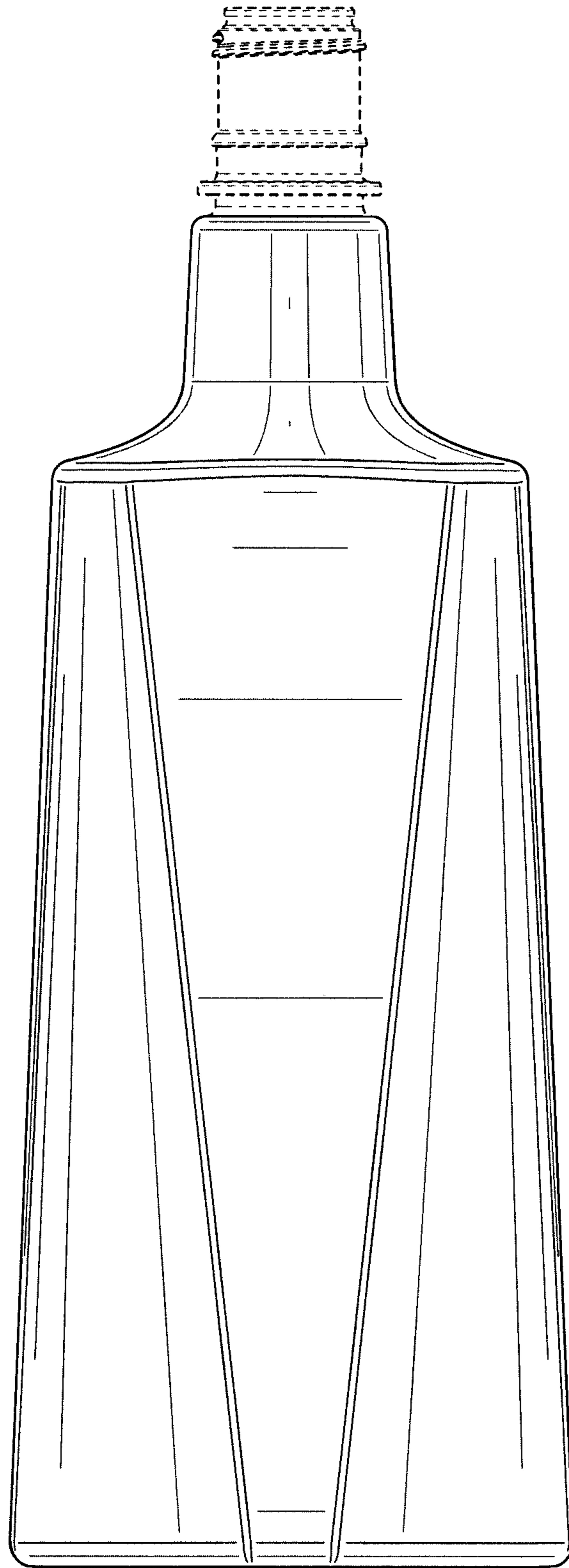


FIG. 2

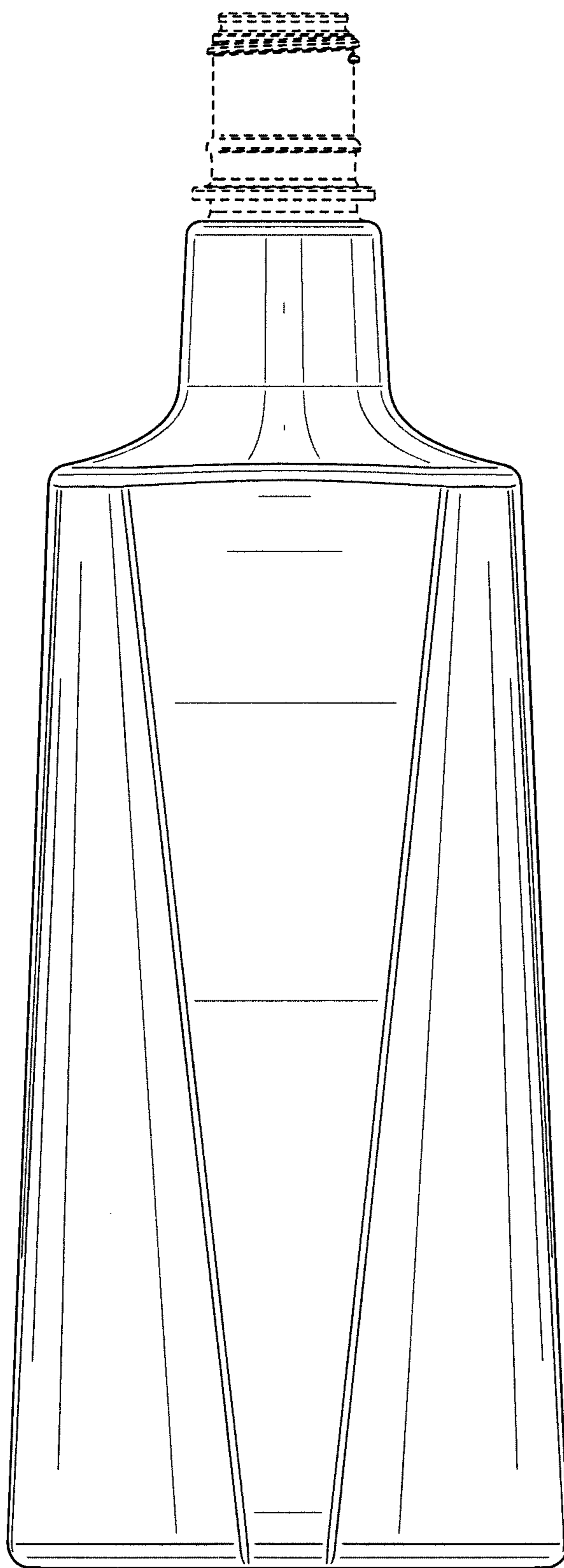


FIG. 3

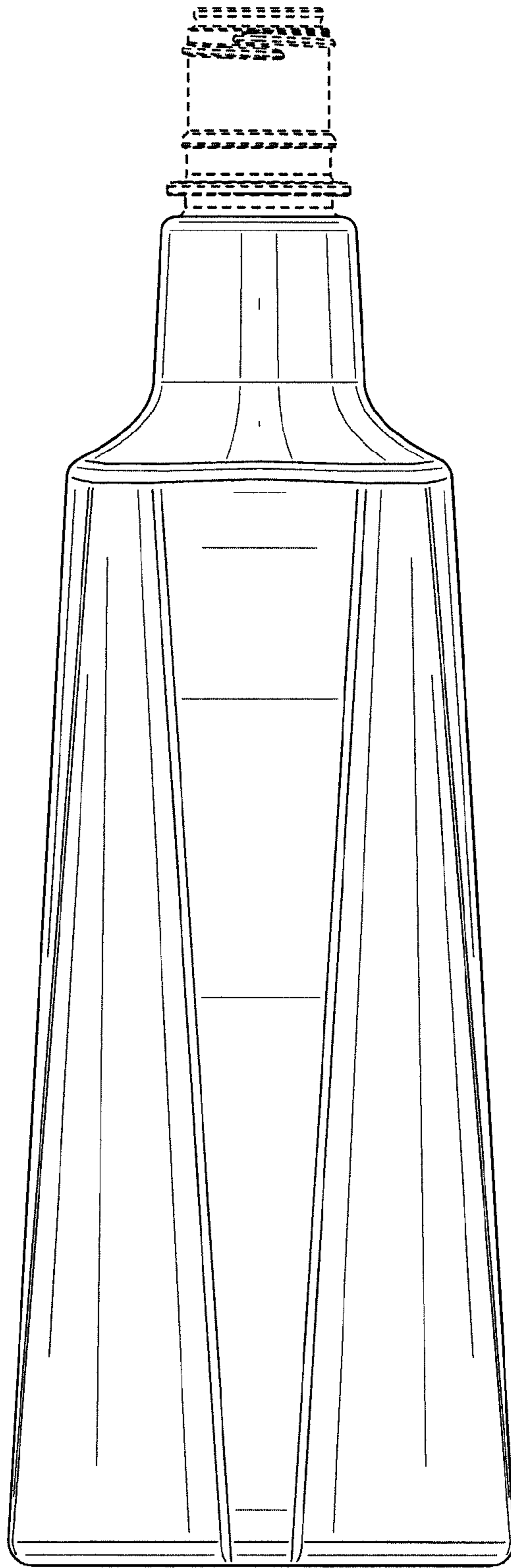


FIG. 4

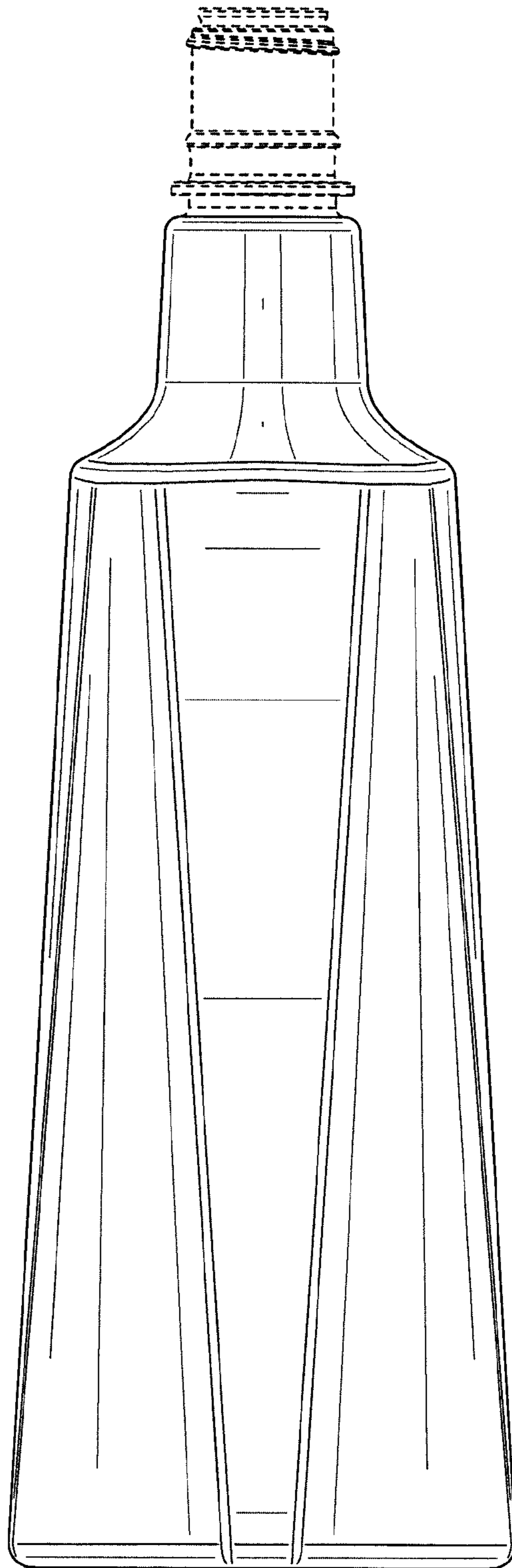


FIG. 5

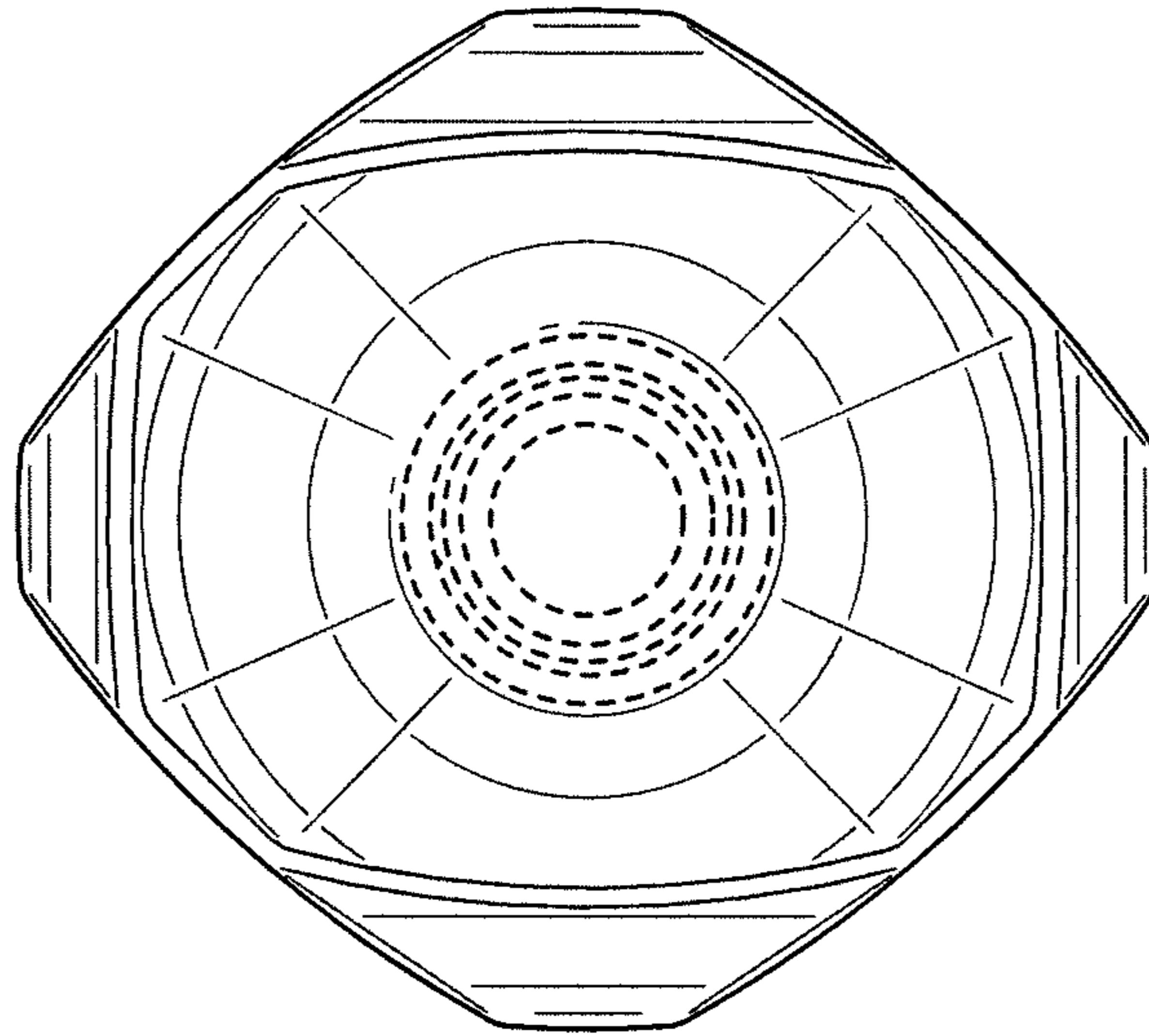


FIG. 6

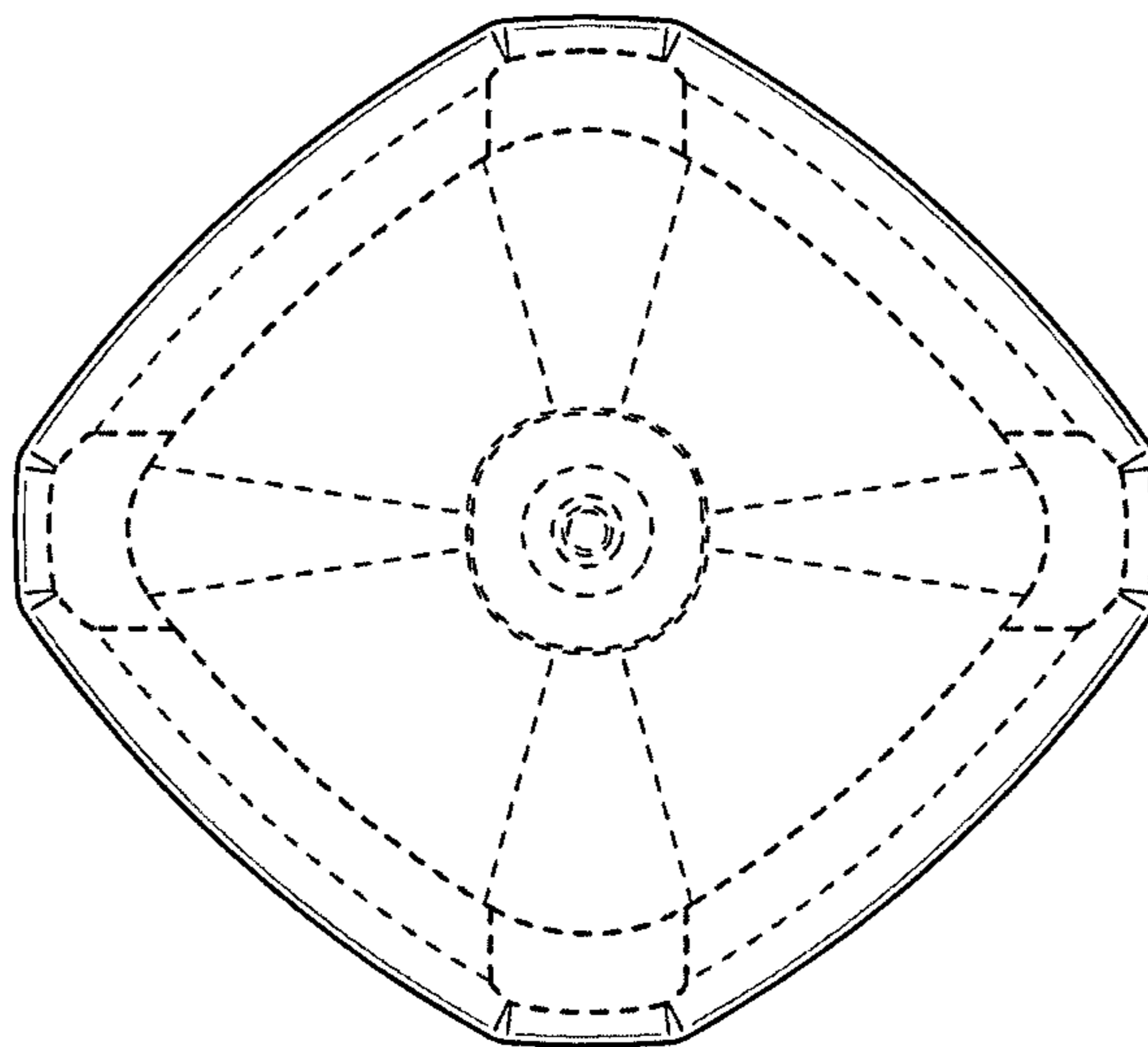


FIG. 7