

US00D694641S

(12) **United States Design Patent**
Infahsaeng et al.

(10) **Patent No.:** **US D694,641 S**

(45) **Date of Patent:** **** *Dec. 3, 2013**

(54) **BOTTLE**

(75) Inventors: **Apirat Infahsaeng**, New York, NY (US);
Viktor Jondal, New York, NY (US)

(73) Assignee: **V&S Vin & Sprit Aktiebolag**,
Stockholm (SE)

(*) Notice: This patent is subject to a terminal disclaimer.

(**) Term: **14 Years**

(21) Appl. No.: **29/403,796**

(22) Filed: **Oct. 11, 2011**

(51) **LOC (9) Cl.** **09-01**

(52) **U.S. Cl.**
USPC **D9/559**; D9/565; D9/569; D9/574

(58) **Field of Classification Search**
USPC D9/516, 529–530, 541–546, 549, 558,
D9/559, 560, 563, 565, 572–575; 215/370,
215/371, 379, 381–383; 220/660, 662, 669,
220/675

See application file for complete search history.

(56) **References Cited**

U.S. PATENT DOCUMENTS

D20,792 S *	6/1891	Rodiger	D9/546
D53,887 S	10/1919	Connor		
D81,897 S	8/1930	Teague		
D103,050 S	2/1937	Higgins		
D115,343 S	6/1939	Burgund		
D115,388 S	6/1939	Burgund		
D293,492 S *	12/1987	Kemmerer	D9/573 X
D307,709 S	5/1990	Liss		
D310,483 S	9/1990	De Giovellina		
D323,985 S	2/1992	Bormioli		
D326,813 S *	6/1992	Gavala et al.	D9/573 X
D327,012 S *	6/1992	Gavala et al.	D9/573 X
D333,619 S	3/1993	Lemahieu		

D343,580 S *	1/1994	Reynaud	D9/560
D354,443 S	1/1995	Granai		
D369,978 S	5/1996	Mohamed		
D380,966 S *	7/1997	Frazer	D9/560
D411,460 S	6/1999	Nobuto		
D430,805 S *	9/2000	Jentgen	D9/574 X
D431,193 S *	9/2000	Shanahan	D9/544
D432,427 S *	10/2000	Shanahan	D9/544
D523,755 S *	6/2006	Considine et al.	D9/574 X
D523,756 S *	6/2006	Considine et al.	D9/574 X
D528,909 S *	9/2006	Stillerud	D9/560
D534,073 S *	12/2006	Stillerud	D9/560
D535,566 S	1/2007	Lin		
D544,361 S	6/2007	Cordes		

(Continued)

Primary Examiner — Carol P Rademaker

(74) *Attorney, Agent, or Firm* — McDermott Will & Emery LLP

(57) **CLAIM**

The ornamental design for a bottle, as shown and described.

DESCRIPTION

FIG. 1 is a top, front, right side perspective view of the bottle, showing the new design;

FIG. 2 is a front elevational view thereof;

FIG. 3 is a rear elevational view thereof;

FIG. 4 is a left side elevational view thereof;

FIG. 5 is a right side elevational view thereof;

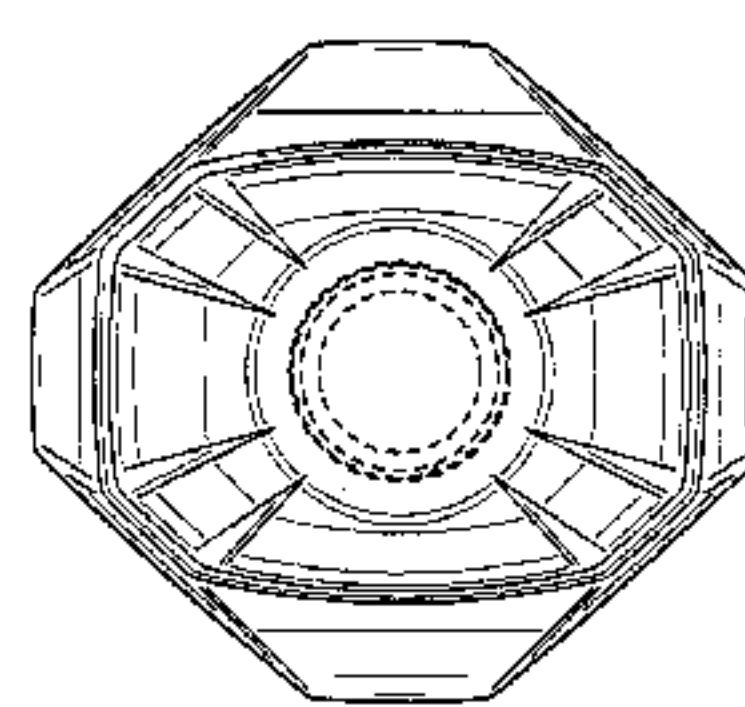
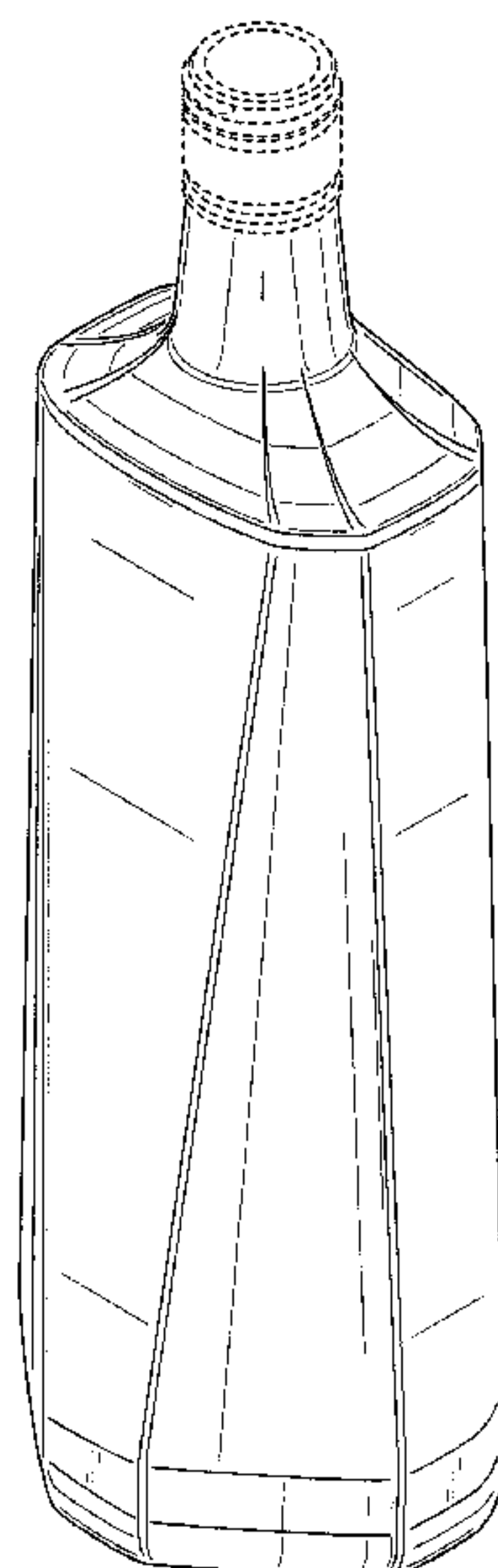
FIG. 6 is a top plan view thereof; and,

FIG. 7 is a bottom plan view thereof.

The broken lines shown in the drawings of the upper neck ring and pour spout portion and of the central bottom surface portion are included for the purpose of illustrating environmental structure and form no part of the claimed design.

The closely spaced pairs of vertical lines on the sidewalls and the smaller pairs of broken lines merging into points on both the shoulder area and the bottom edges have no contour or depth and are merely lines on the surface.

1 Claim, 6 Drawing Sheets



(56)

References Cited

U.S. PATENT DOCUMENTS

D548,098 S *	8/2007	Lauret	D9/574 X	D588,458 S	3/2009	Waldner	
D555,483 S	11/2007	Bezuglov		D598,777 S *	8/2009	Belke et al.	D9/546
D555,488 S	11/2007	Marton		D605,948 S	12/2009	Sposato	
D559,113 S *	1/2008	Brown et al.	D9/544	D612,739 S *	3/2010	Delbon	D9/574 X
D563,233 S *	3/2008	Patzak	D9/575 X	D626,842 S *	11/2010	Rica	D9/516
D568,752 S	5/2008	Varlet		D639,667 S *	6/2011	Bogert et al.	D9/559 X
D573,892 S *	7/2008	Moretti	D9/573 X	D649,062 S *	11/2011	Handy	D9/560
D573,893 S	7/2008	Moretti		D653,117 S *	1/2012	Murphy	D9/544
D583,247 S	12/2008	DeFina		D653,551 S *	2/2012	Murphy	D9/544
				D660,169 S *	5/2012	Potts	D9/544
				D661,991 S *	6/2012	Brummelhuis et al. ...	D9/565 X

* cited by examiner




FIG. 1

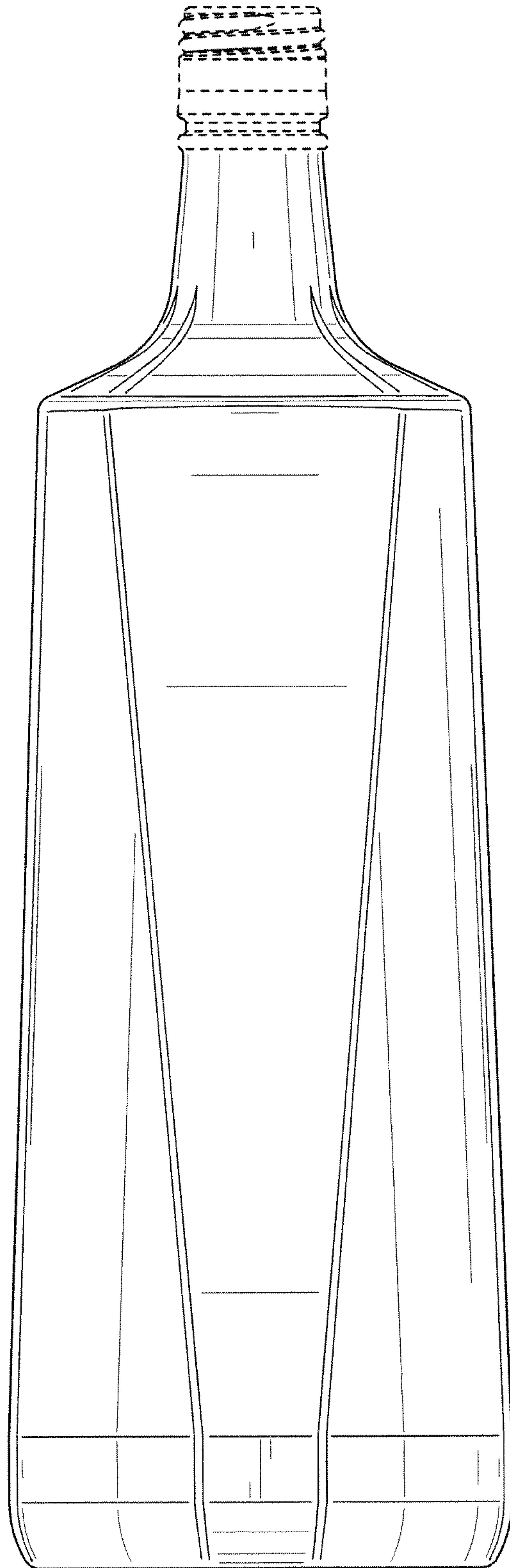


FIG. 2

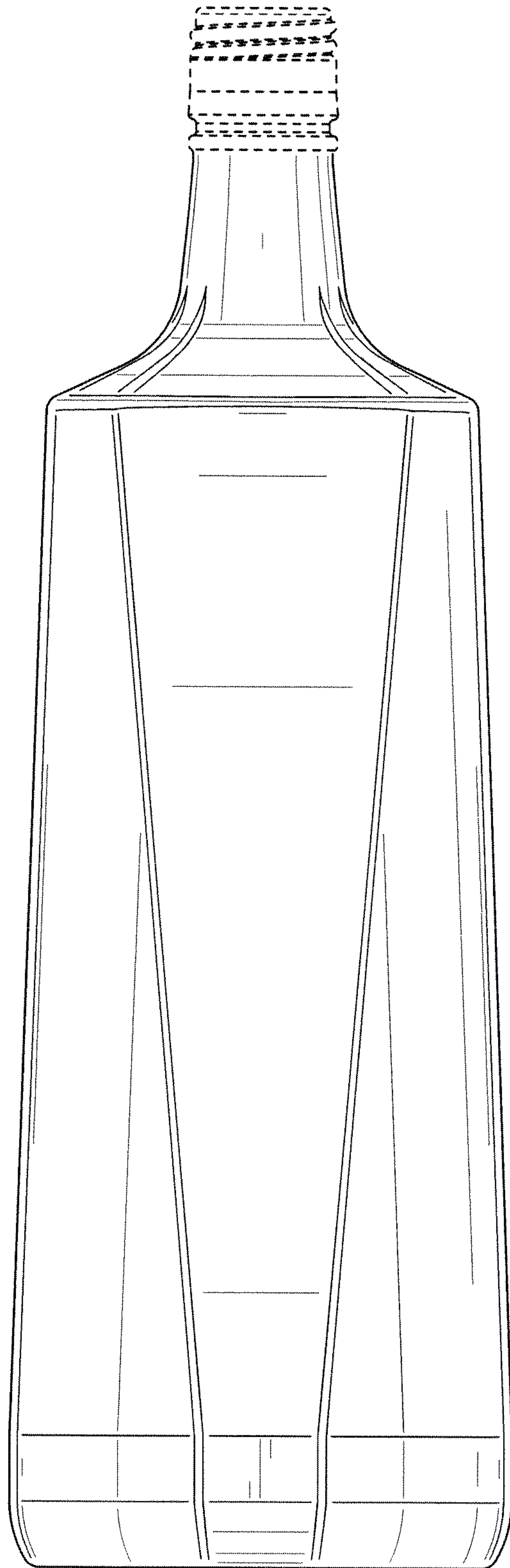


FIG. 3

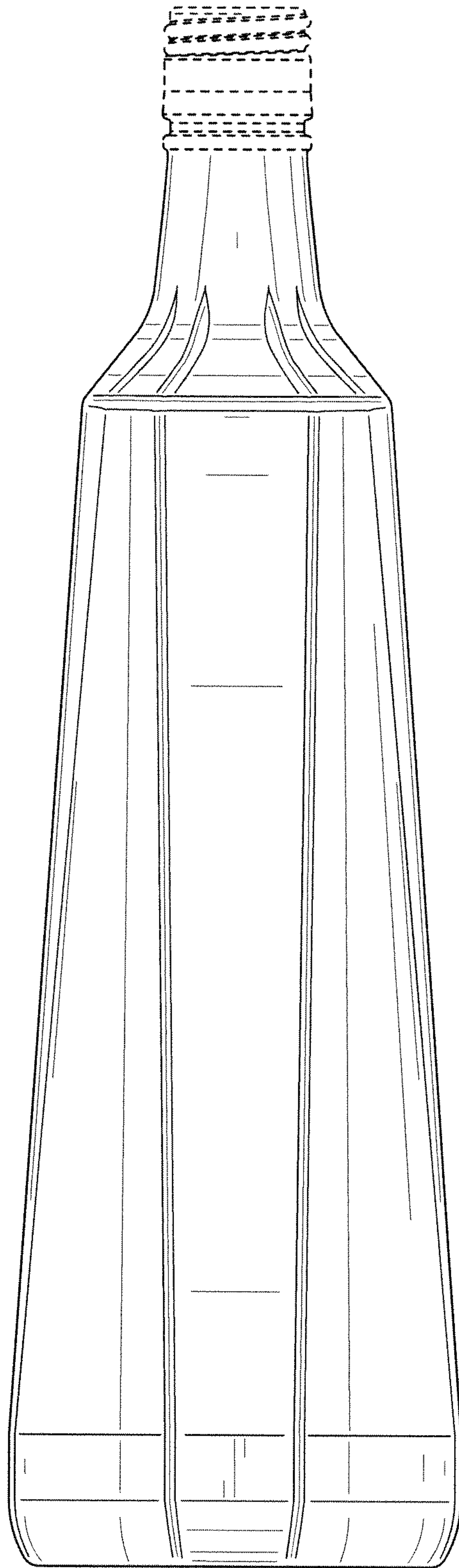


FIG. 4

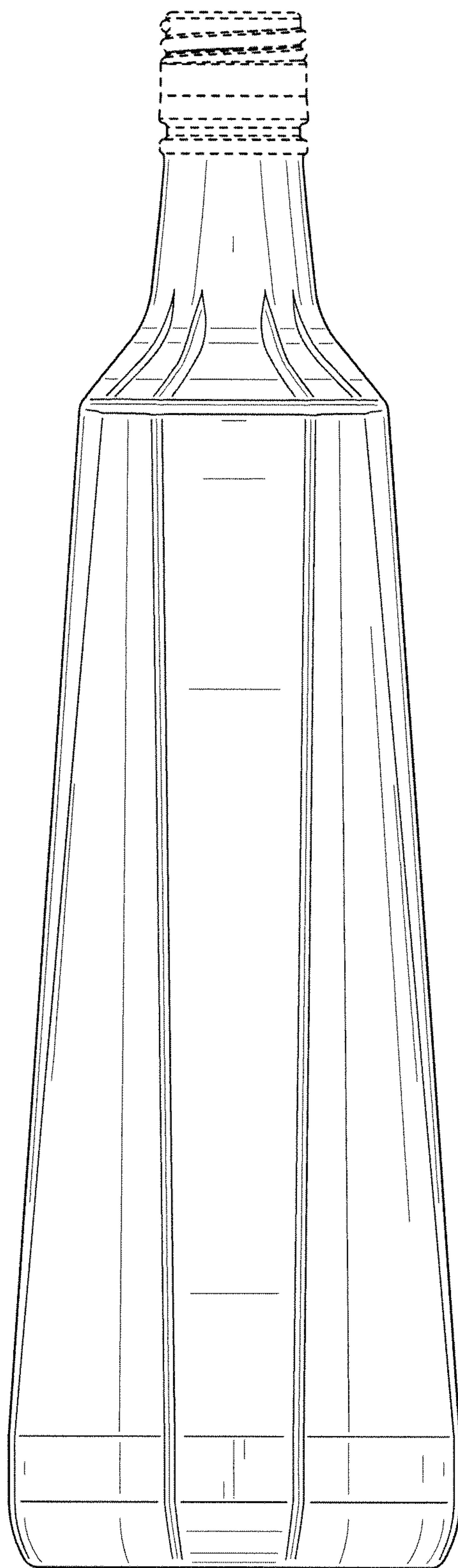


FIG. 5

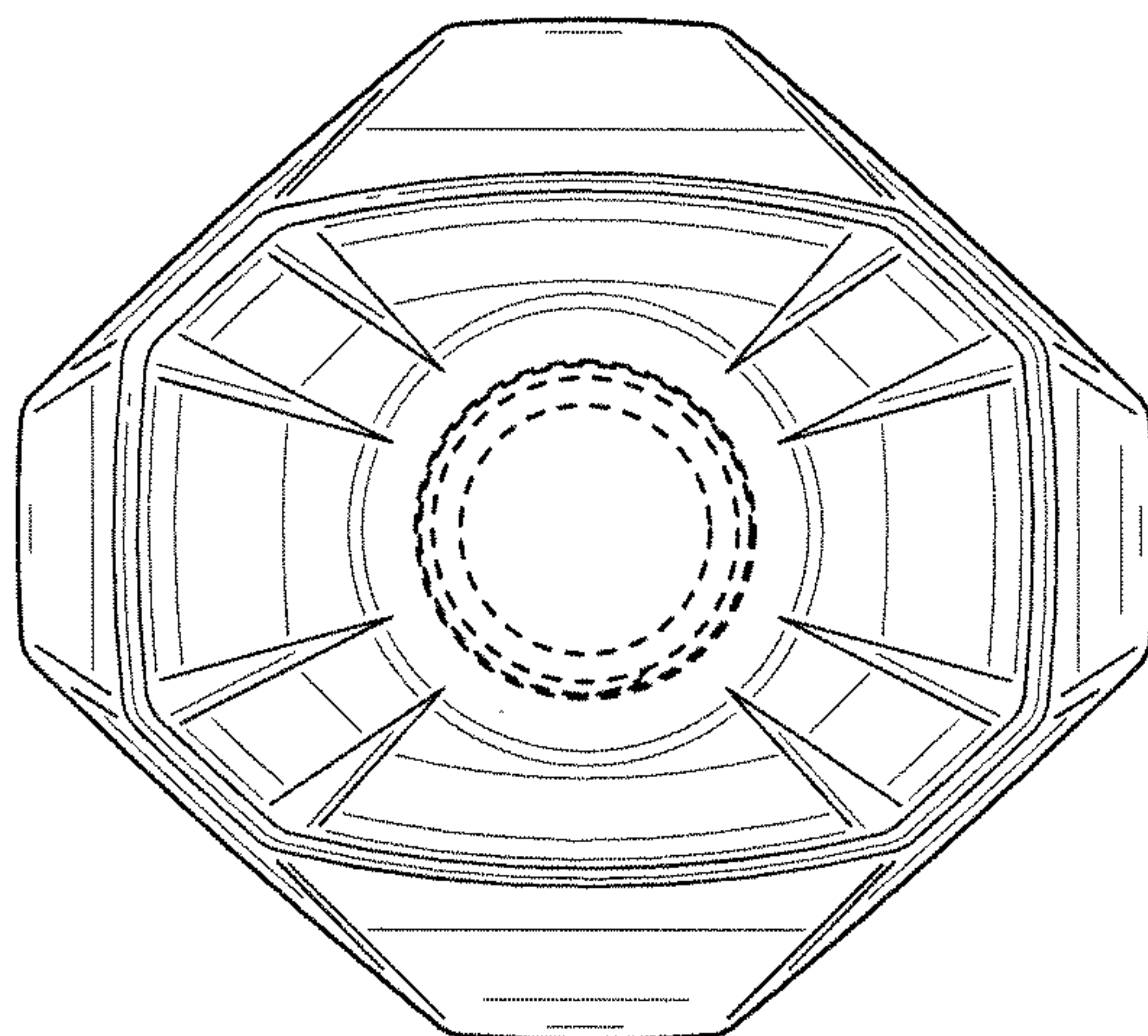


FIG. 6

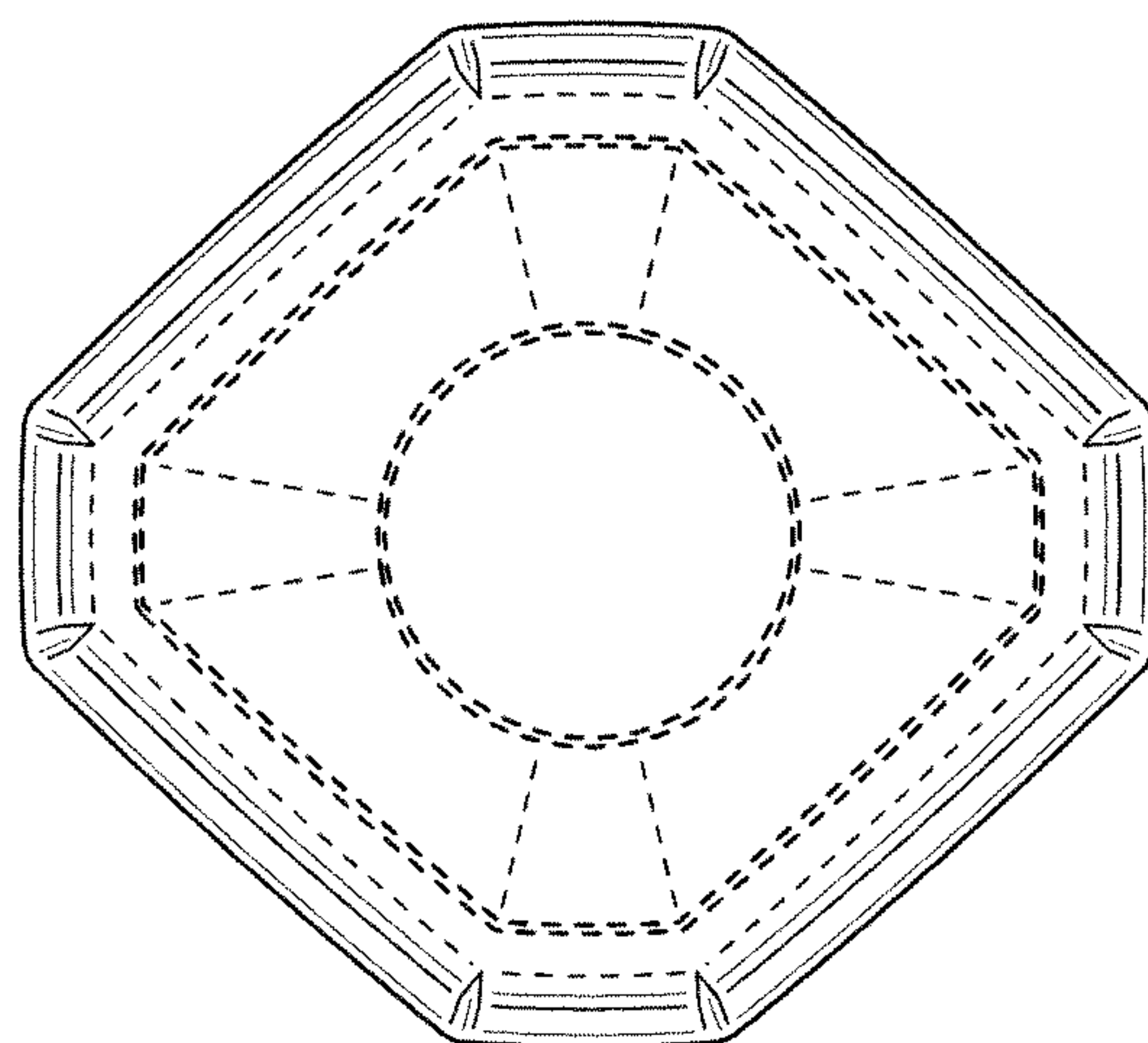


FIG. 7