



US00D694640S

(12) **United States Design Patent**
Infahsaeng et al.

(10) **Patent No.:** **US D694,640 S**
(45) **Date of Patent:** **** *Dec. 3, 2013**

(54) **BOTTLE**

(75) Inventors: **Apirat Infahsaeng**, New York, NY (US);
Vikto Jondal, New York, NY (US)

(73) Assignee: **V&S Vin & Sprit Aktiebolag**,
Stockholm (SE)

(*) Notice: This patent is subject to a terminal disclaimer.

(**) Term: **14 Years**

(21) Appl. No.: **29/403,795**

(22) Filed: **Oct. 11, 2011**

(51) **LOC (9) Cl.** **09-01**

(52) **U.S. Cl.**
USPC **D9/559**; D9/565; D9/569; D9/574

(58) **Field of Classification Search**
USPC D9/516, 529–530, 541–546, 549, 558,
D9/559, 560, 563, 565, 572–575; 215/370,
215/371, 379, 381–383; 220/660, 662, 669,
220/675

See application file for complete search history.

(56) **References Cited**

U.S. PATENT DOCUMENTS

D20,792 S * 6/1891 Rodiger D9/546
D53,887 S 10/1919 Connor
D81,897 S 8/1930 Teague
D103,050 S 2/1937 Higgins
D115,343 S 6/1939 Burgund
D115,388 S 6/1939 Burgund
D293,492 S * 12/1987 Kemmerer D9/573 X
D307,709 S 5/1990 Liss
D310,483 S 9/1990 De Giovellina
D323,985 S 2/1992 Bormioli
D326,813 S * 6/1992 Gavala et al. D9/573 X
D327,012 S * 6/1992 Gavala et al. D9/573 X
D333,619 S 3/1993 Lemahieu

D343,580 S * 1/1994 Reynaud D9/560
D354,443 S 1/1995 Granai
D369,978 S 5/1996 Mohamed
D380,966 S * 7/1997 Frazer D9/560
D411,460 S 6/1999 Nobuto
D430,805 S * 9/2000 Jentgen D9/574 X
D431,193 S * 9/2000 Shanahan D9/544
D432,427 S * 10/2000 Shanahan D9/544
D523,755 S * 6/2006 Considine et al. D9/574 X
D523,756 S * 6/2006 Considine et al. D9/574 X
D528,909 S * 9/2006 Stillerud D9/560
D534,073 S * 12/2006 Stillerud D9/560
D535,566 S 1/2007 Lin
D544,361 S 6/2007 Cordes

(Continued)

Primary Examiner — Carol P Rademaker

(74) Attorney, Agent, or Firm — McDermott Will & Emery LLP

(57) **CLAIM**

The ornamental design for a bottle, as shown and described.

DESCRIPTION

FIG. 1 is a top, front, right side perspective view of the bottle, showing the new design;

FIG. 2 is a front elevational view thereof;

FIG. 3 is a rear elevational view thereof;

FIG. 4 is a left side elevational view thereof;

FIG. 5 is a right side elevational view thereof;

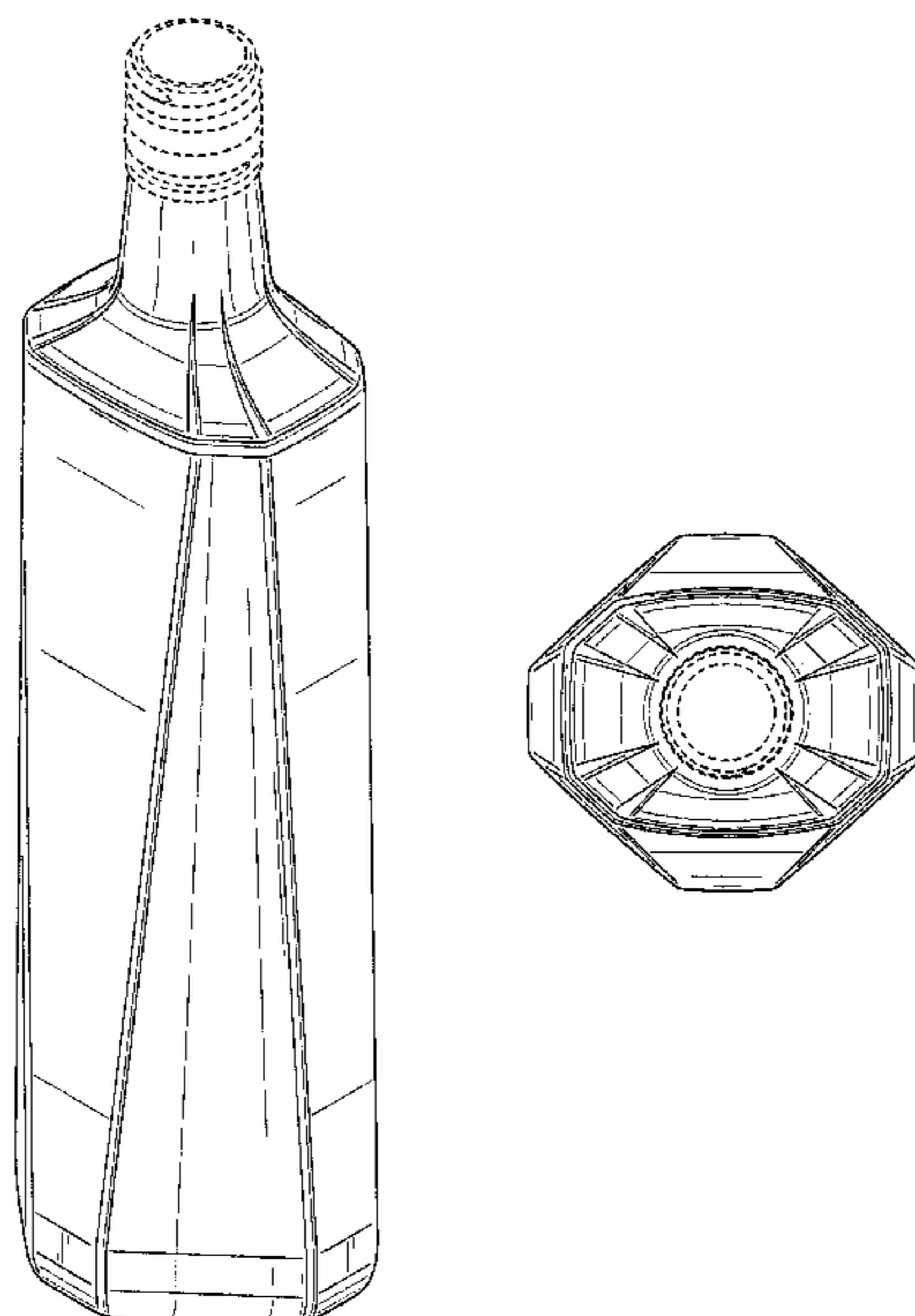
FIG. 6 is a top plan view thereof; and,

FIG. 7 is a bottom plan view thereof.

The broken lines shown in the drawings of the upper neck ring and pour spout portion and of the central bottom surface portion are included for the purpose of illustrating environmental structure and form no part of the claimed design.

The closely spaced pairs of vertical lines on the sidewalls and the smaller pairs of broken lines merging into points on both the shoulder area and the bottom edges have no contour or depth and are merely lines on the surface.

1 Claim, 4 Drawing Sheets



(56)

References Cited

U.S. PATENT DOCUMENTS

D548,098 S * 8/2007 Lauret D9/574 X
D555,483 S 11/2007 Bezuglov
D555,488 S 11/2007 Marton
D559,113 S * 1/2008 Brown et al. D9/544
D563,233 S * 3/2008 Patzak D9/575 X
D568,752 S 5/2008 Varlet
D573,892 S * 7/2008 Moretti D9/573 X
D573,893 S 7/2008 Moretti
D583,247 S 12/2008 DeFina

D588,458 S 3/2009 Waldner
D598,777 S * 8/2009 Belke et al. D9/546
D605,948 S 12/2009 Sposato
D612,739 S * 3/2010 Delbon D9/574 X
D626,842 S * 11/2010 Rica D9/516
D639,667 S * 6/2011 Bogert et al. D9/559 X
D649,062 S * 11/2011 Handy D9/560
D653,117 S * 1/2012 Murphy D9/544
D653,551 S * 2/2012 Murphy D9/544
D660,169 S * 5/2012 Potts D9/544
D661,991 S * 6/2012 Brummelhuis et al. ... D9/565 X

* cited by examiner

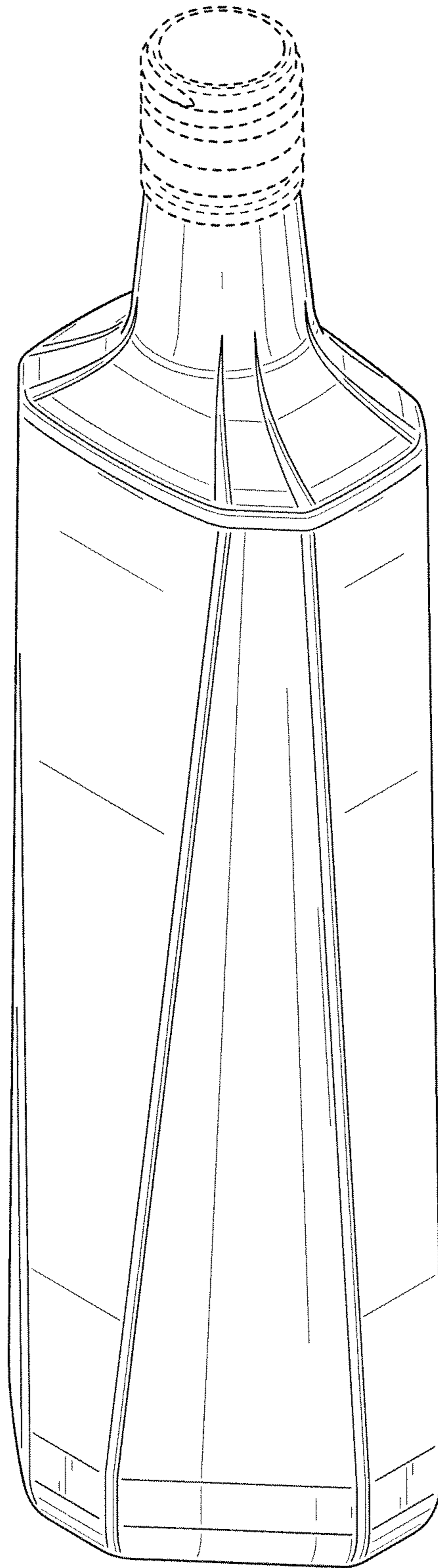


FIG. 1

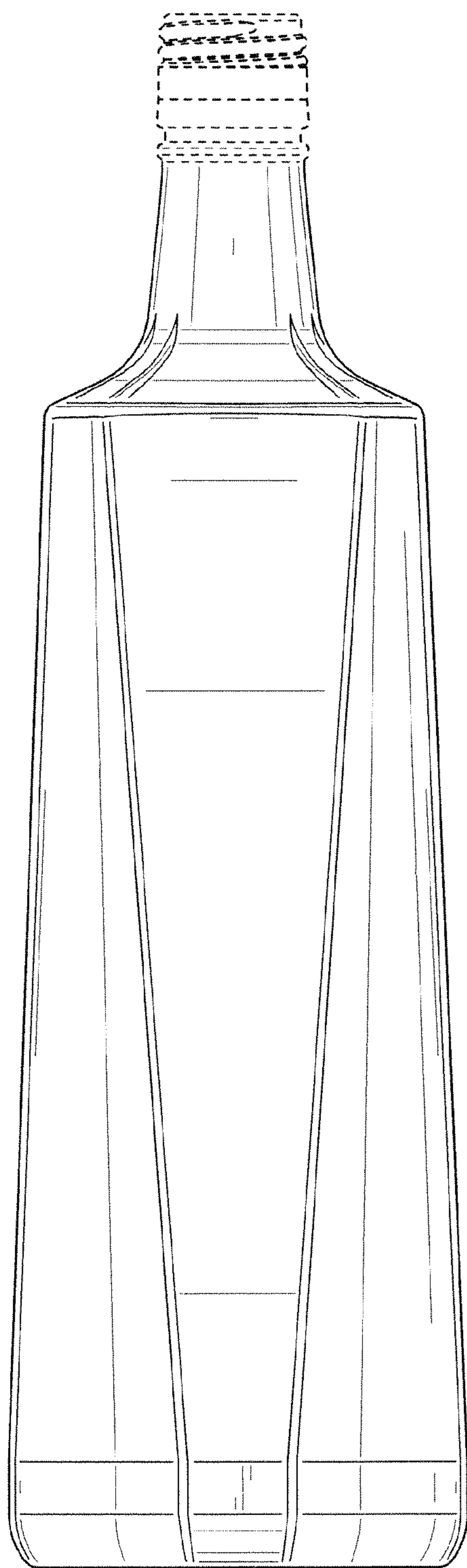


FIG. 2

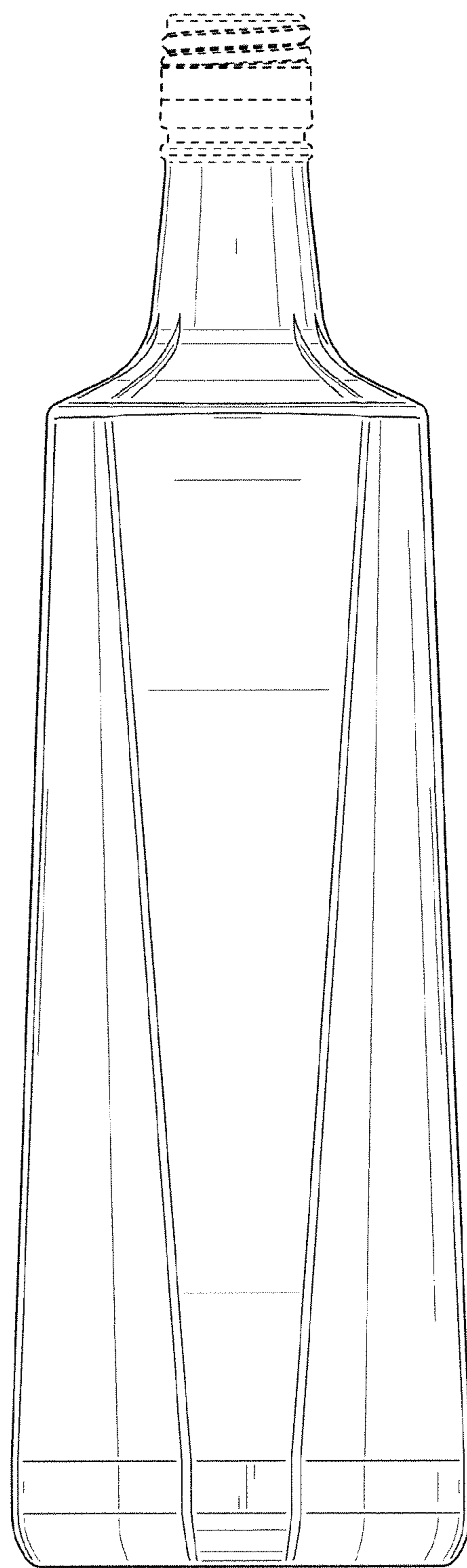


FIG. 3

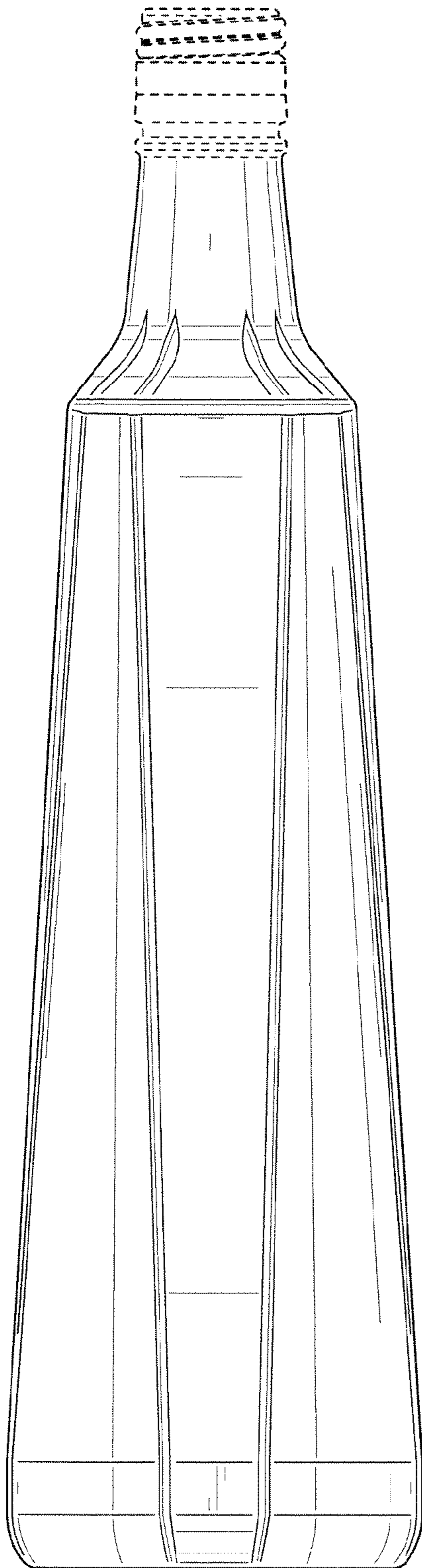


FIG. 4

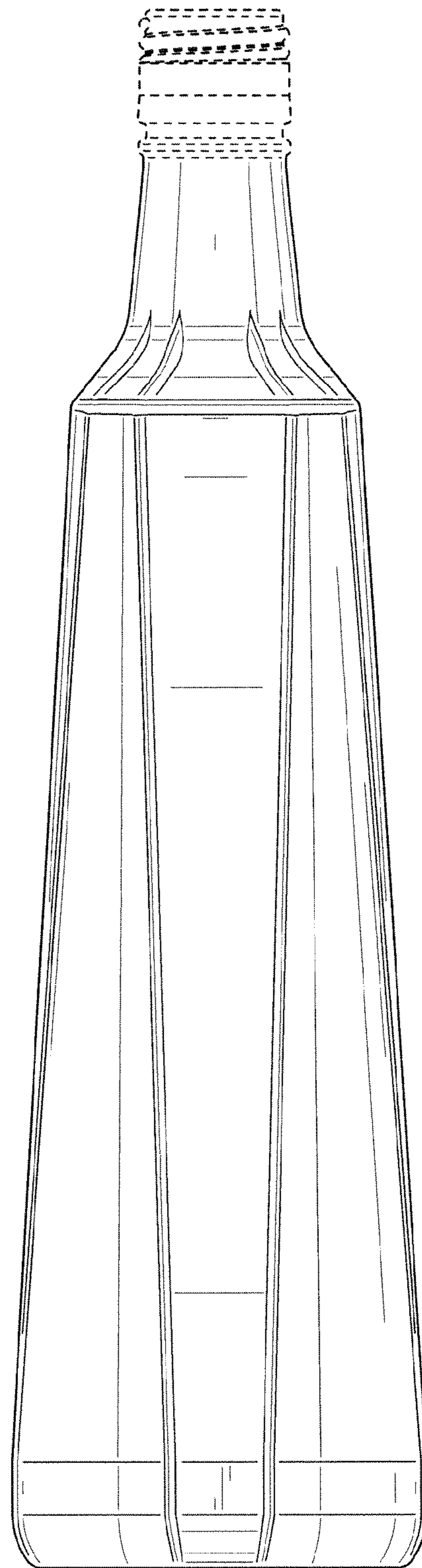


FIG. 5

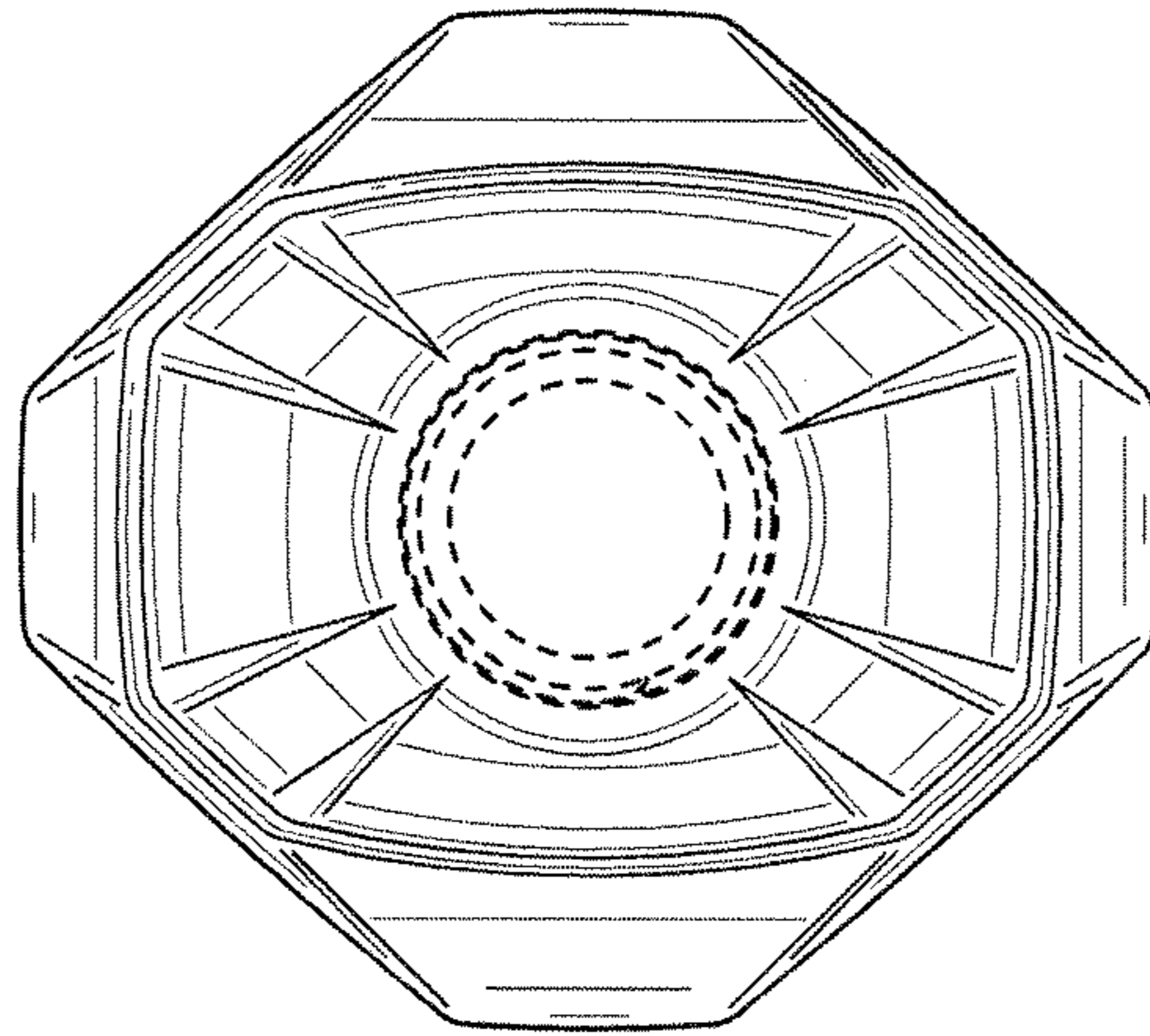


FIG. 6

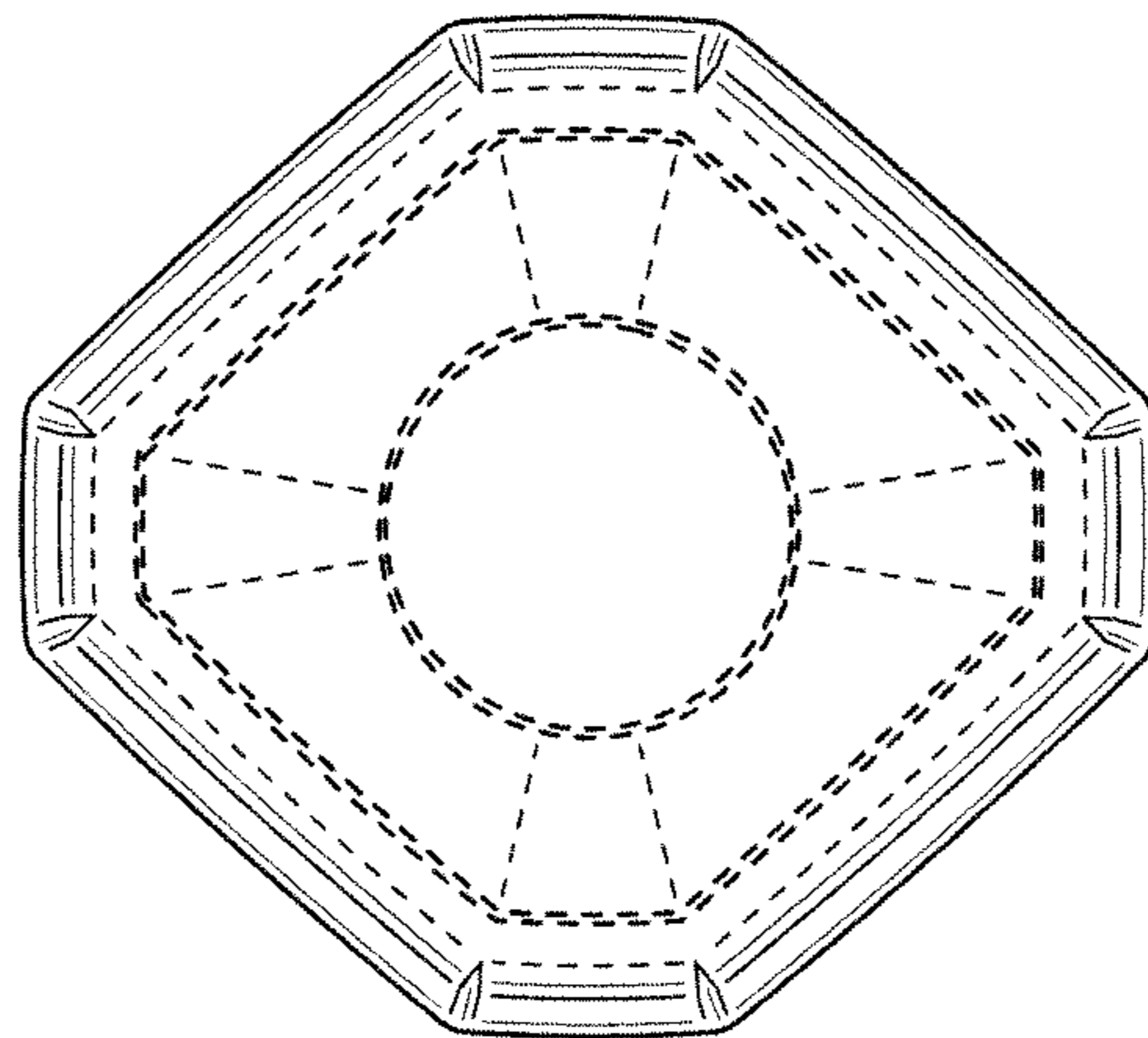


FIG. 7