



US00D694629S

(12) **United States Design Patent**  
**Crawford**

(10) **Patent No.:** **US D694,629 S**  
(45) **Date of Patent:** **\*\* Dec. 3, 2013**

(54) **CONTAINER**  
(75) **Inventor:** **John C. Crawford**, Mahopac, NY (US)  
(73) **Assignee:** **Colgate-Palmolive Company**, New York, NY (US)

D329,383 S 9/1992 Boucheron  
D336,237 S 6/1993 Rossi  
D337,275 S 7/1993 Tutssel

(Continued)

(\*\*) **Term:** **14 Years**

AU 136636 3/1999  
AU 144335 7/2001

(Continued)

(21) **Appl. No.:** **29/424,003**

(22) **Filed:** **Jun. 7, 2012**

*Primary Examiner* — Carol P Rademaker

(74) *Attorney, Agent, or Firm* — Judy W. Chung

(51) **LOC (9) Cl.** ..... **09-01**

(57) **CLAIM**

The ornamental design for a container, as shown and described.

(52) **U.S. Cl.**

USPC ..... **D9/516; D9/565**

(58) **Field of Classification Search**

USPC ..... D9/516, 529–530, 537–546, 549–550,  
D9/552, 554, 556, 562–563, 565, 567, 569,  
D9/574–575, 682–694; 215/379, 381–384;  
220/669, 675

See application file for complete search history.

**DESCRIPTION**

FIG. 1 is a top, front left side perspective view of a container according to a first embodiment of the new design;  
FIG. 2 is a front elevational view thereof;  
FIG. 3 is a rear elevational view thereof;  
FIG. 4 is a left side elevational view thereof;  
FIG. 5 is a right side elevational view thereof;  
FIG. 6 is a top plan view thereof;  
FIG. 7 is a bottom plan view thereof;  
FIG. 8 is a top, front, left side perspective view of a container according to a second embodiment of the new design;  
FIG. 9 is a front elevational view thereof;  
FIG. 10 is a rear elevational view thereof;  
FIG. 11 is a left side elevational view thereof;  
FIG. 12 is a right side elevational view thereof;  
FIG. 13 is a top plan view thereof; and,  
FIG. 14 is a bottom plan view thereof.


The dash-dash-dash type broken lines shown in the drawings are included for the purpose of illustrating environmental structure and form no part of the claimed design. The dot-dash-dot-dash type broken line shown in the drawings defines the lower boundary of the claimed design.

(56) **References Cited**

**U.S. PATENT DOCUMENTS**

D176,226 S	11/1955	Morris
D185,526 S	6/1959	Alvey
D204,026 S	3/1966	Lorenzen
D207,800 S	5/1967	Roberts
D211,933 S	8/1968	Horne
D212,458 S	10/1968	Sterges
3,468,447 A	9/1969	Smalley
D217,058 S	3/1970	Marsh
D227,344 S	6/1973	Lerner
D229,546 S	12/1973	Plummer
D245,225 S	8/1977	Lyons
D254,652 S	4/1980	Shortino
D268,896 S	5/1983	Sledge
D277,734 S	2/1985	Harris
D277,823 S	3/1985	Harris
D278,122 S	3/1985	Harris
D286,984 S	12/1986	Durand

**1 Claim, 10 Drawing Sheets**



(56)

References Cited

U.S. PATENT DOCUMENTS

D338,828 S 8/1993 Segati  
 D342,902 S 1/1994 Granai  
 D356,263 S 3/1995 Matsumoto  
 D362,187 S 9/1995 Thompson  
 D369,557 S 5/1996 Hiro et al.  
 D376,310 S 12/1996 Crawford  
 D378,665 S 4/1997 Fenton et al.  
 D413,263 S 8/1999 Pritchard et al.  
 D413,266 S 8/1999 Majerowski et al.  
 D418,064 S 12/1999 Pritchard et al.  
 D418,746 S 1/2000 Featherstone et al.  
 6,039,224 A 3/2000 Dallas et al.  
 D423,361 S 4/2000 Negre  
 D433,339 S 11/2000 Colonna de Giovellina  
 D442,854 S 5/2001 Weber  
 D444,389 S 7/2001 Bakic  
 D449,229 S 10/2001 Mohary et al.  
 D450,593 S 11/2001 Jebb et al.  
 D456,717 S 5/2002 Roher  
 D461,718 S 8/2002 Brozell  
 D463,744 S 10/2002 Brozell  
 D467,815 S 12/2002 Cummings  
 D468,214 S 1/2003 Kuzma et al.  
 D470,043 S 2/2003 Crawford  
 D473,141 S 4/2003 Cummings  
 D485,308 S 1/2004 DeLuca  
 D489,621 S \* 5/2004 Grisdale et al. .... D9/516  
 D494,870 S 8/2004 Bakic  
 D498,681 S 11/2004 Fenton et al.  
 D501,143 S 1/2005 Bakic  
 D504,620 S 5/2005 Kazuo et al.  
 D513,190 S 12/2005 Busa, Jr. et al.  
 D520,873 S 5/2006 Lovell  
 D526,902 S 8/2006 Cummings  
 D527,640 S 9/2006 Cummings  
 D527,641 S 9/2006 Bakic  
 D529,810 S 10/2006 Davies et al.  
 D529,812 S 10/2006 Ratzlaff  
 D532,309 S 11/2006 Stolle  
 D538,665 S 3/2007 Wilson et al.  
 D539,141 S 3/2007 Penfold et al.  
 D539,144 S 3/2007 Penfold et al.  
 D546,695 S 7/2007 Penfold et al.  
 D554,515 S 11/2007 Toh  
 D557,146 S 12/2007 Penfold et al.  
 D569,736 S 5/2008 Oates et al.  
 D573,477 S 7/2008 Caldwell  
 D573,887 S 7/2008 Bouroullec et al.  
 D579,328 S 10/2008 Ribadeneira Mejia et al.  
 D584,148 S 1/2009 Stolle  
 D584,159 S 1/2009 Domoy et al.  
 D585,290 S 1/2009 Toh  
 D585,739 S 2/2009 Dombrowski et al.  
 D587,592 S 3/2009 Crawford  
 D588,913 S 3/2009 Bakic  
 D594,747 S 6/2009 Moretti  
 D597,847 S \* 8/2009 Floyd et al. .... D9/543  
 D605,510 S 12/2009 Weber  
 D605,511 S 12/2009 Weber  
 D605,512 S 12/2009 Weber  
 D605,513 S 12/2009 Weber  
 D605,514 S 12/2009 Weber  
 D606,867 S 12/2009 Fugate et al.  
 D608,196 S 1/2010 Beilke  
 D608,197 S 1/2010 Gotsmich  
 D608,639 S 1/2010 Jackel et al.  
 D615,412 S 5/2010 Thomas et al.  
 D618,554 S 6/2010 Bruscha et al.  
 D629,298 S 12/2010 Wong  
 D635,024 S 3/2011 Stolle  
 D635,025 S 3/2011 Stolle  
 D635,026 S 3/2011 Stolle  
 D641,627 S 7/2011 Rosenauer  
 D648,626 S 11/2011 Oates et al.  
 D650,675 S \* 12/2011 Schwartz et al. .... D9/516

D650,676 S \* 12/2011 Schwartz et al. .... D9/516  
 D651,092 S 12/2011 Bowers et al.  
 D657,678 S \* 4/2012 Heidel et al. .... D9/516  
 D660,167 S 5/2012 Weaver et al.  
 D662,828 S 7/2012 Jackson et al.  
 D665,261 S 8/2012 Mazurkiewicz et al.  
 D666,095 S 8/2012 Blachford et al.  
 D666,104 S 8/2012 Cummings et al.  
 D666,105 S \* 8/2012 Cummings et al. .... D9/563 X  
 D666,107 S 8/2012 Blachford et al.  
 D675,926 S \* 2/2013 Tovar ..... D9/575 X  
 D675,927 S \* 2/2013 Tovar ..... D9/552  
 D676,754 S \* 2/2013 Cummings et al. .... D9/543  
 D676,755 S \* 2/2013 Hein ..... D9/552  
 D683,229 S \* 5/2013 Crawford et al. .... D9/565  
 D683,230 S \* 5/2013 Crawford ..... D9/565  
 D683,237 S \* 5/2013 Crawford ..... D9/682  
 D683,631 S \* 6/2013 Crawford ..... D9/682  
 D684,064 S \* 6/2013 Crawford et al. .... D9/575 X

FOREIGN PATENT DOCUMENTS

AU 148421 7/2002  
 AU 148422 7/2002  
 AU 148967 8/2002  
 AU 157721 3/2005  
 AU 317525 1/2008  
 AU 317529 1/2008  
 AU 318358 3/2008  
 AU 329204 1/2010  
 AU 333674 11/2010  
 BR DI5500237-4 6/1997  
 BR DI5500411-3 6/1999  
 BR DI6500233-4 F 7/2005  
 BR DI6703669-4 F 4/2008  
 CA ID93401 9/2001  
 CA ID94298 12/2001  
 CA ID101916 12/2003  
 CA ID103089 1/2006  
 CA ID109736 7/2006  
 CN 3426019 2/2005  
 CN 3559952 9/2006  
 CN 301289557 7/2010  
 CN 301391343 11/2010  
 EM 000048475-0001 6/2003  
 EM 000112586-0001 12/2003  
 EM 000145446-0005 3/2004  
 EM 000145446-0014 3/2004  
 EM 000145446-0015 3/2004  
 EM 000226774-0001 9/2004  
 EM 000294038-0002 2/2005  
 EM 000354766-0001 6/2005  
 EM 000494059-0002 3/2006  
 EM 000514716-0001 4/2006  
 EM 000514716-0002 4/2006  
 EM 000514716-0003 4/2006  
 EM 000530845-0002 5/2006  
 EM 000546452-0001 6/2006  
 EM 000546452-0003 6/2006  
 EM 000623731-0002 11/2006  
 EM 000663844-0001 2/2007  
 EM 000780416-0011 8/2007  
 EM 000780416-0012 8/2007  
 EM 000780416-0013 8/2007  
 EM 000824925-0001 11/2007  
 EM 000824925-0009 11/2007  
 EM 001031017-0001 10/2008  
 EM 001139281-0001 5/2009  
 EM 001608860-0001 9/2009  
 EM 001609165-0001 9/2009  
 EM 001181440-0006 11/2009  
 EM 001207971-0001 4/2010  
 EM 001850405-0001 4/2011  
 EM 001896739-0001 7/2011  
 EM 001896739-0005 7/2011  
 JP D1270533 3/2006  
 JP D1284947 9/2006  
 JP D1297607 3/2007  
 JP D1373526 10/2009



(56)

**References Cited**

FOREIGN PATENT DOCUMENTS

JP	D1373527	10/2009
KR	300433701.0000	12/2006
KR	300534910.0000	7/2009
KR	300643859.0000	5/2012
RU	50313	5/2002
RU	53318	10/2003
RU	54584	6/2004
RU	55622	11/2004
RU	56617	4/2005
RU	56618	4/2005
RU	57358	8/2005
RU	57360	8/2005
RU	57587	9/2005
RU	65541	2/2008

RU	69852	4/2009
RU	69858	4/2009
RU	78087	4/2011
RU	79255	8/2011
TR	9483	9/2000
TR	200300267	2/2003
TR	200303620	11/2003
TR	200503087	8/2005
TR	200604584	10/2006
TR	200605507	12/2006
TR	200802307	4/2008
TR	200804579	8/2008
TR	200806202	12/2008
TR	200900444	2/2009
TR	201000712	2/2010
TR	201003002	5/2010

\* cited by examiner

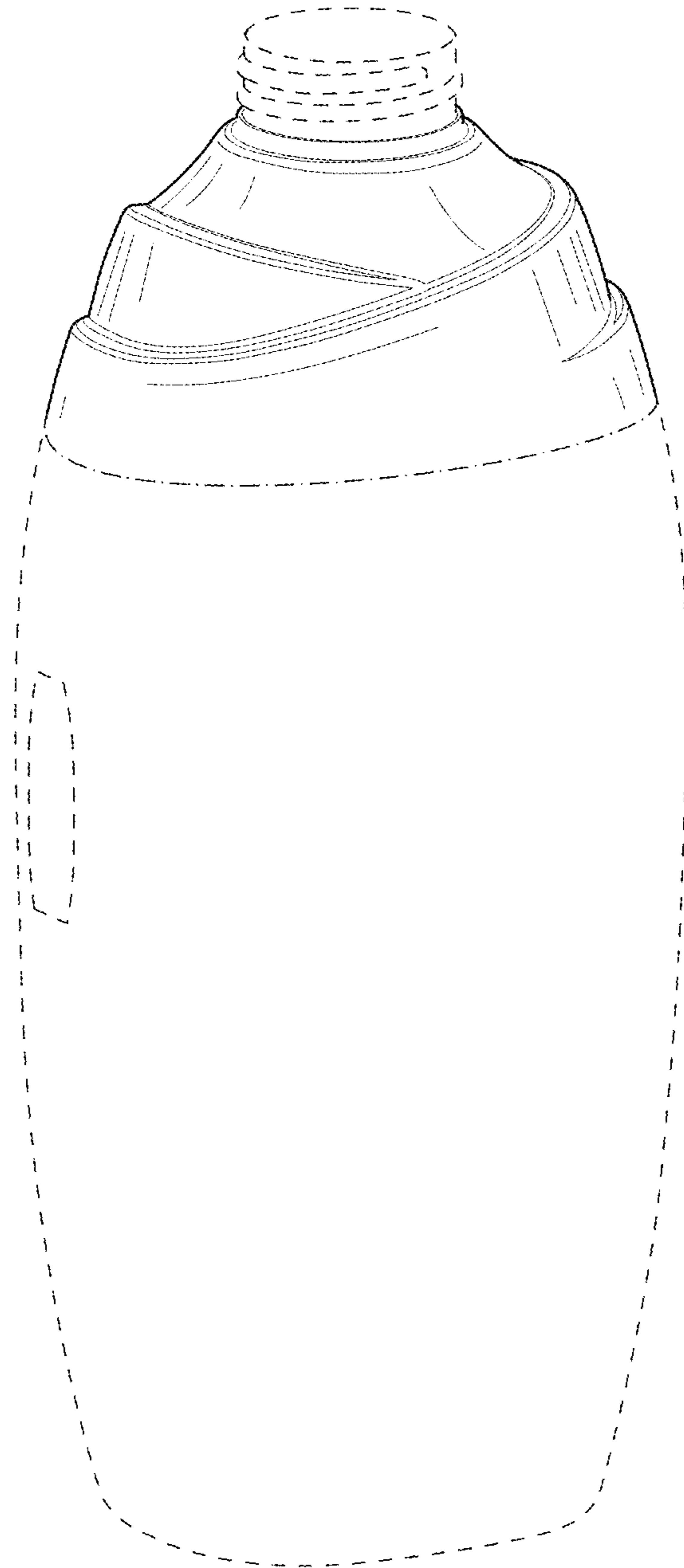


FIG. 1




FIG. 2




FIG. 3

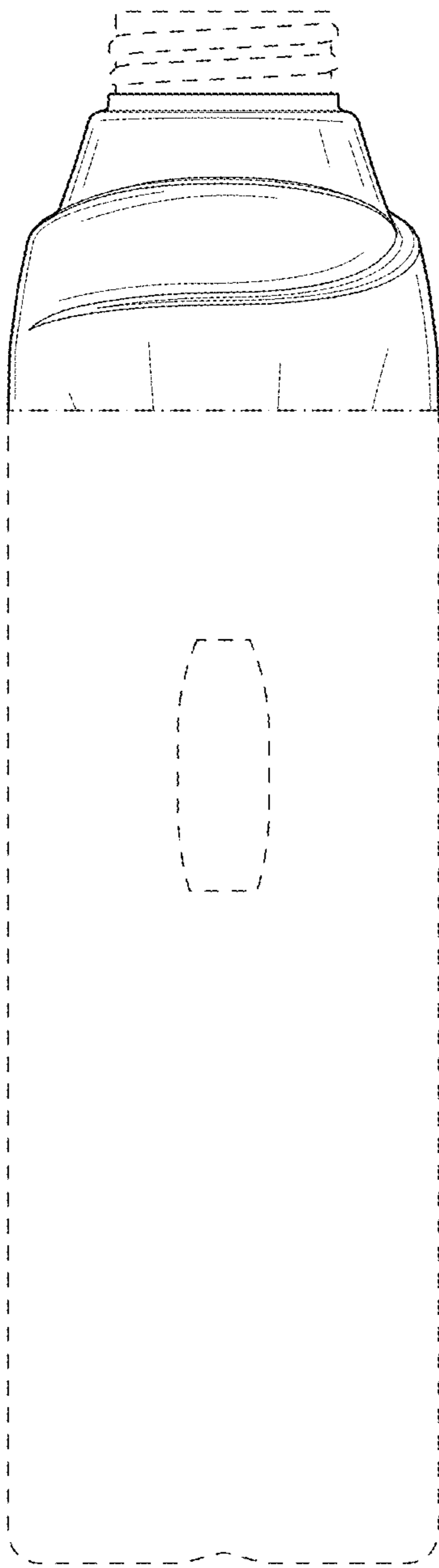


FIG. 4

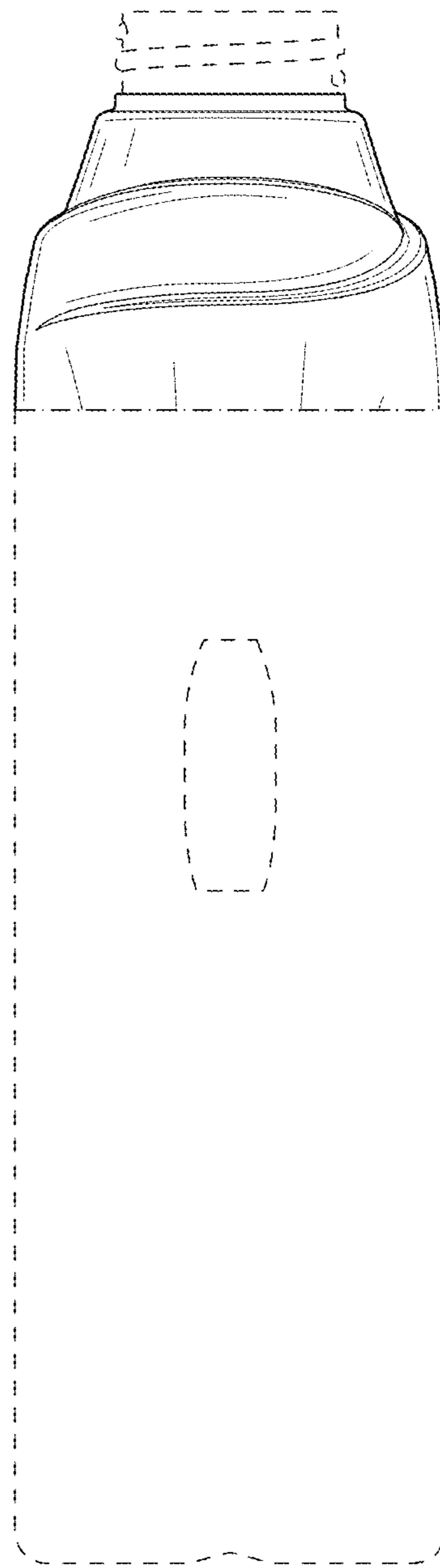


FIG. 5

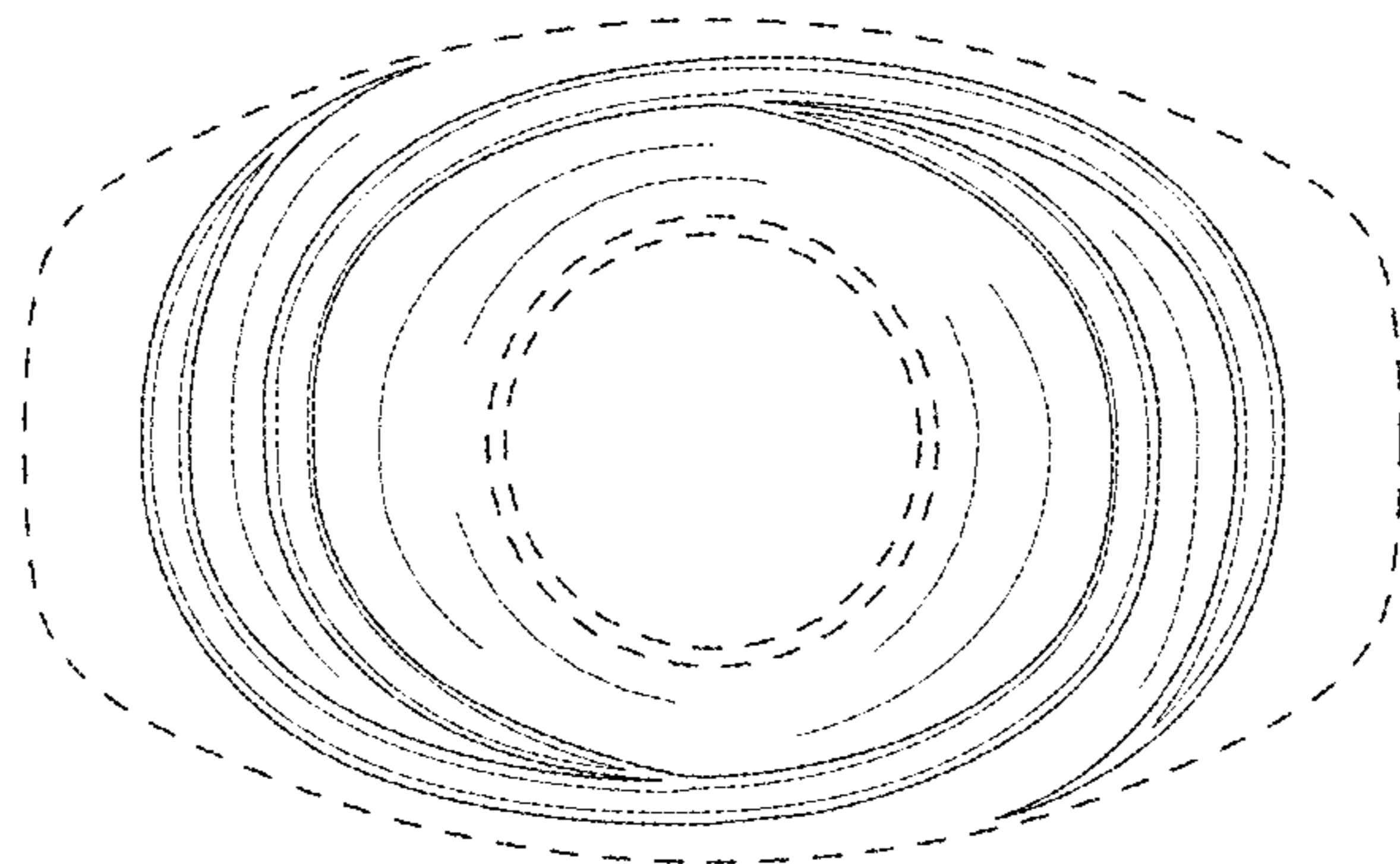


FIG. 6

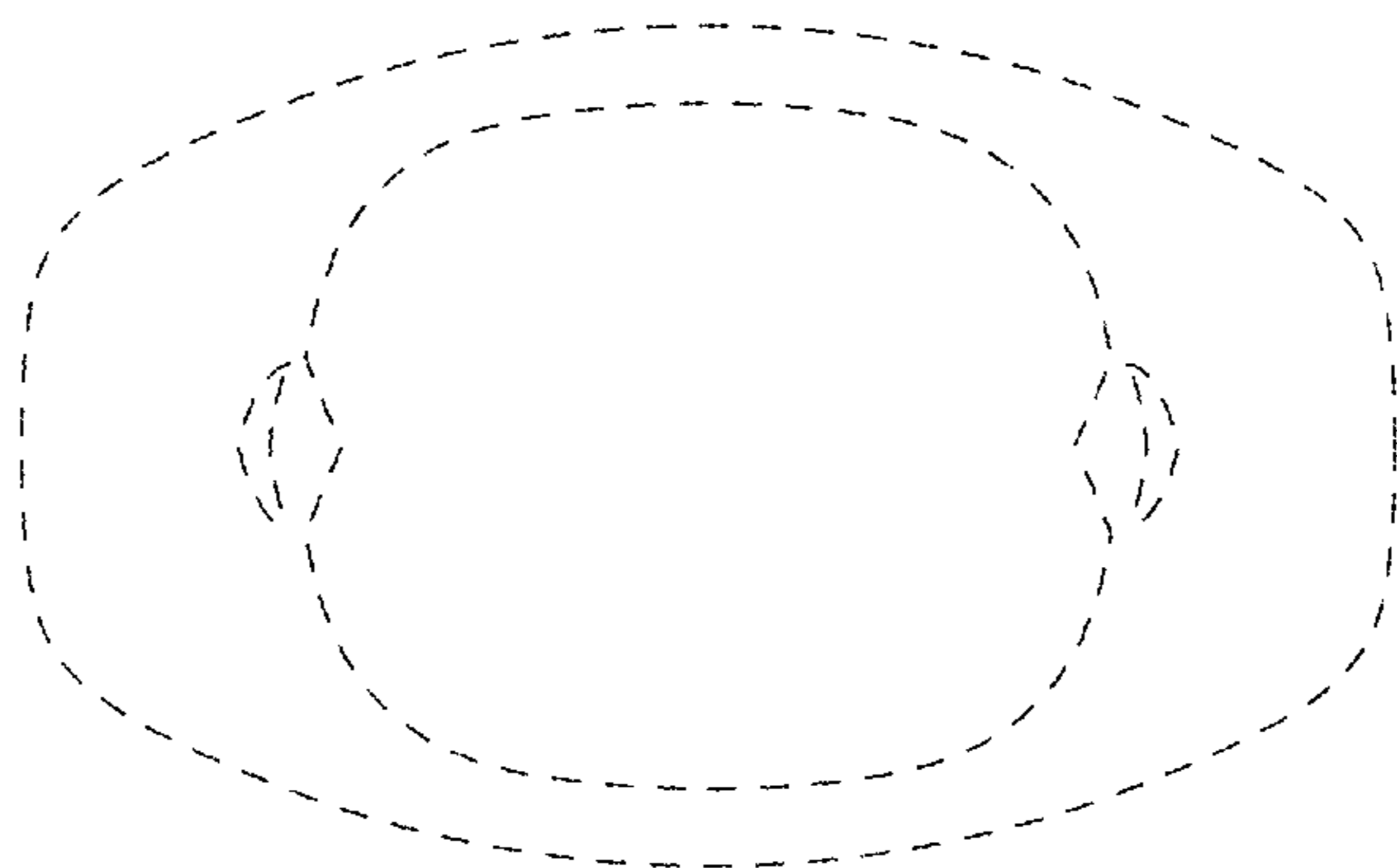


FIG. 7






FIG. 8

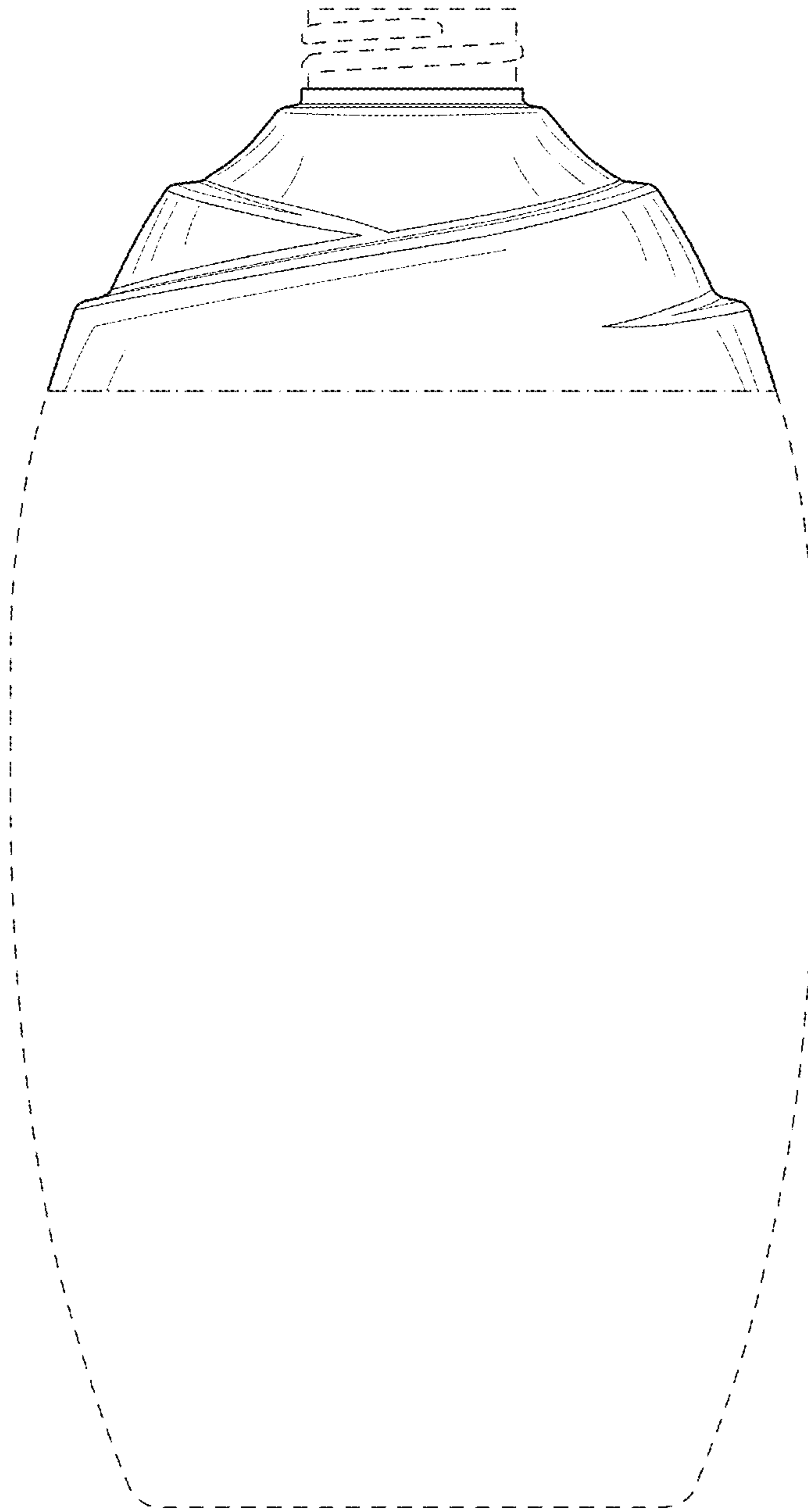


FIG. 9

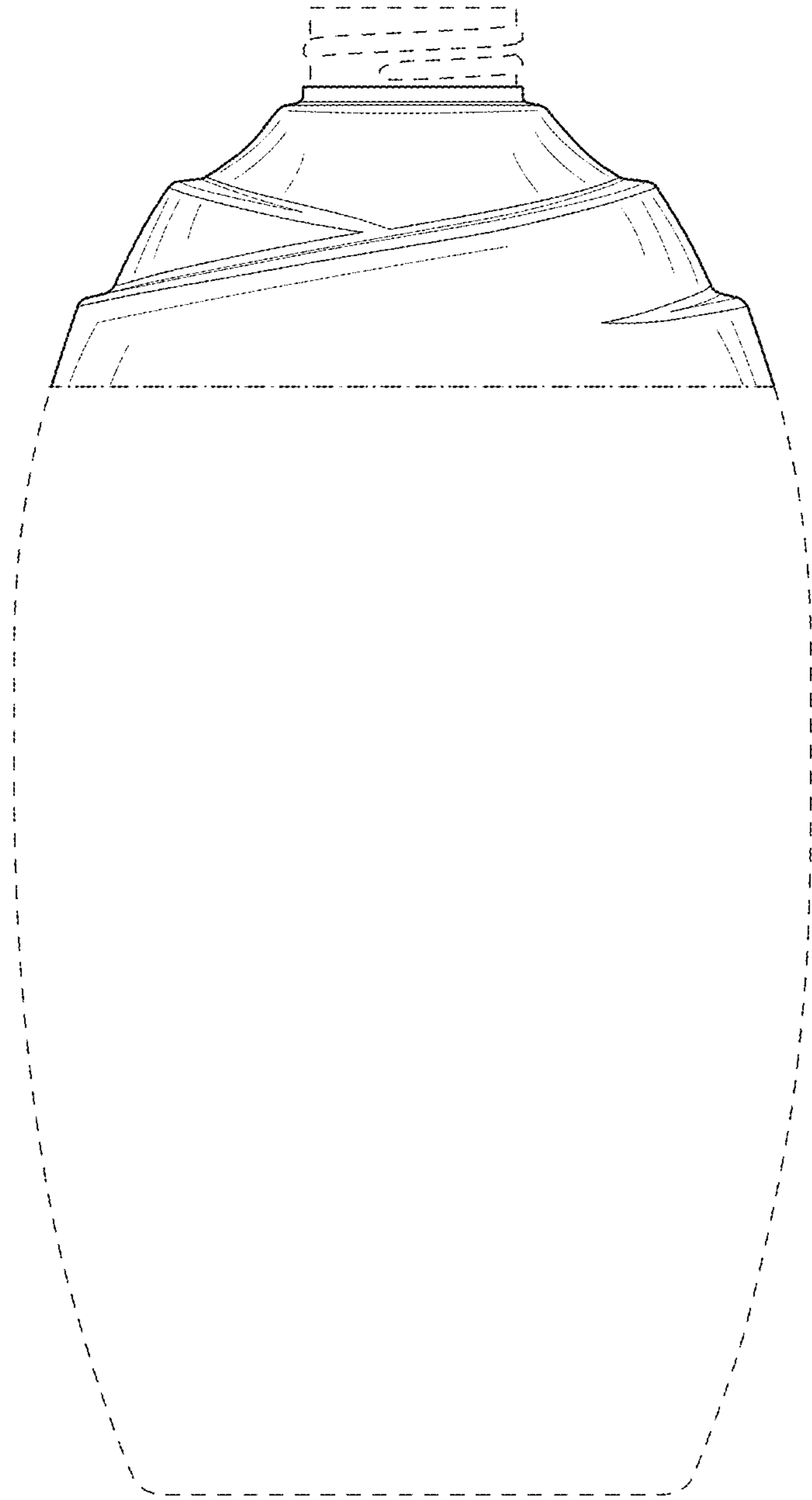


FIG. 10

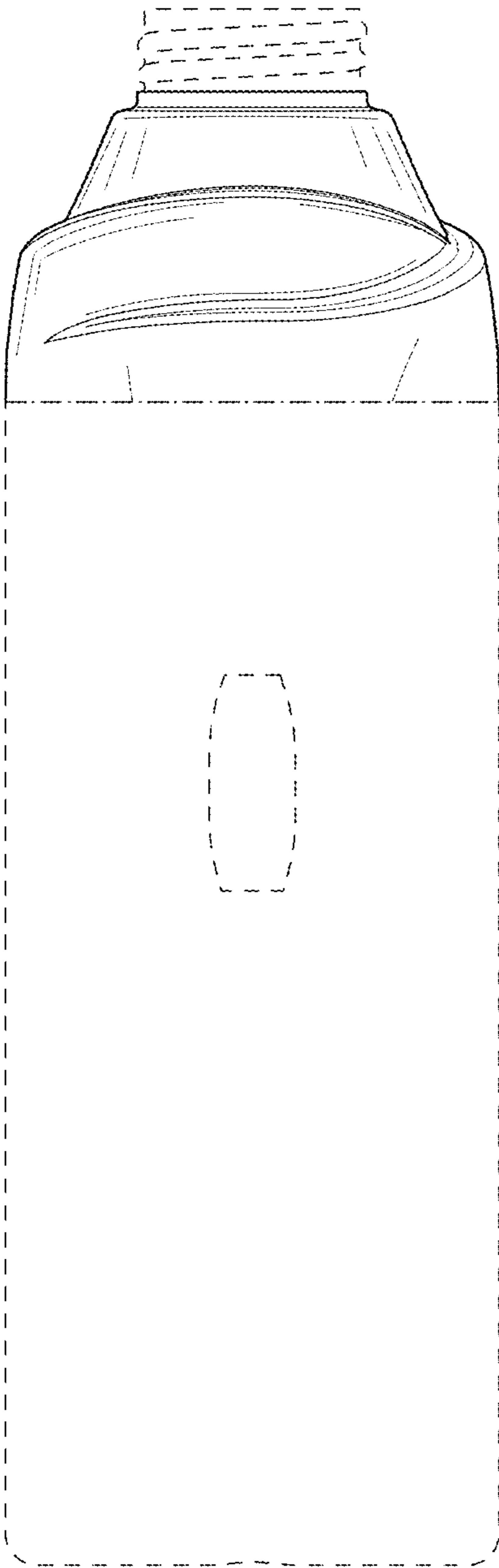


FIG. 11

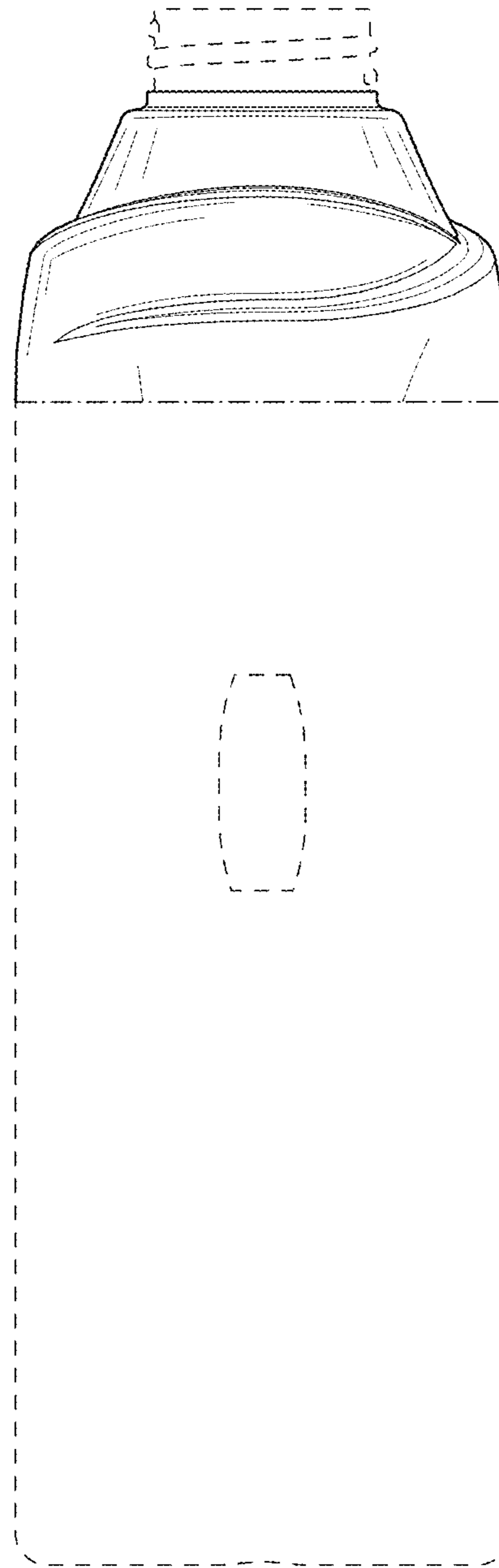


FIG. 12

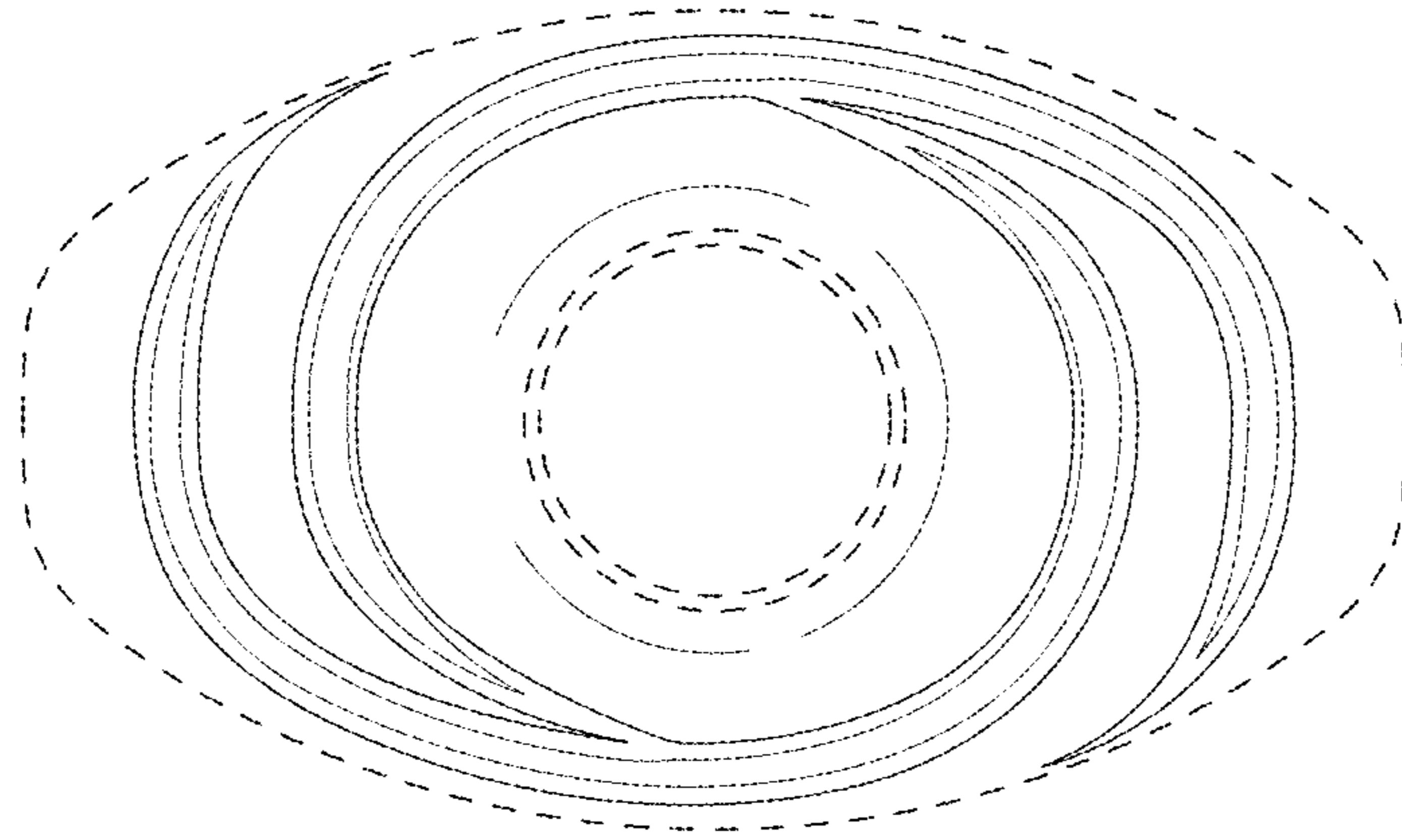


FIG. 13

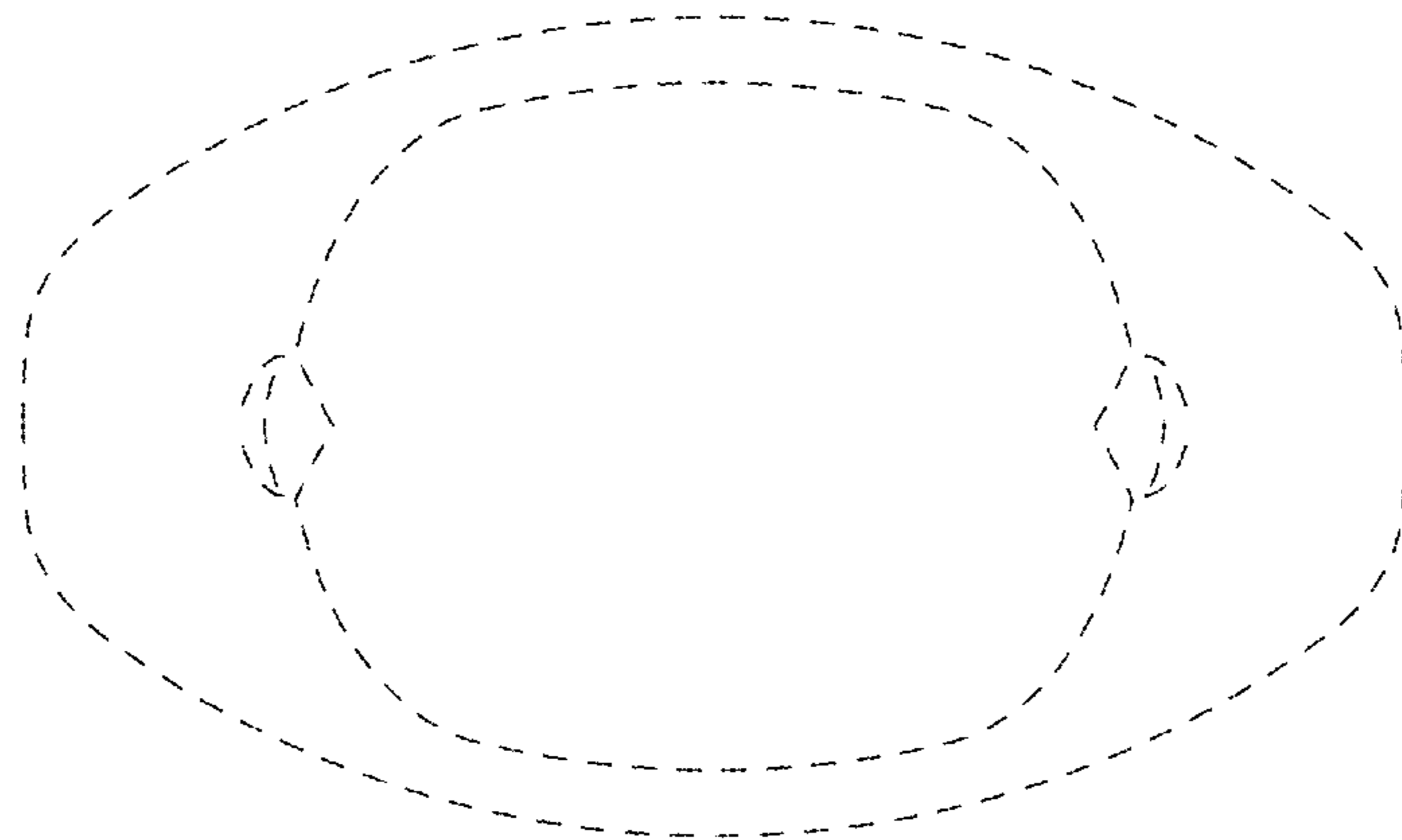


FIG. 14