



US00D694590S

(12) **United States Design Patent**
Weber

(10) **Patent No.:** **US D694,590 S**

(45) **Date of Patent:** **** Dec. 3, 2013**

(54) **KNIFE BLADE**

(75) Inventor: **Jürgen Weber**, Solingen (DE)

(73) Assignee: **Ed. Wüsthof, Dreizackwerk KG**, Solingen (DE)

(**) Term: **14 Years**

(21) Appl. No.: **29/431,590**

(22) Filed: **Sep. 10, 2012**

(30) **Foreign Application Priority Data**

Apr. 24, 2012 (EM) 002031583-0001

(51) **LOC (9) Cl.** **07-03**

(52) **U.S. Cl.**
USPC **D7/650; D7/649**

(58) **Field of Classification Search**
USPC D7/368, 393–395, 401.2, 642–646,
D7/649–654, 660–664, 669, 675–676, 683,
D7/688–692, 695–696; D8/20, 83, 98–99,
D8/107, 303; 30/115, 137, 141–143,
30/147–150, 322–327, 329, 335, 340,
30/342–348, 353–355; 83/846–847;
416/70 R; 451/45

See application file for complete search history.

(56) **References Cited**

U.S. PATENT DOCUMENTS

D24,386	S	*	6/1895	Christy	D7/650
556,615	A	*	3/1896	Campbell	30/355
817,361	A	*	4/1906	Brown et al.	83/847
1,388,547	A	*	8/1921	Burns	30/355
1,793,171	A	*	2/1931	Grant	30/355
1,911,974	A	*	5/1933	Shelton	451/45

2,534,424	A	*	12/1950	Dryden	83/846
2,568,870	A	*	9/1951	Ronan	83/846
2,825,968	A	*	3/1958	Baer	30/355
2,895,218	A	*	7/1959	Petzoldt	30/355
3,024,533	A	*	3/1962	Nitsch	30/355
D266,392	S	*	10/1982	Hoffberger	D7/650
D269,244	S	*	6/1983	Becher et al.	D7/650
4,823,467	A	*	4/1989	Campbell et al.	30/355
D302,092	S	*	7/1989	Cohen et al.	D7/650
D315,660	S	*	3/1991	Hahn	D7/650
5,448,833	A	*	9/1995	Coon	30/142
D372,648	S	*	8/1996	Cohen et al.	D7/650
5,572,794	A	*	11/1996	Kalbern	30/353
D403,559	S	*	1/1999	Terenzio	D7/650
6,044,566	A	*	4/2000	Ries et al.	30/345
D435,762	S	*	1/2001	Detrick	D7/650
D621,231	S	*	8/2010	Sverdrup-Jensen et al.	...	D7/649
D642,873	S	*	8/2011	Spiegel	D7/650
D643,262	S	*	8/2011	Kusanagi	D7/650
D677,998	S	*	3/2013	Kusanagi	D7/650

* cited by examiner

Primary Examiner — Ricky Pham

(74) *Attorney, Agent, or Firm* — Cahn & Samuels, LLP

(57) **CLAIM**

The ornamental design for a knife blade, as shown and described.


DESCRIPTION

FIG. 1 illustrates a first side view of a knife blade according to the invention; and,

FIG. 2 illustrates a second side view of the knife blade according to FIG. 1.

The broken line illustration of a portion of a knife handle is an environmental structure and is not part of the design sought to be claimed.

1 Claim, 1 Drawing Sheet



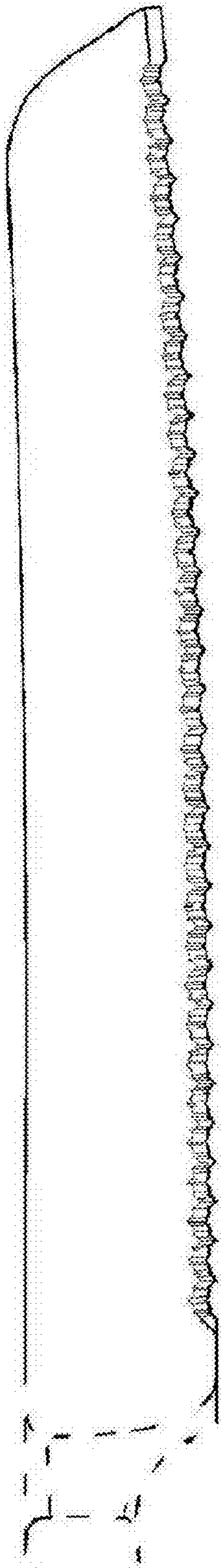


FIG. 1




FIG. 2