



US00D694577S

(12) **United States Design Patent**  
**Lynn et al.**

(10) **Patent No.:** **US D694,577 S**  
(45) **Date of Patent:** **\*\* Dec. 3, 2013**

(54) **HANDLE FOR BEVERAGE CONTAINER**

(75) Inventors: **John Morris Lynn**, Austin, TX (US);  
**George S. Hillhouse**, Austin, TX (US);  
**Kennard B. Ross, Jr.**, Austin, TX (US)

(73) Assignee: **Mug Muscles, LLC**, Austin, TX (US)

(\*\*) Term: **14 Years**

(21) Appl. No.: **29/430,714**

(22) Filed: **Aug. 29, 2012**

(51) **LOC (9) Cl.** ..... **07-02**

(52) **U.S. Cl.**  
USPC ..... **D7/394**; D21/684

(58) **Field of Classification Search**  
USPC ..... D7/301, 302, 305, 318–320, 500,  
D7/509–511, 523, 532, 533, 538, 393, 394,  
D7/395, 396.2; D9/500; 220/703, 710.5,  
220/711, 592.16, 592.17, 4.01; 215/387,  
215/363; D21/684, 692, 693, 694; 482/44,  
482/49

See application file for complete search history.

(56) **References Cited**

**U.S. PATENT DOCUMENTS**

D161,712 S \* 1/1951 Roop ..... D7/536  
D264,737 S \* 6/1982 Cooper ..... D21/684

4,623,141 A \* 11/1986 Salvino ..... 482/49  
D331,684 S \* 12/1992 Trombley ..... D7/536  
D373,051 S \* 8/1996 Kramer et al. .... D7/536  
D373,290 S \* 9/1996 Ballin ..... D7/536  
D431,060 S \* 9/2000 Wyrick ..... D21/684  
D591,367 S \* 4/2009 Harris ..... D21/684  
D633,157 S \* 2/2011 Knapp ..... D21/684  
D647,581 S \* 10/2011 Batiste et al. .... D21/684

\* cited by examiner

*Primary Examiner* — Cynthia M Chin

(74) *Attorney, Agent, or Firm* — The Law Firm of H. Dale Langley, Jr., P.C.

(57) **CLAIM**

The ornamental design for a handle for beverage container, as shown and described.

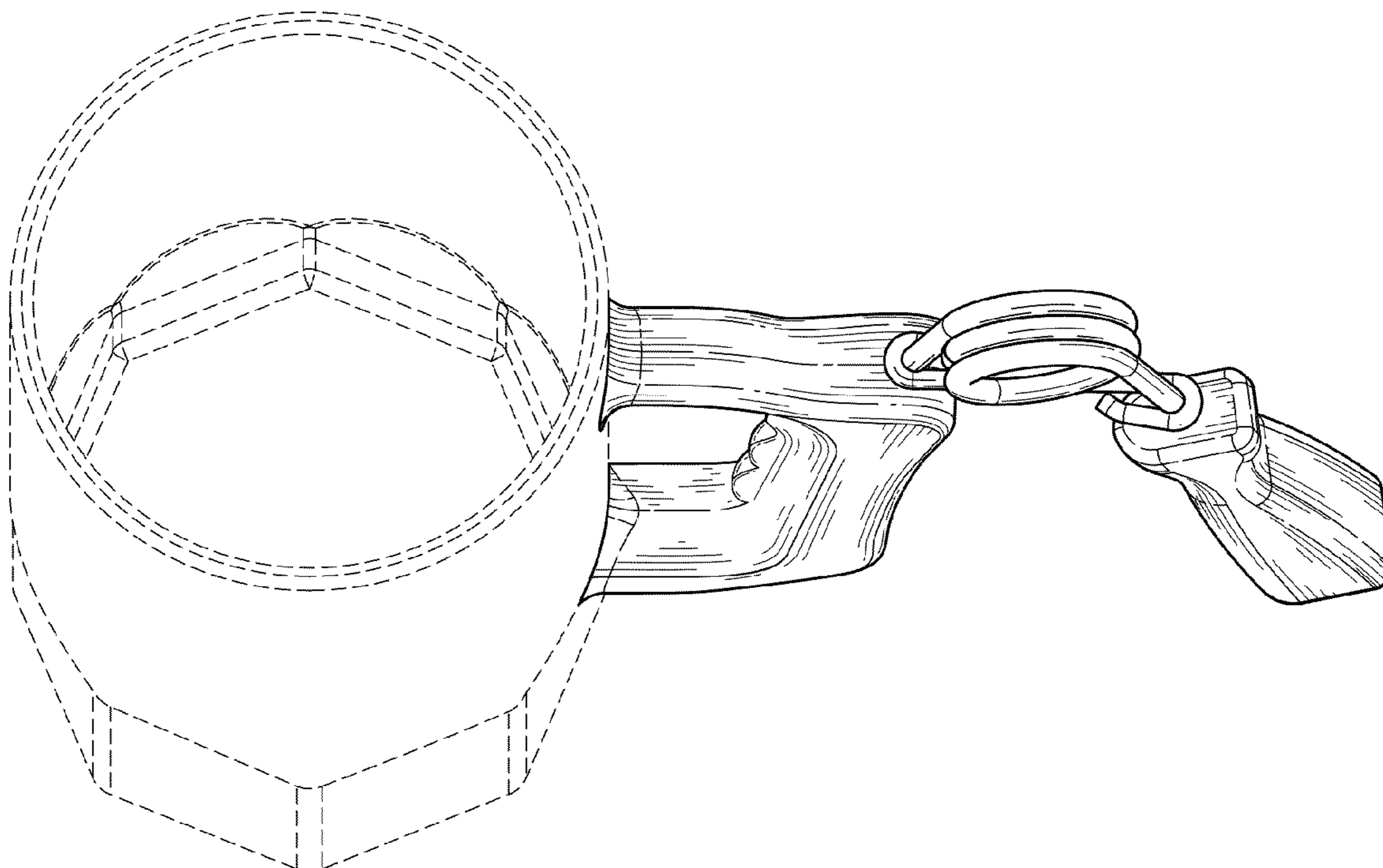
**DESCRIPTION**

FIG. 1 is a top, front perspective view of a beverage container handle, with the top, back perspective view being a mirror image;

FIG. 2 is a front view of a beverage container handle, with the back view being a mirror image with the exception of the coil spring element; and,

FIG. 3 is a top view of a beverage container handle. The broken lines shown are included for the purpose of illustrating the environment in which the article resides and form no part of the claimed design.

**1 Claim, 2 Drawing Sheets**



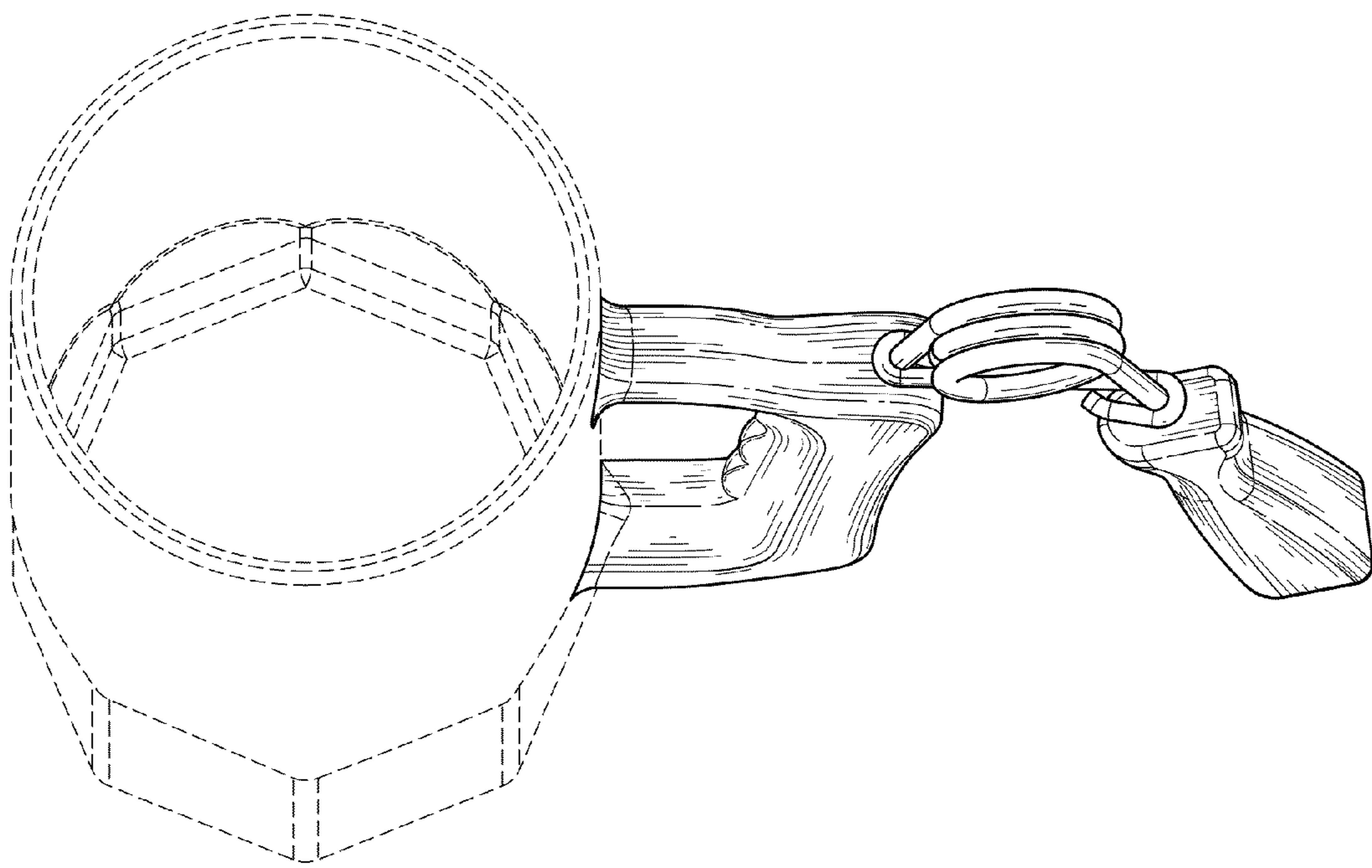


FIG. 1

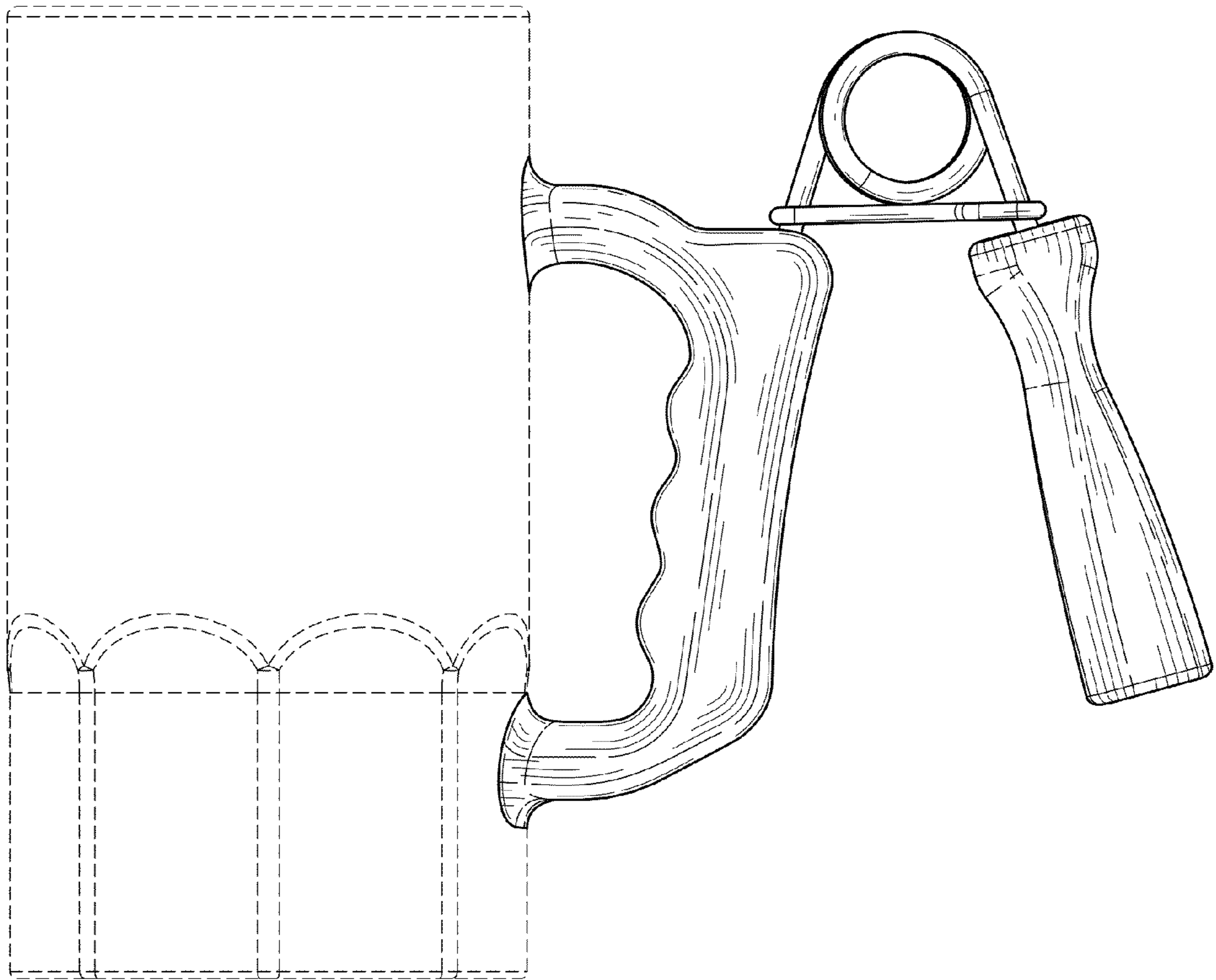


FIG. 2

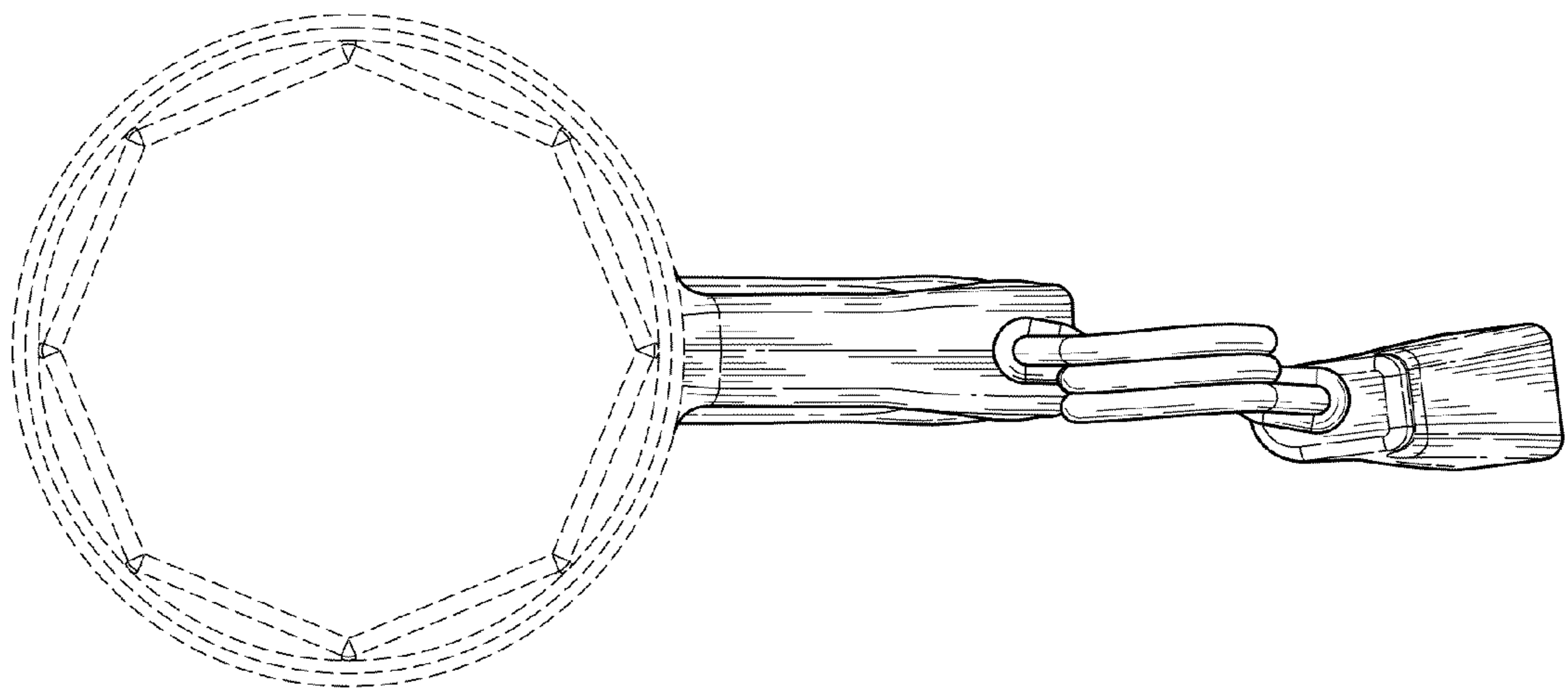


FIG. 3