

US00D694576S

(12) **United States Design Patent**  
**Meyer et al.**

(10) **Patent No.:** **US D694,576 S**

(45) **Date of Patent:** **\*\* Dec. 3, 2013**

(54) **POT LID KNOB**

(75) Inventors: **Bill Meyer**, Dallas, TX (US); **Kim Jong Moon**, Busan (KR)

(73) Assignee: **The B & F System, LLC**, Dallas, TX (US)

(\*\*) Term: **14 Years**

(21) Appl. No.: **29/432,086**

(22) Filed: **Sep. 13, 2012**

(51) **LOC (9) Cl.** ..... **07-02**

(52) **U.S. Cl.**  
USPC ..... **D7/393**

(58) **Field of Classification Search**  
USPC ..... D7/354–358, 359–361, 391, 393, 402, D7/405, 406, 682; D8/107, 307, 300, 310, D8/311, 314; D13/171, 174; 16/110 R, 16/114 R, 118, 121, 309, 311, 312, 315, 16/320, 430, 431, 441; 74/548, 553, 74/558.5; 200/18, 61.8, 336–338, 200/564–570; 220/573.1–573.5, 752, 753, 220/755, 912; D9/439; D21/499  
See application file for complete search history.

(56) **References Cited**

**U.S. PATENT DOCUMENTS**

|           |    |   |         |                |       |         |
|-----------|----|---|---------|----------------|-------|---------|
| D224,225  | S  | * | 7/1972  | Doman          | ..... | D23/250 |
| 4,418,637 | A  |   | 12/1983 | Herrmans       |       |         |
| 4,776,296 | A  |   | 10/1988 | Herrmans       |       |         |
| 4,862,552 | A  |   | 9/1989  | Rommel         |       |         |
| 6,004,000 | A  |   | 12/1999 | Hupf et al.    |       |         |
| D497,399  | S  | * | 10/2004 | May et al.     | ..... | D21/499 |
| D499,773  | S  | * | 12/2004 | May et al.     | ..... | D21/499 |
| 7,028,605 | B2 |   | 4/2006  | Owen et al.    |       |         |
| D549,544  | S  | * | 8/2007  | Mattson et al. | ..... | D8/307  |

|          |   |   |         |            |       |        |
|----------|---|---|---------|------------|-------|--------|
| D570,184 | S | * | 6/2008  | Ricereto   | ..... | D8/307 |
| D579,303 | S | * | 10/2008 | Schneider  | ..... | D8/307 |
| D580,733 | S | * | 11/2008 | Hanes      | ..... | D8/307 |
| D606,381 | S | * | 12/2009 | Menzies    | ..... | D8/307 |
| D643,276 | S | * | 8/2011  | Roe et al. | ..... | D8/307 |
| D645,723 | S | * | 9/2011  | Roe et al. | ..... | D8/307 |
| D649,856 | S | * | 12/2011 | Mattson    | ..... | D8/307 |
| D671,794 | S | * | 12/2012 | Rae        | ..... | D7/393 |

**OTHER PUBLICATIONS**

U.S. Trademark Registration No. 3,266,496, registered Jul. 17, 2007.  
U.S. Trademark Registration Application No. 77/328,882, filed Nov. 14, 2007, now abandoned.  
Photograph of Regal Ware Knob, undated.  
Photograph of Lake Industries Knob, undated.

\* cited by examiner

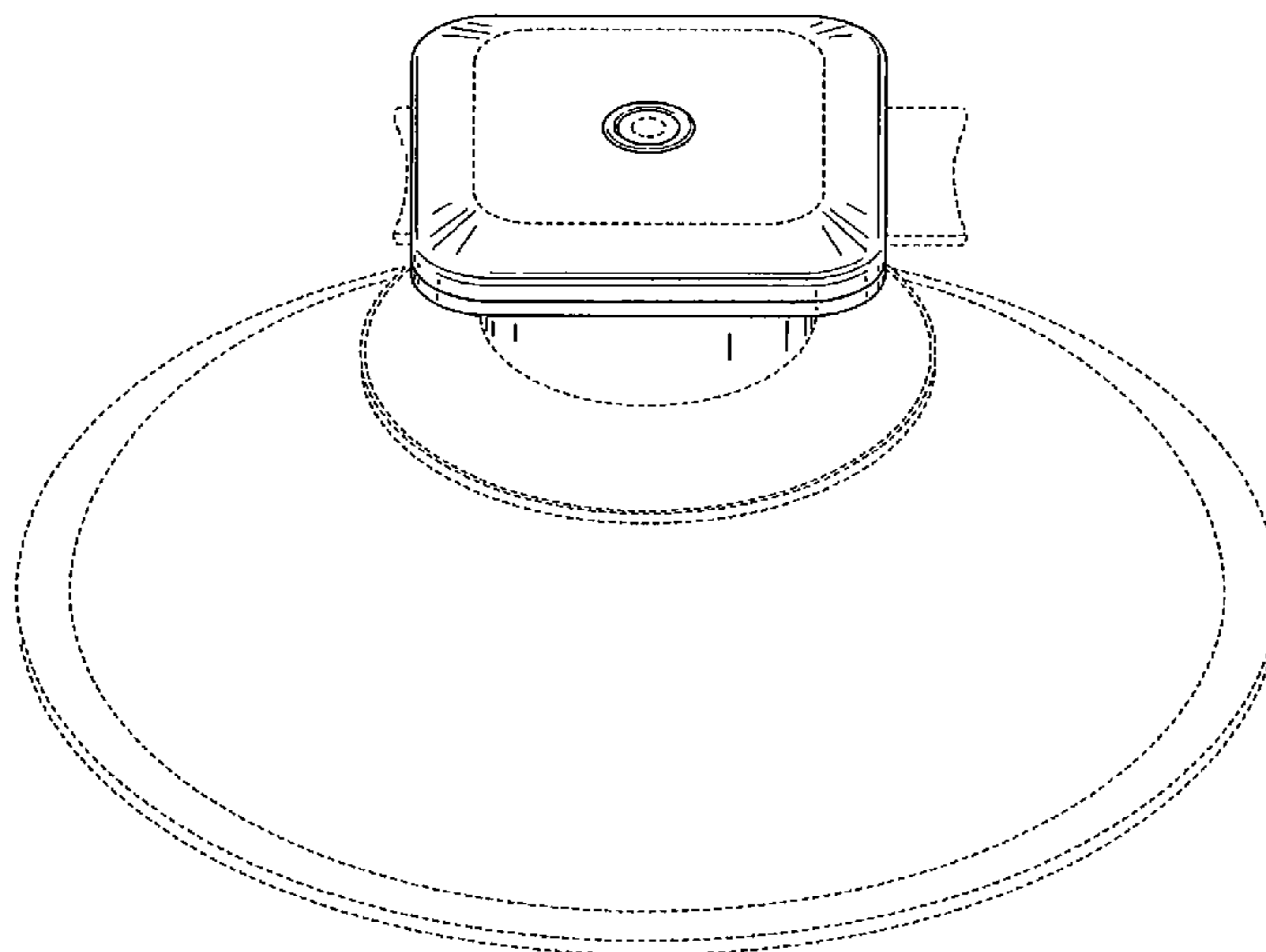
*Primary Examiner* — Cynthia M Chin  
(74) *Attorney, Agent, or Firm* — Smith Moore Leatherwood LLP; Thomas W. Epting

(57) **CLAIM**  
The ornamental design for a pot lid knob, as shown and described.

**DESCRIPTION**

FIG. 1 is a perspective view of our new pot lid knob; FIG. 2 is a rear elevational view of our new pot lid knob; FIG. 3 is a front elevational view of our new pot lid knob; FIG. 4 is a left side elevational view of our new pot lid knob; FIG. 5 is a right elevational view of our new pot lid knob; FIG. 6 is a top plan view of our new pot lid knob; and, FIG. 7 is a bottom plan view of our new pot lid knob. The broken lines shown are included for the purpose of illustrating the unclaimed portions of the article and form no part of the claimed design.

**1 Claim, 7 Drawing Sheets**



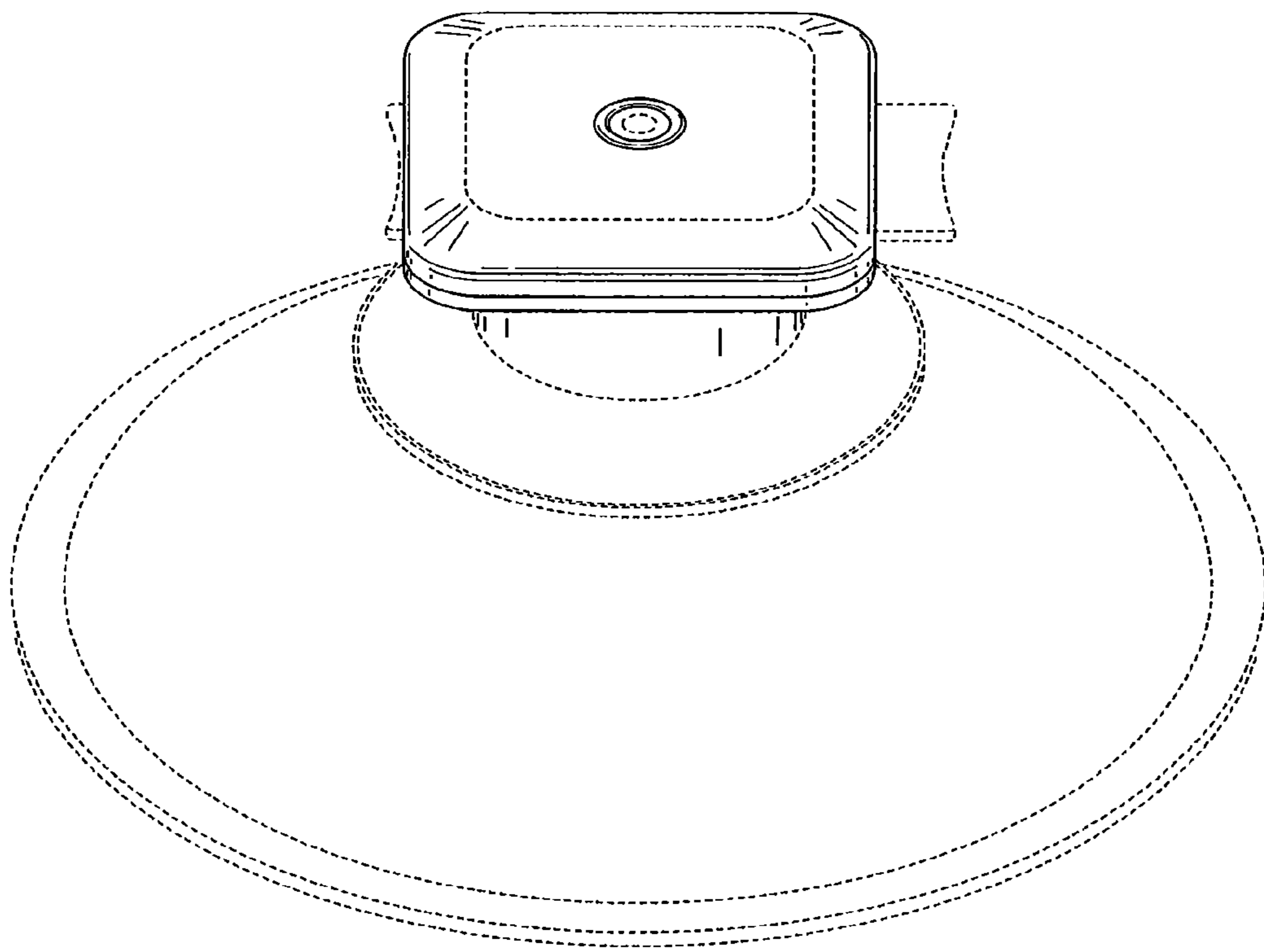
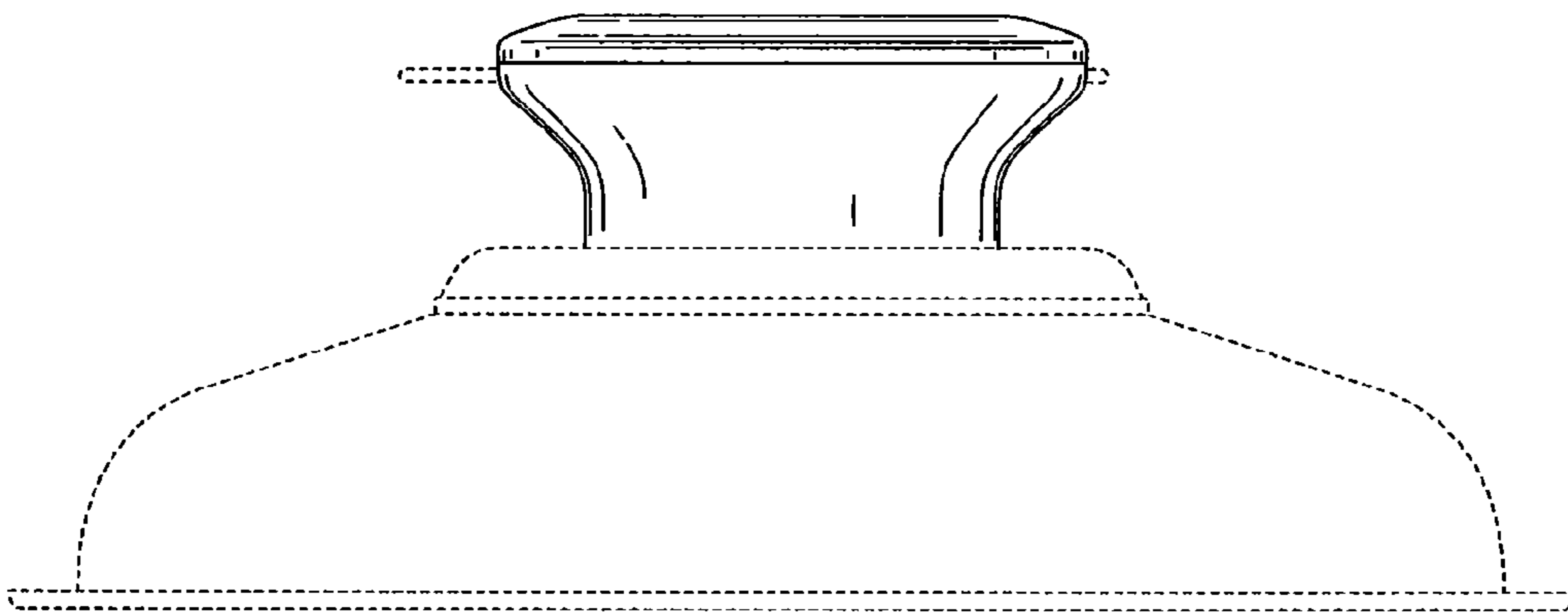
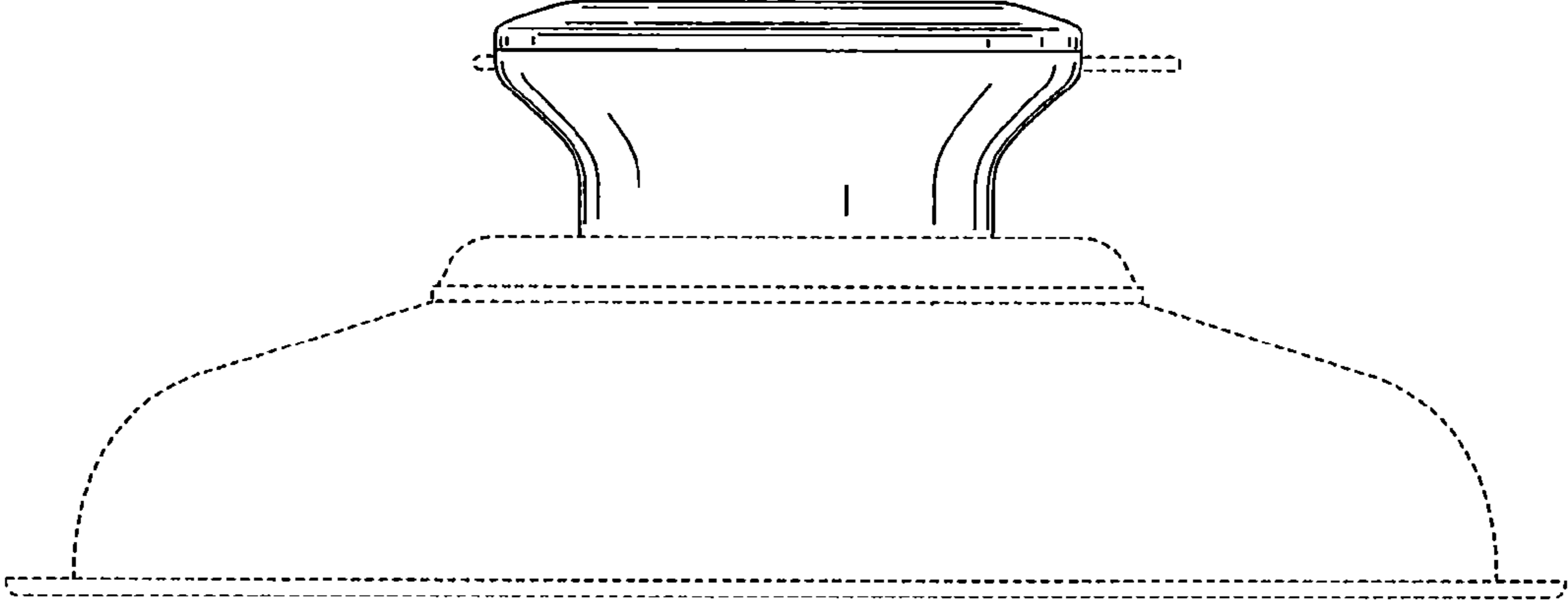


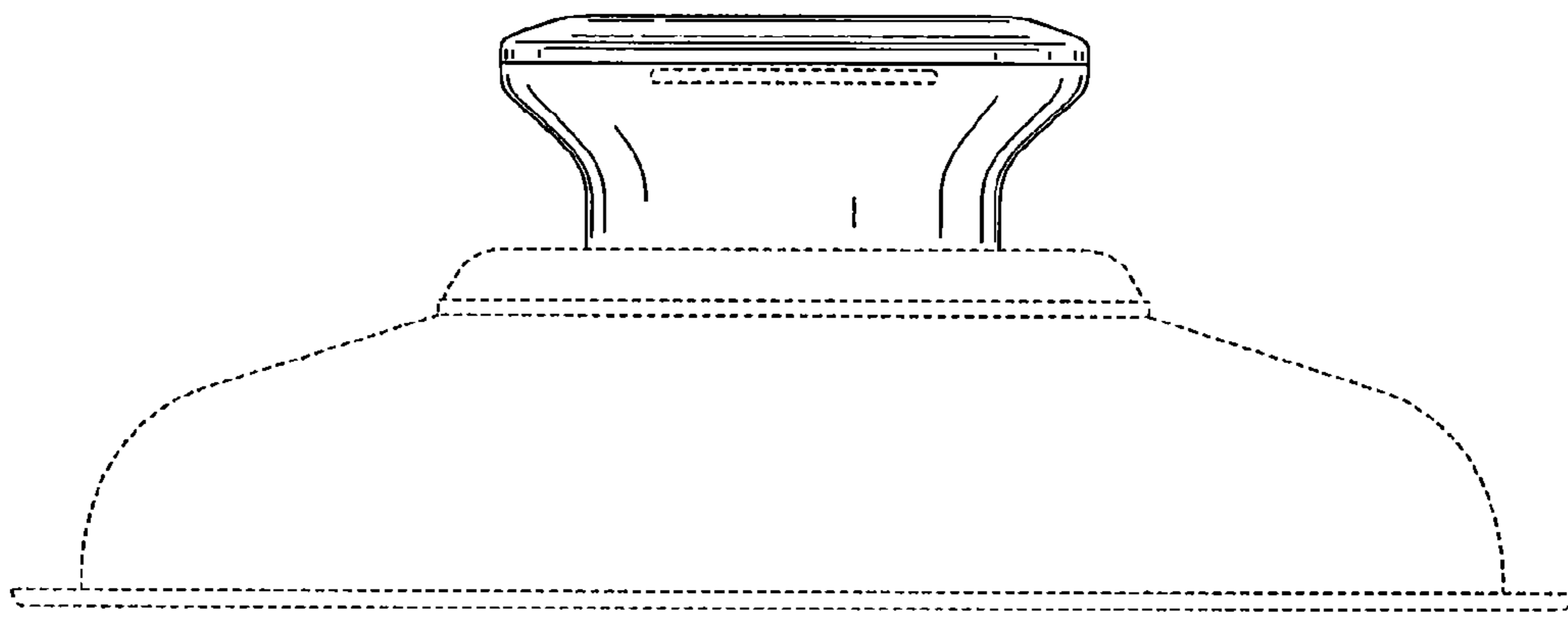
FIG. 1



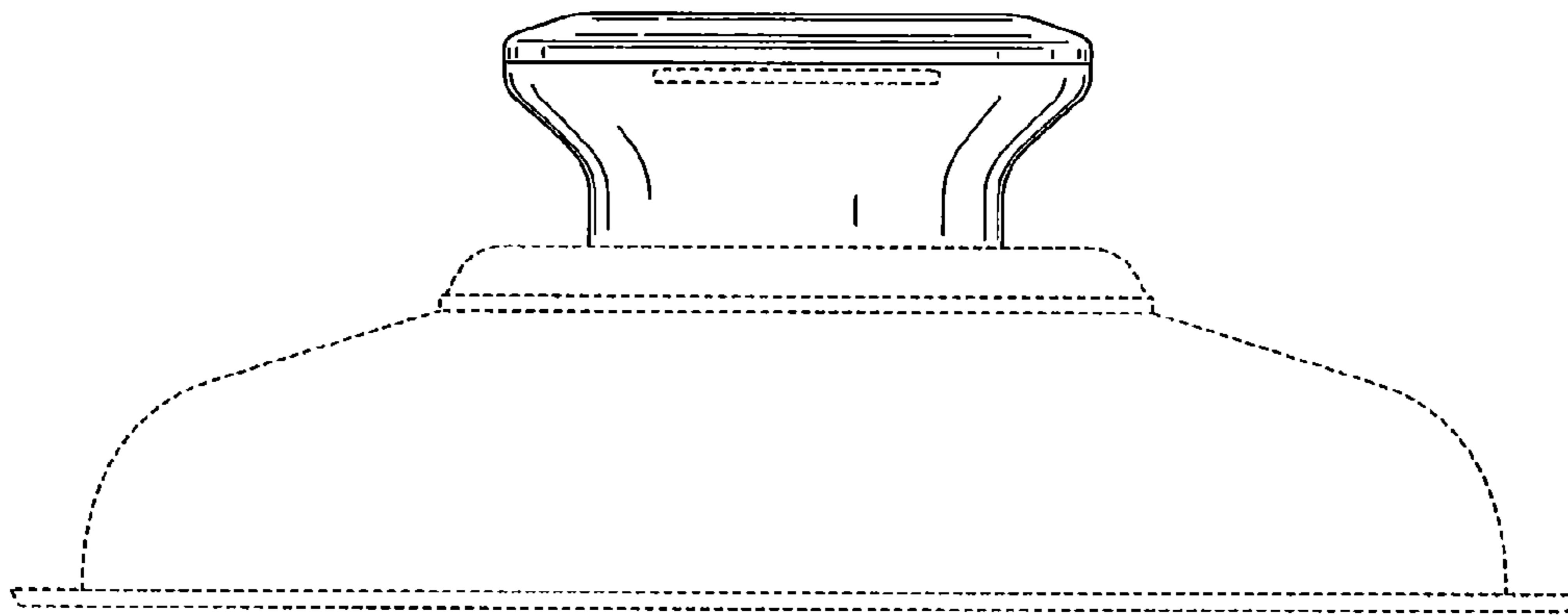
**FIG. 2**



**FIG. 3**



**FIG. 4**



**FIG. 5**

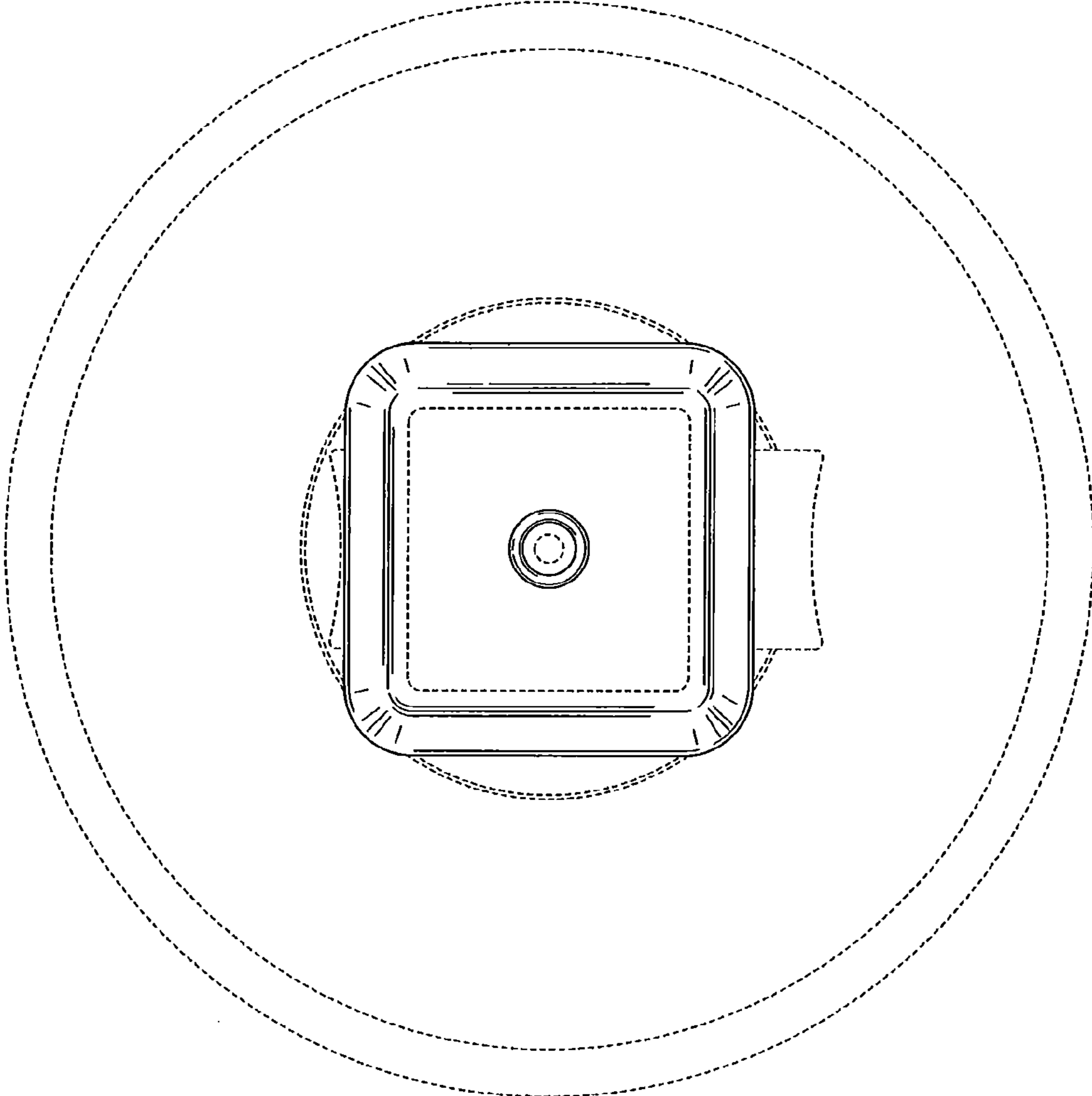
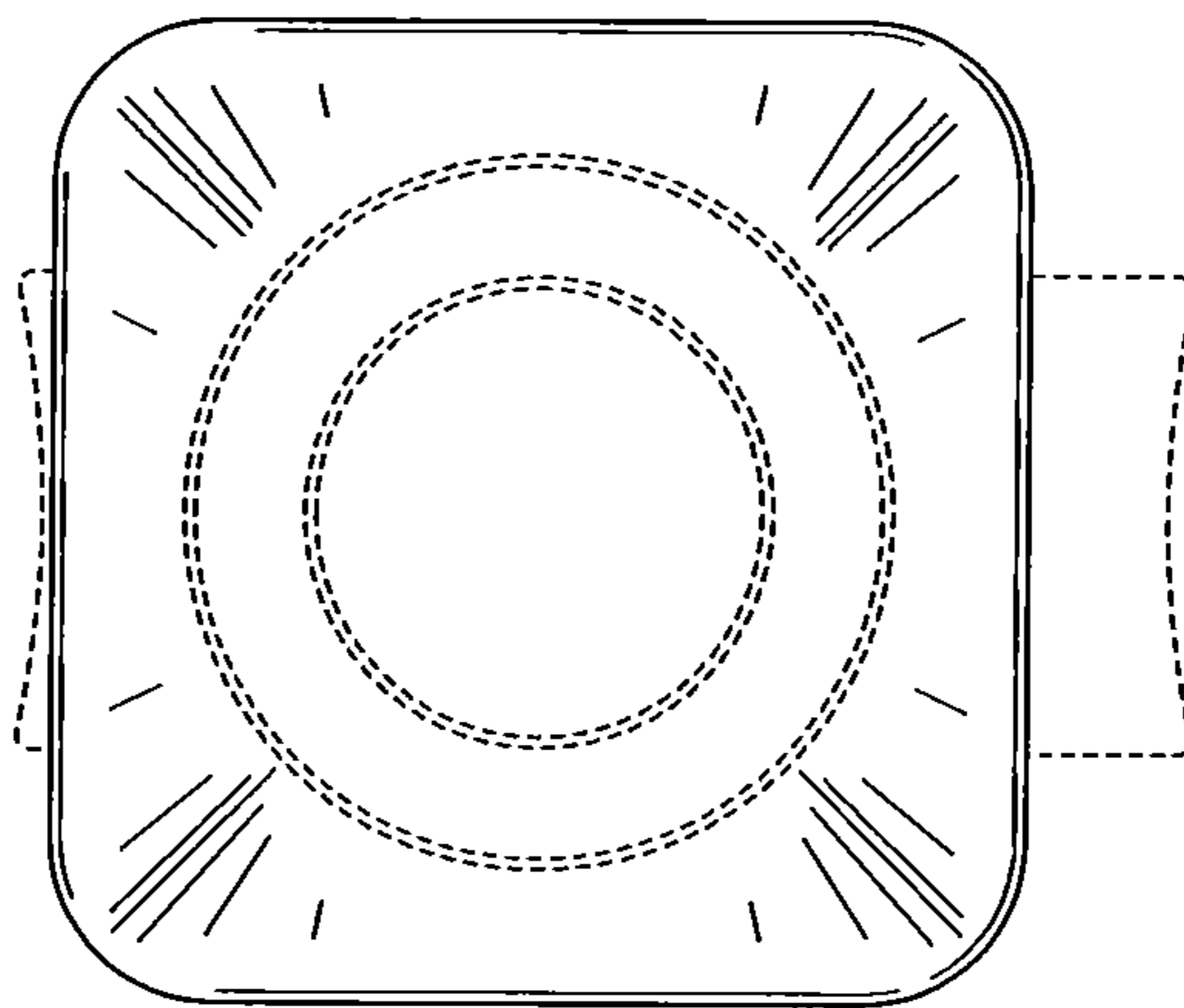


FIG. 6



**FIG. 7**