

US00D694572S

(12) **United States Design Patent**
Kobos et al.

(10) **Patent No.:** **US D694,572 S**
(45) **Date of Patent:** **** Dec. 3, 2013**

(54) **FOOD PROCESSOR**
(71) Applicant: **Whirlpool Corporation**, Benton Harbor, MI (US)
(72) Inventors: **Duane M. Kobos**, Laporte, IN (US); **Jeremy T. Wolters**, Stevensville, MI (US); **Anthony S. Roberts**, Granger, IN (US)

D413,226 S * 8/1999 Barker D7/379
D431,973 S * 10/2000 O'Flynn et al. D7/665
D464,236 S * 10/2002 Li D7/666
D464,535 S * 10/2002 O'Flynn et al. D7/666
D577,257 S * 9/2008 Kuan D7/412
8,250,959 B2 8/2012 Beber et al.
2011/0139017 A1 6/2011 Beber et al.
2011/0265664 A1 11/2011 Goncalves et al.
2011/0265665 A1 11/2011 Goncalves et al.
2011/0265666 A1 11/2011 Beber et al.
2012/0272835 A1 11/2012 Fister et al.

(73) Assignee: **Whirlpool Corporation**, Benton Harbor, MI (US)

FOREIGN PATENT DOCUMENTS

(**) Term: **14 Years**

EP 0177748 A2 4/1986
EP 2135532 A1 12/2009
WO 2012113106 A1 8/2012
WO 2012113107 A1 8/2012
WO 2012113125 A1 8/2012

(21) Appl. No.: **29/447,056**

* cited by examiner

(22) Filed: **Feb. 28, 2013**

Primary Examiner — Ricky Pham

(51) **LOC (9) Cl.** **31-00**

(52) **U.S. Cl.**
USPC **D7/384**

(58) **Field of Classification Search**
USPC D7/301-313, 316-319, 356-357, 368, D7/372-386, 391-398, 412-415, 503, 515, D7/665-666, 679, 691-693; 99/280, 326, 99/348, 492, 508-512; 100/98 R; 241/30-37.5, 101.01-101.2, 241/166-169.1, 172, 272, 285.1-285.3, 241/291, 292.1; 366/64-67, 98, 129, 366/142-144, 192-211, 241-254, 262, 366/279-292, 325.8, 325.92, 341-347; 416/75-77, 70 R, 163
See application file for complete search history.

(57) **CLAIM**
We claim the ornamental design for a food processor, as shown and described.

DESCRIPTION

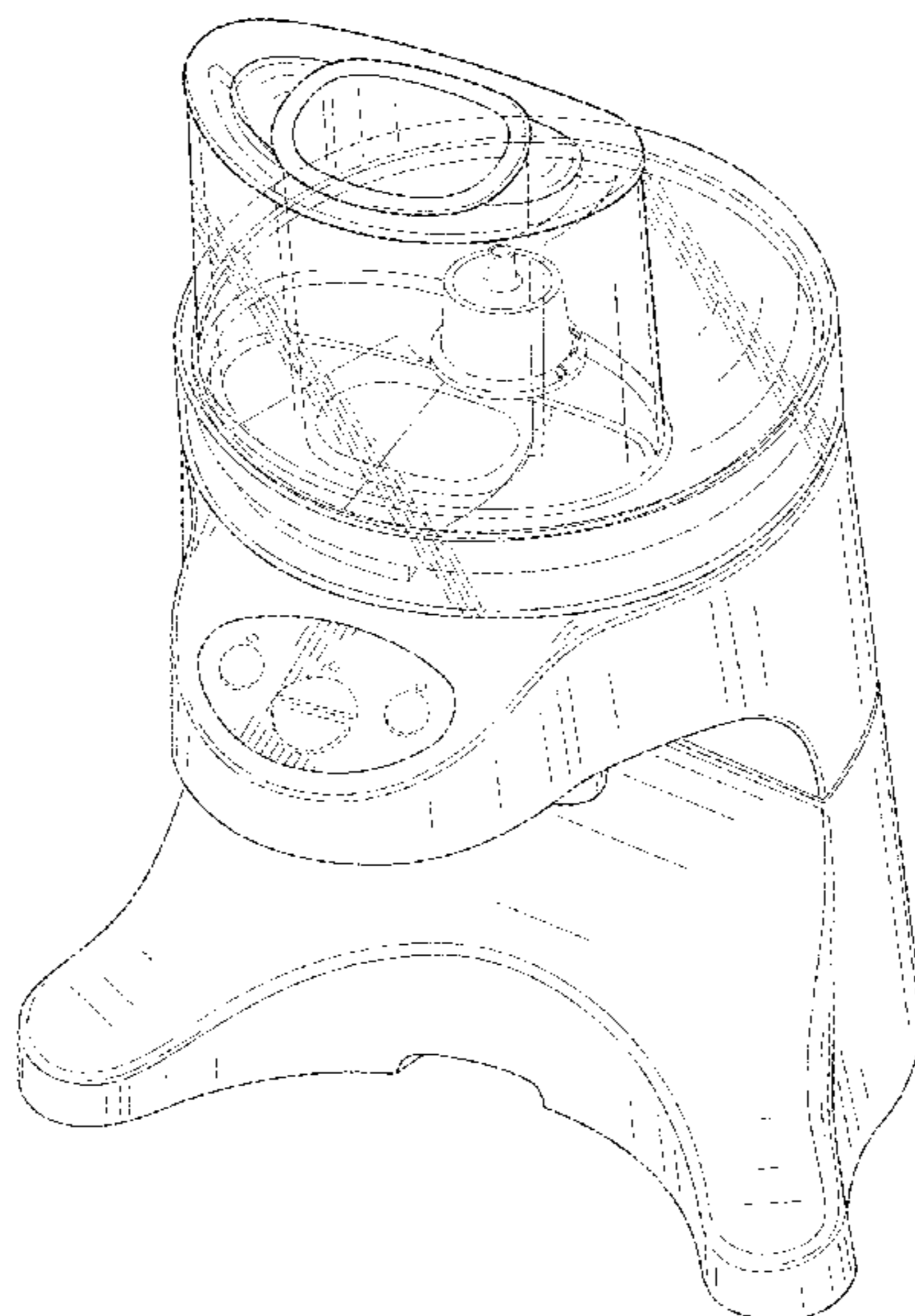
FIG. 1 is a perspective view of the food processor of our design;
FIG. 2 is a front elevational view of the food processor;
FIG. 3 is a left side elevational view of the food processor;
FIG. 4 is a rear elevational view of the food processor;
FIG. 5 is a right side elevational view of the food processor;
FIG. 6 is a top plan view of the food processor; and,
FIG. 7 is a bottom plan view of the food processor.
The broken lines shown in the drawings are for illustrative purposes only and form no part of the claimed design.

(56) **References Cited**

U.S. PATENT DOCUMENTS

D126,992 S * 5/1941 Schuhmann D7/373
2,588,906 A * 3/1952 Clark 100/98 R

1 Claim, 7 Drawing Sheets






FIG. 1

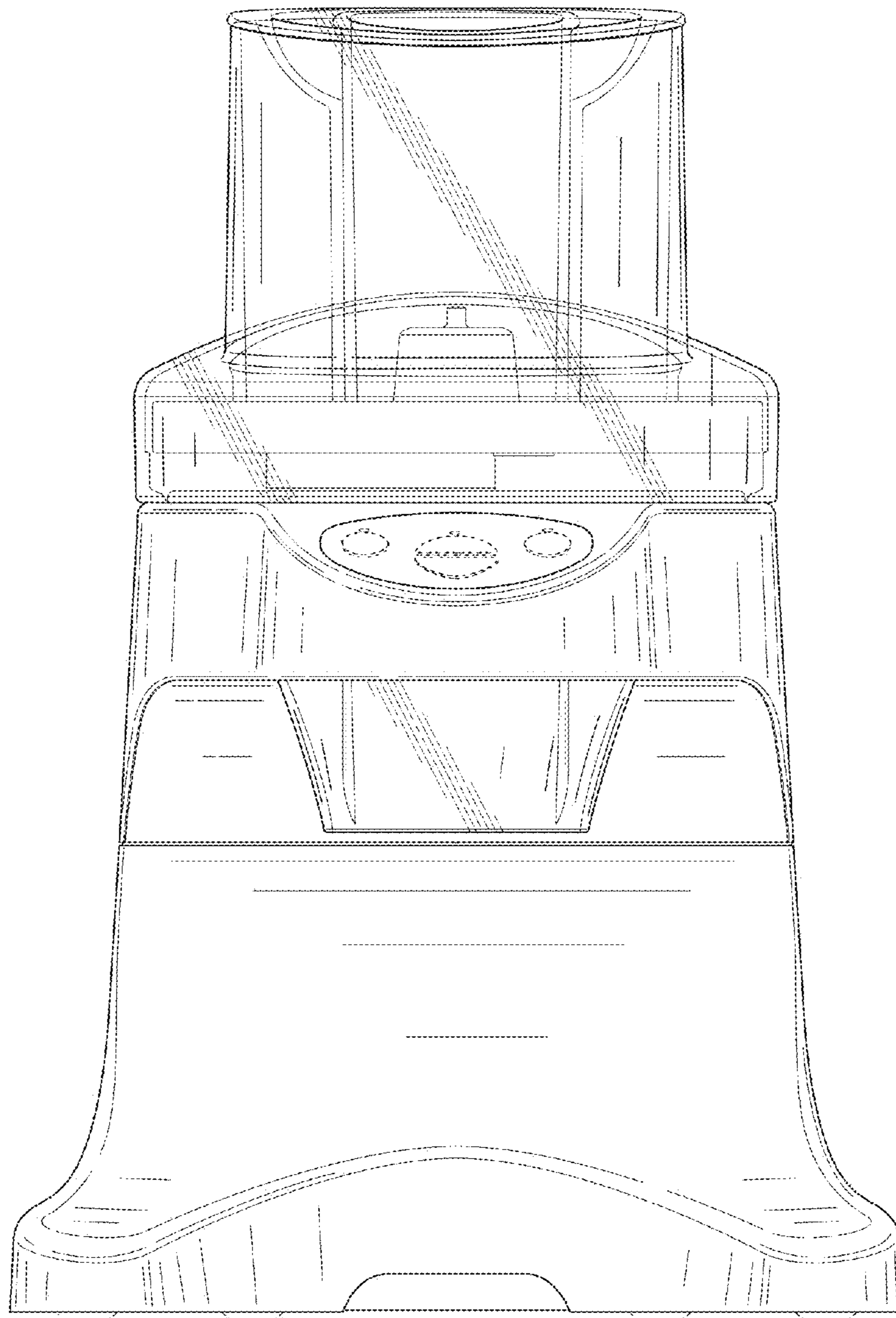


FIG. 2

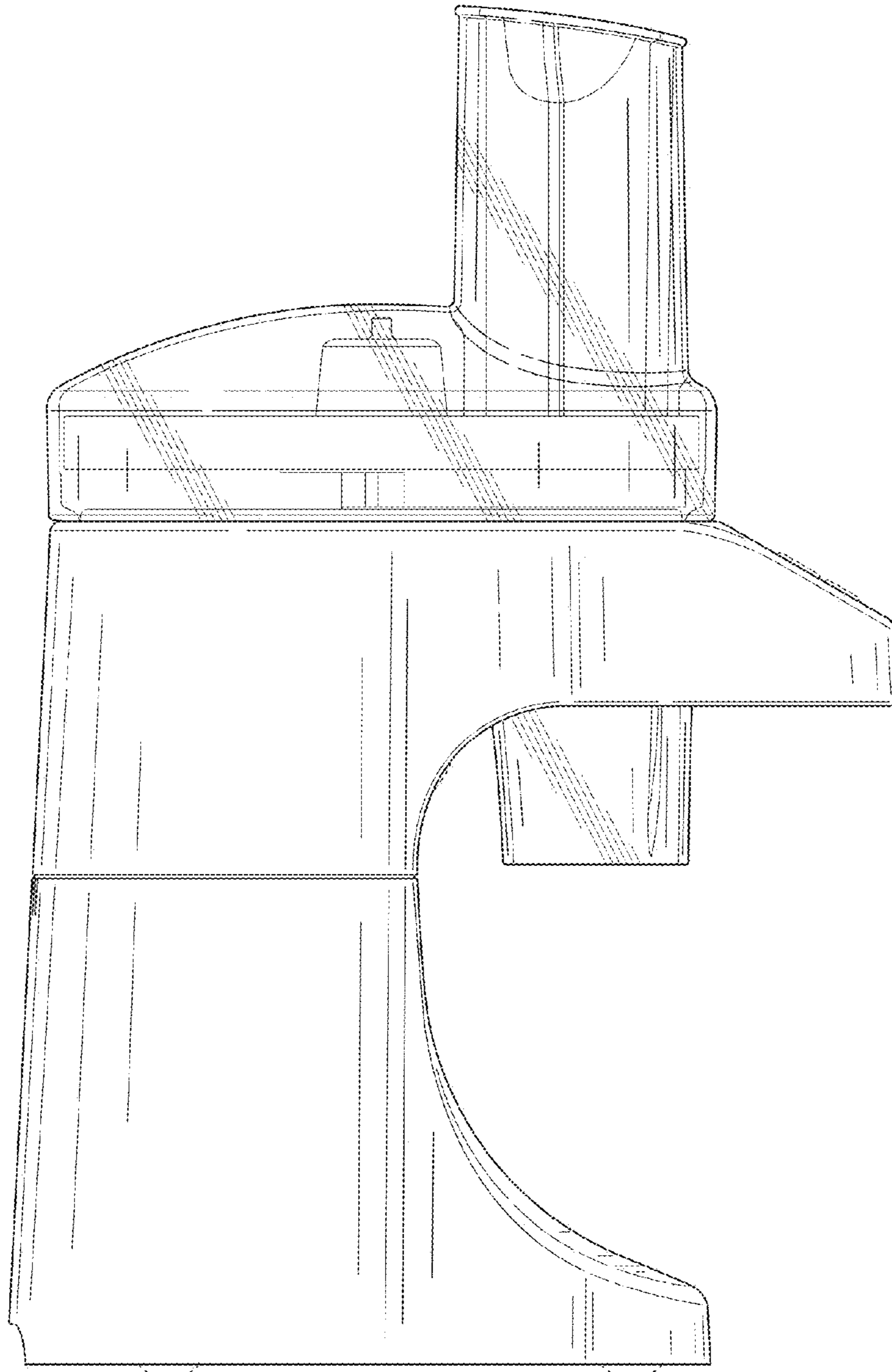


FIG. 3

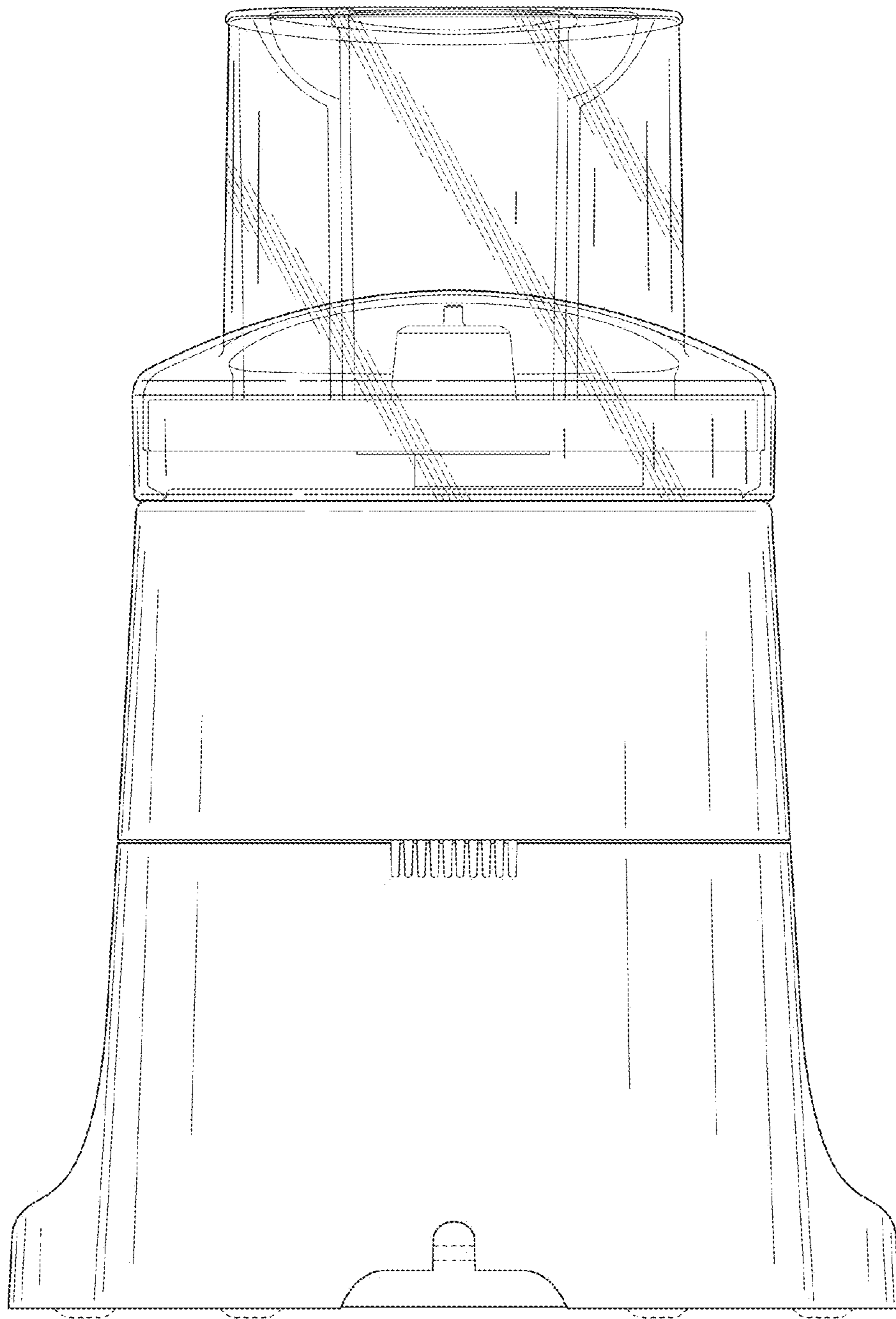


FIG. 4

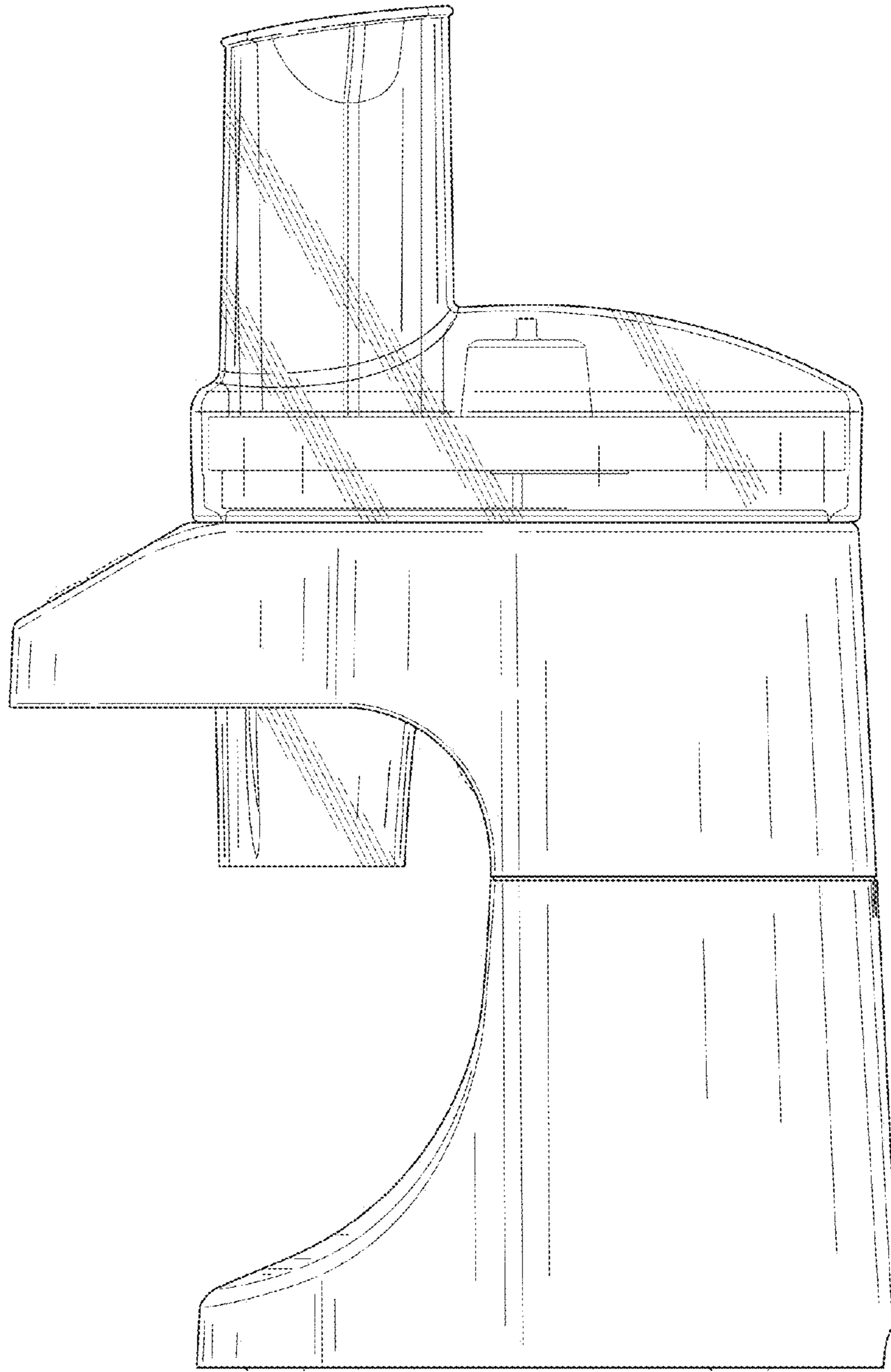


FIG. 5

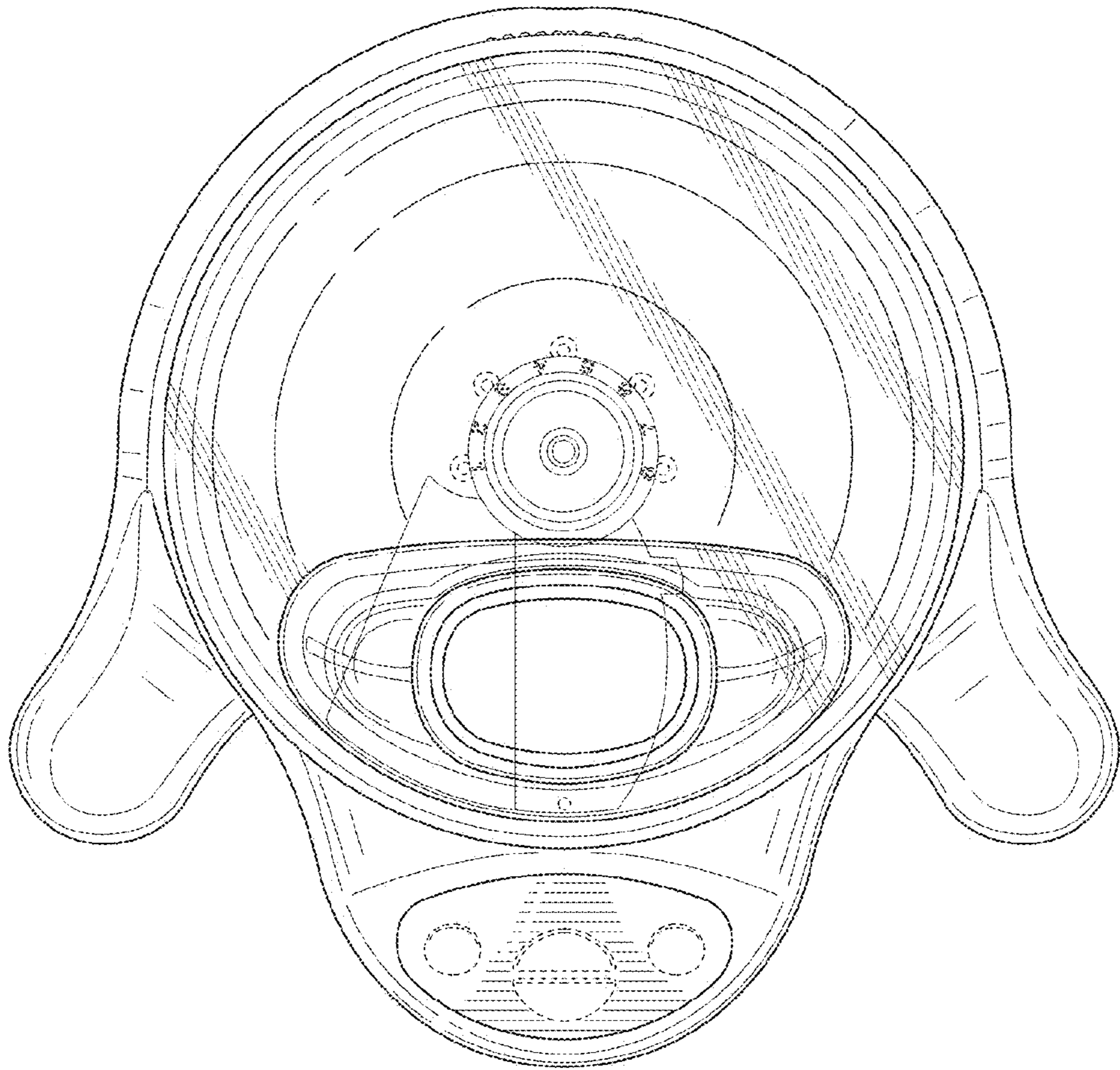


FIG. 6

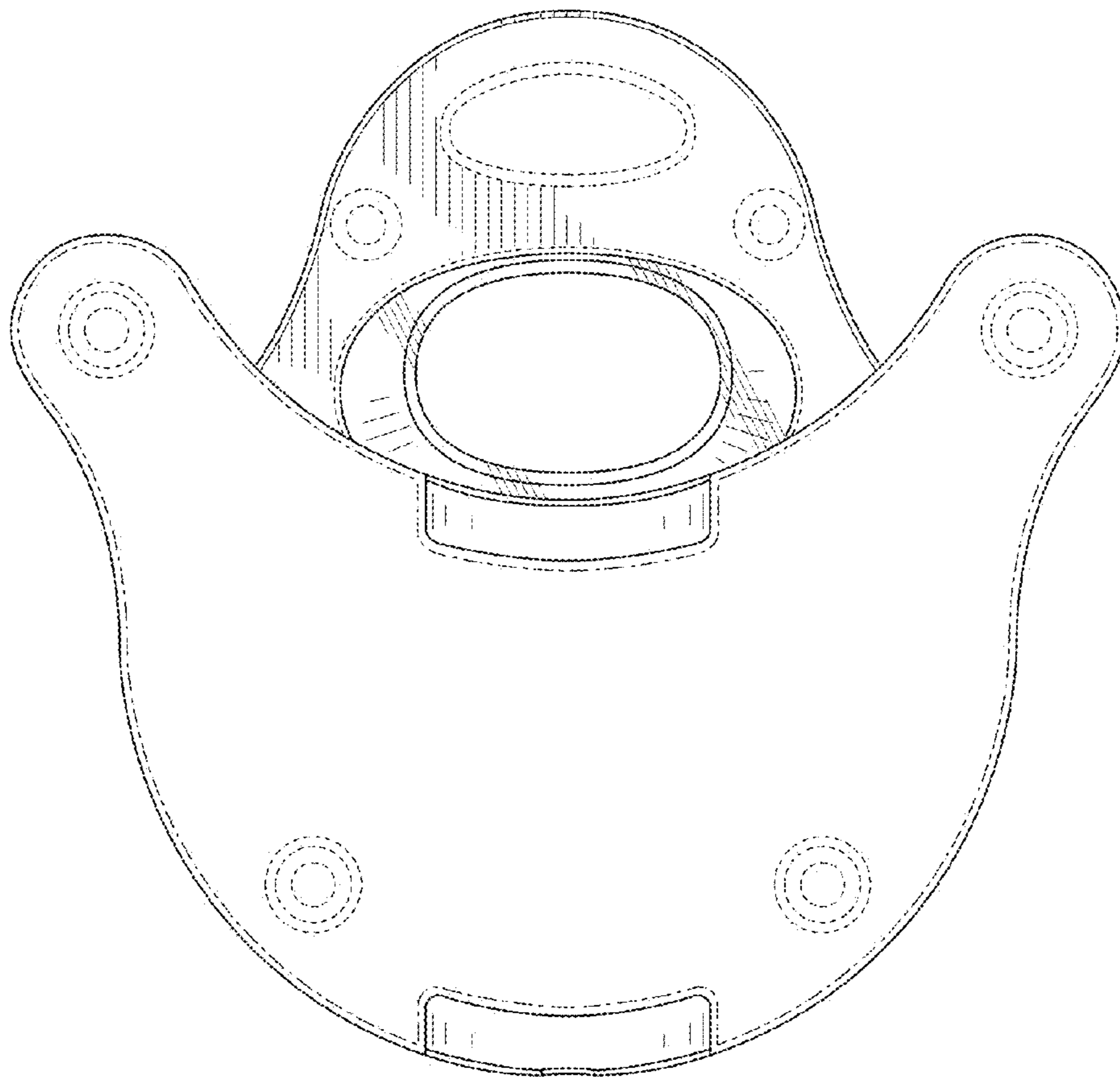


FIG. 7