

US00D694551S

(12) **United States Design Patent**
Calkins

(10) **Patent No.:** **US D694,551 S**
(45) **Date of Patent:** **** *Dec. 3, 2013**

(54) **TRANSLUCENT MAT WITH DIAMOND PATTERN**

(75) Inventor: **Mark A. Calkins**, La Mirada, CA (US)

(73) Assignee: **Kittrich Corporation**, La Mirada, CA (US)

(*) Notice: This patent is subject to a terminal disclaimer.

(**) Term: **14 Years**

(21) Appl. No.: **29/414,776**

(22) Filed: **Mar. 2, 2012**

(51) **LOC (9) Cl.** **06-11**

(52) **U.S. Cl.**
USPC **D6/582**

(58) **Field of Classification Search**
USPC D5/30, 47, 49, 58, 61-63, 99, 53, 57;
D6/582, 583, 588, 591, 592, 613, 615,
D6/617, 619, 620, 621; D12/203; D19/1,
D19/5, 8; 4/581, 582, 583; 5/417, 420;
15/215, 238; 52/660; 428/85; D32/57
See application file for complete search history.

(56) **References Cited**

U.S. PATENT DOCUMENTS

1,160,384	A *	11/1915	Crane	52/577
1,241,886	A *	10/1917	Rowe	362/339
1,579,016	A *	3/1926	Marks	52/434
2,205,802	A *	6/1940	Scheidemantel et al.	473/64
3,100,312	A *	8/1963	Williams	15/215
3,143,208	A *	8/1964	Sizemore		
3,148,482	A *	9/1964	Neale	52/390

3,706,636	A	12/1972	Bride		
3,909,996	A *	10/1975	Ettlinger et al.	52/177
4,070,515	A *	1/1978	Smarook	428/92
D270,801	S *	10/1983	Curatolo	D6/583
D274,998	S *	8/1984	Johansson	D12/203
D313,319	S *	1/1991	Legare	D5/53
5,160,785	A *	11/1992	Davidson, Jr.	428/316.6
5,198,275	A	3/1993	Klein		
6,007,886	A	12/1999	Takigami		
6,101,776	A *	8/2000	Conley	52/379
6,238,762	B1	5/2001	Friedland et al.		
D478,410	S *	8/2003	White	D2/951
D603,640	S *	11/2009	Thrush	D6/582
D604,082	S *	11/2009	Thrush	D6/582
D604,083	S *	11/2009	Thrush	D6/582
2006/0029773	A1 *	2/2006	Waterman et al.	428/138
2010/0143640	A1 *	6/2010	Wilmsen	428/85

* cited by examiner

Primary Examiner — Karen S Acker

(74) *Attorney, Agent, or Firm* — Lewis Kohn & Fitzwilliam LLP; David M. Kohn; Kari Moyer-Henry

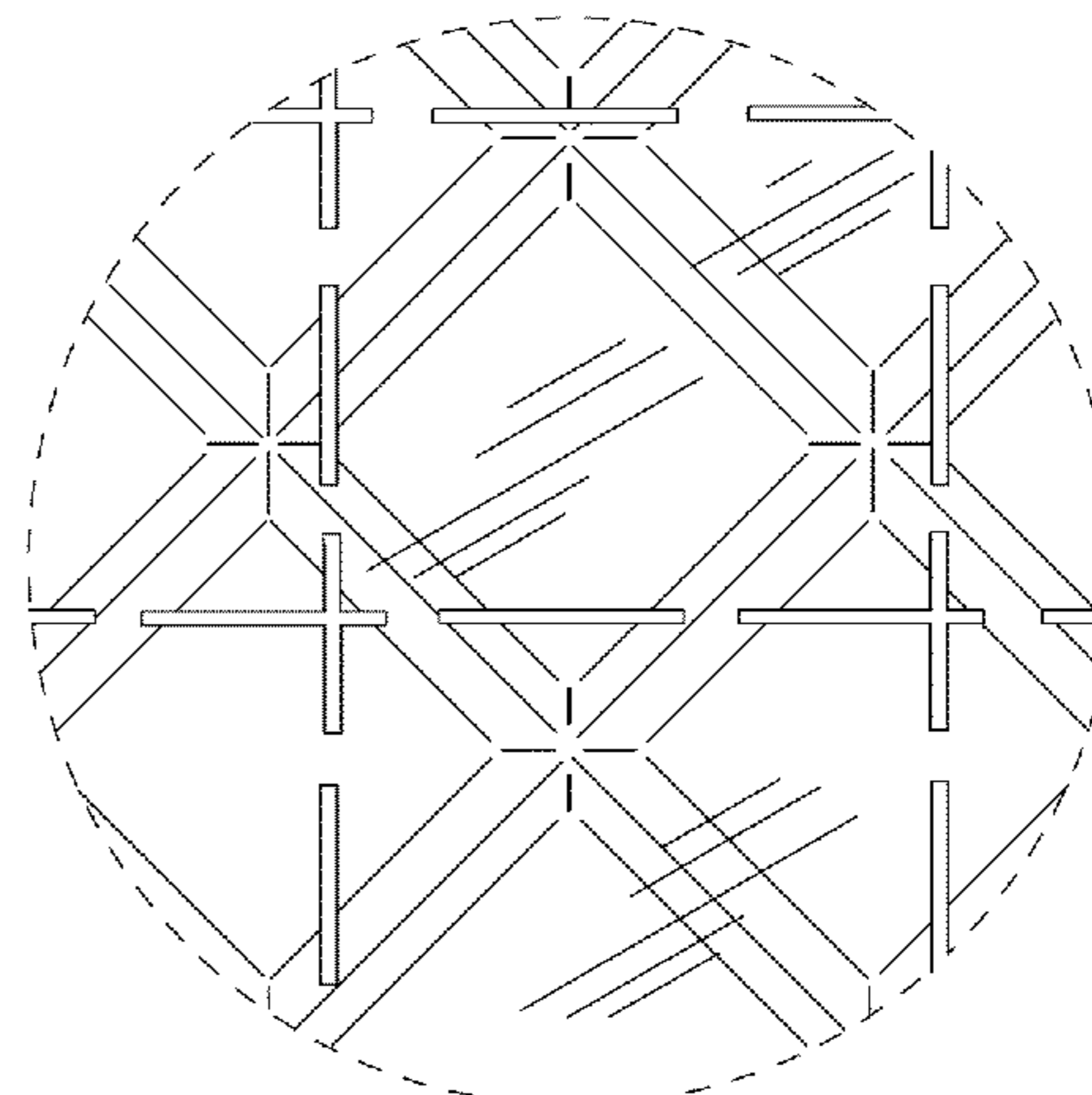
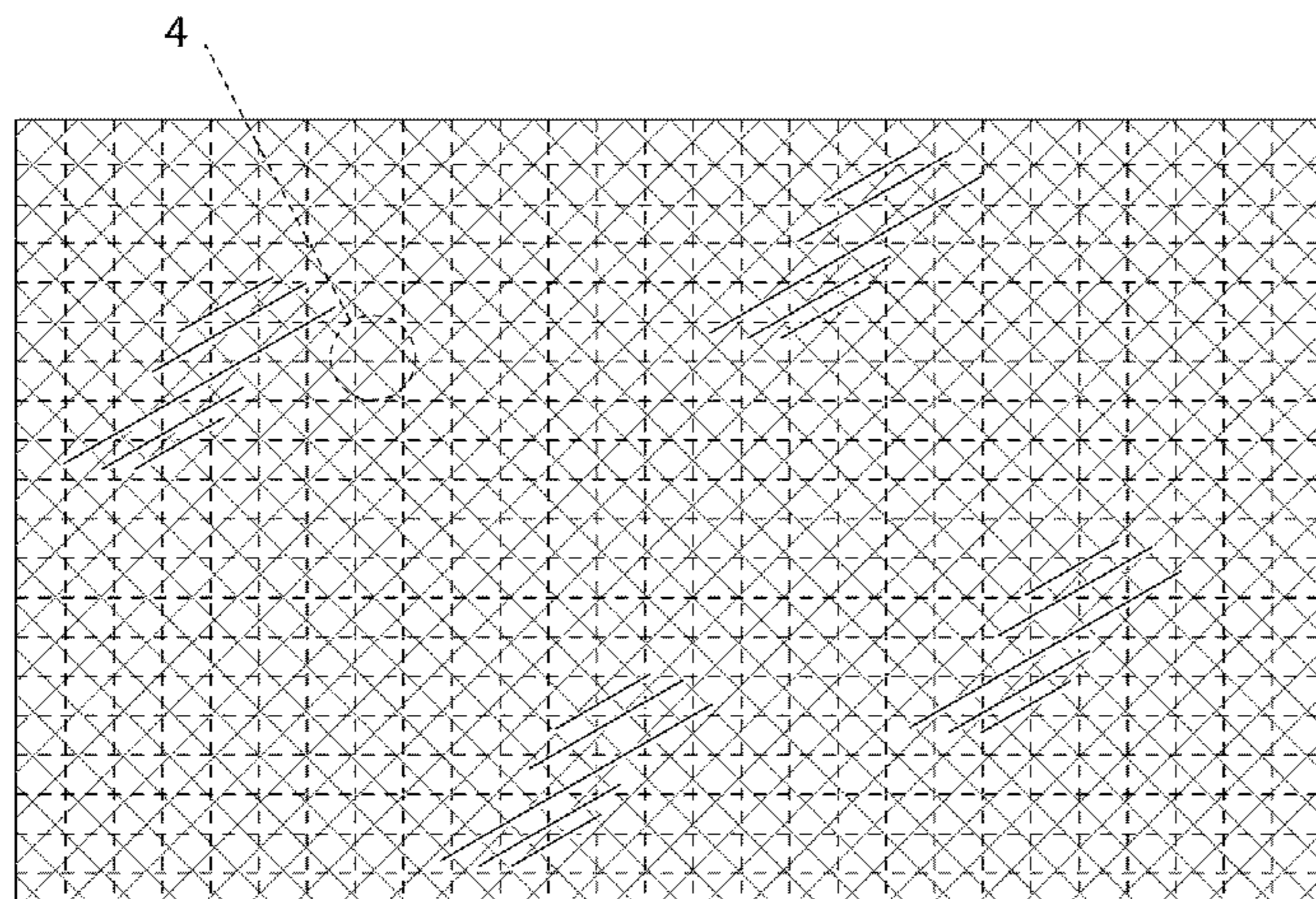
(57) **CLAIM**

The ornamental design for a translucent mat with diamond pattern, as shown and described.

DESCRIPTION

FIG. 1 is a top plan view of the translucent mat with diamond pattern embodiment of the present invention;
FIG. 2 is a profile view of the translucent mat with diamond pattern;
FIG. 3 is a magnified view of the translucent mat with diamond pattern from FIG. 2; and,
FIG. 4 is a magnified view of the translucent mat with diamond pattern from FIG. 1.

1 Claim, 1 Drawing Sheet



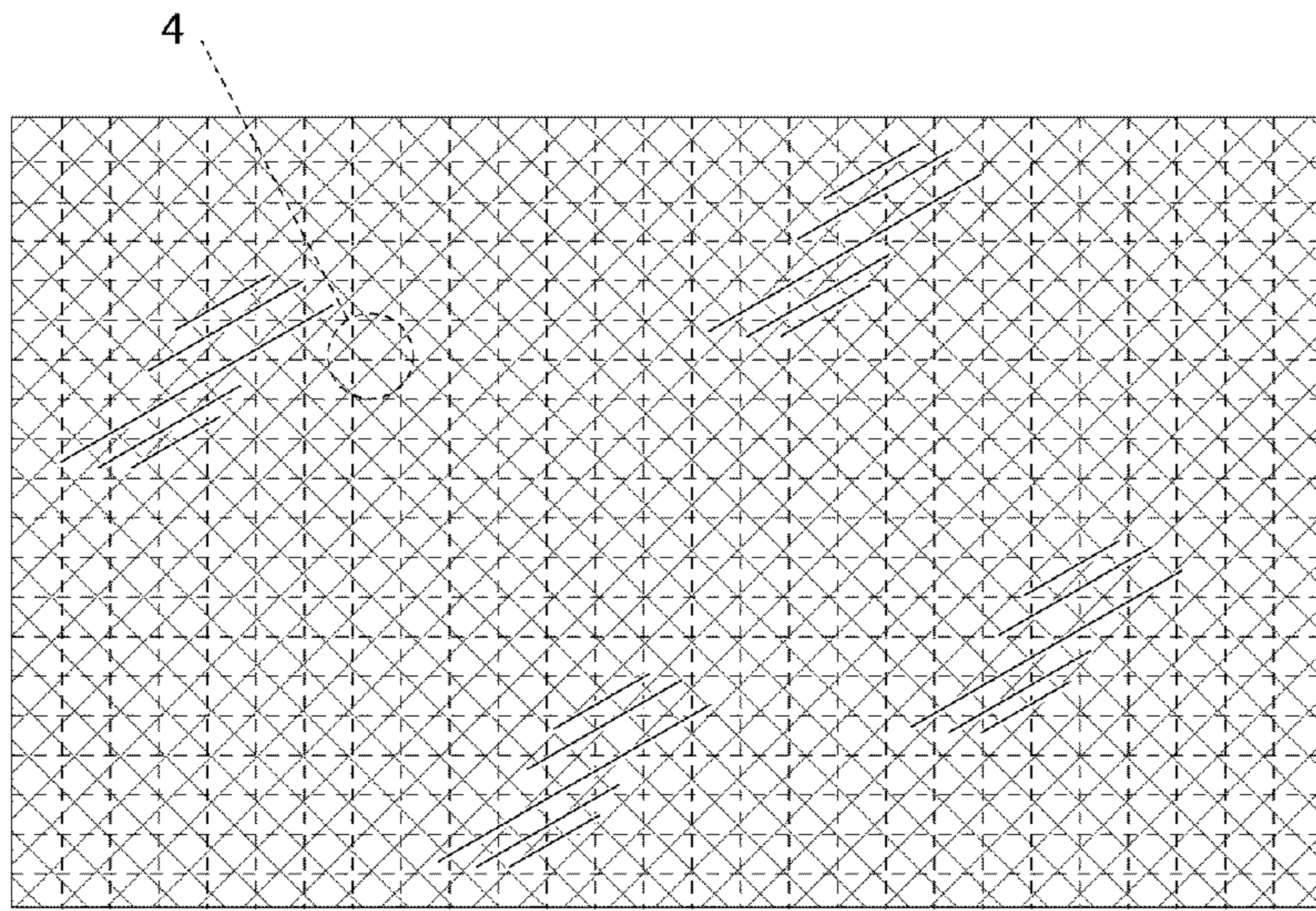


FIG. 1




FIG. 2

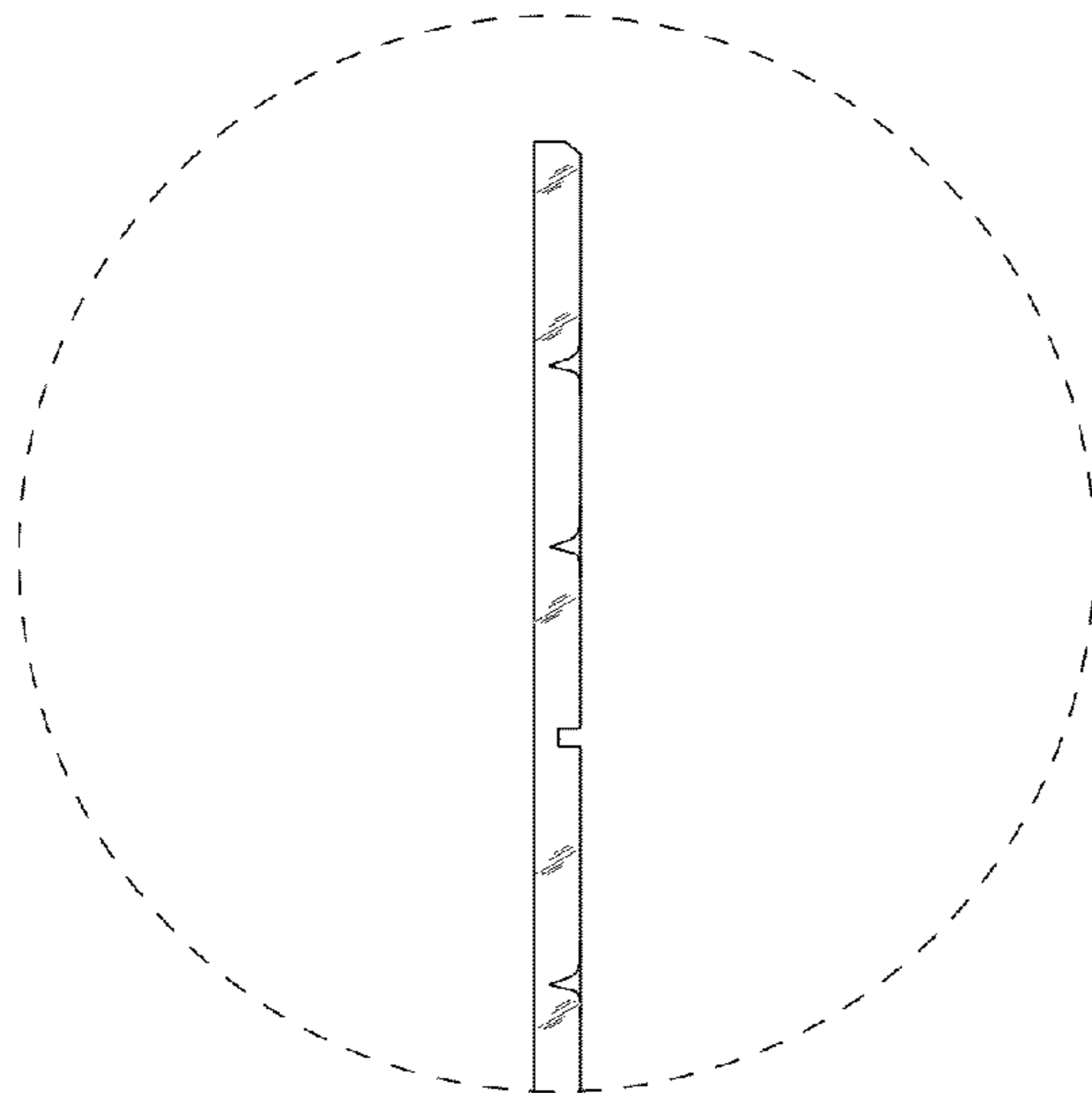


FIG. 3

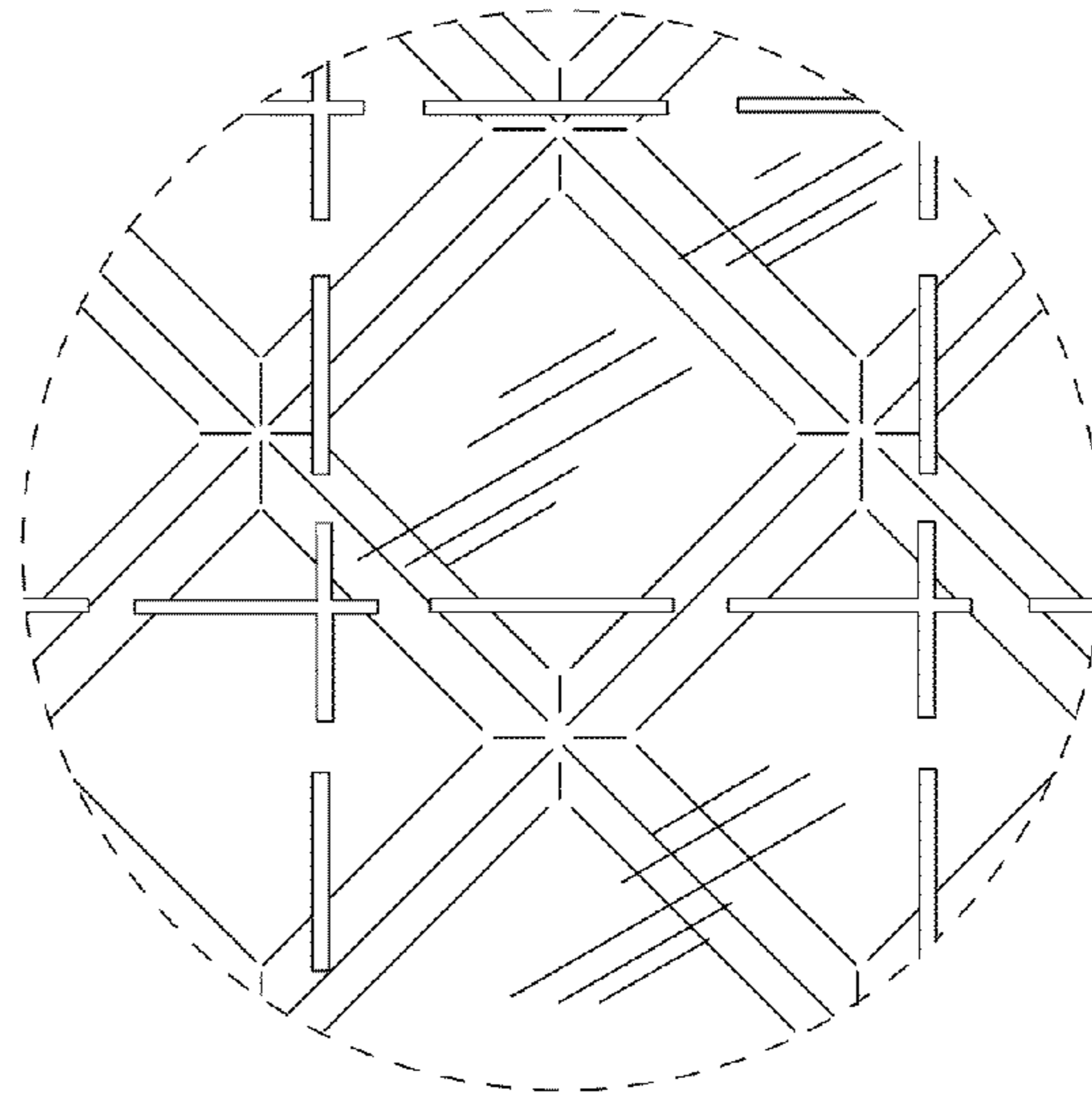


FIG. 4