



US00D694535S

(12) **United States Design Patent**
Lotti

(10) **Patent No.:** **US D694,535 S**
(45) **Date of Patent:** **** Dec. 3, 2013**

(54) **VEHICLE SEAT**

(71) Applicant: **Seat S.R.L.**, Campagnola Emilia (IT)

(72) Inventor: **Paolo Lotti**, Correggio (IT)

(73) Assignee: **Seat—S.R.L.** (IT)

(**) Term: **14 Years**

(21) Appl. No.: **29/447,456**

(22) Filed: **Mar. 4, 2013**

(30) **Foreign Application Priority Data**

Nov. 6, 2012 (EM) 002131110

(51) **LOC (9) Cl.** **06-01**

(52) **U.S. Cl.**
USPC **D6/356**

(58) **Field of Classification Search**
USPC D6/333–336, 344–356, 360–381, 388,
D6/403, 491–502, 692, 708, 716,
D6/716.2–716.4; 297/232, 248, 256.16,
297/271.6, 284.4–284.5, 291, 297, 302.4,
297/353, 344.1, 354.1, 396, 411.2,
297/411.27–411.29, 411.43, 423.1, 423.12,
297/440.11, 440.15, 440.21–440.24, 448.1,
297/451.4, 452.13, 452.19, 452.21, 452.27,
297/452.29, 452.3, 452.41, 452.56, 452.64

See application file for complete search history.

(56) **References Cited**

U.S. PATENT DOCUMENTS

D483,576 S * 12/2003 Kassai et al. D6/333
D506,084 S * 6/2005 Beermann et al. D6/356

D516,327 S * 3/2006 Murphy D6/356
D574,619 S * 8/2008 Maezono D6/356
D579,219 S * 10/2008 Schrodell D6/356
D591,068 S * 4/2009 Corradi D6/356
D651,002 S * 12/2011 Fleming D6/356
D651,003 S * 12/2011 Fleming D6/356
D651,819 S * 1/2012 Fleming D6/356
D653,867 S * 2/2012 Wada et al. D6/356
D655,096 S * 3/2012 Shindou D6/356
D657,579 S * 4/2012 Klein D6/356
D665,181 S * 8/2012 Crepeau D6/356

* cited by examiner

Primary Examiner — Ricky Pham

(74) *Attorney, Agent, or Firm* — Foley & Lardner LLP;
James De Vellis

(57) **CLAIM**

The ornamental design for a vehicle seat, as shown.

DESCRIPTION

FIG. 1 is a perspective view of a vehicle seat showing my new design;
FIG. 2 is a front view thereof;
FIG. 3 is a rear view thereof;
FIG. 4 is a left side view thereof;
FIG. 5 is a right side view thereof;
FIG. 6 is a top view thereof; and,
FIG. 7 is a bottom view thereof.

1 Claim, 7 Drawing Sheets





Fig. 1

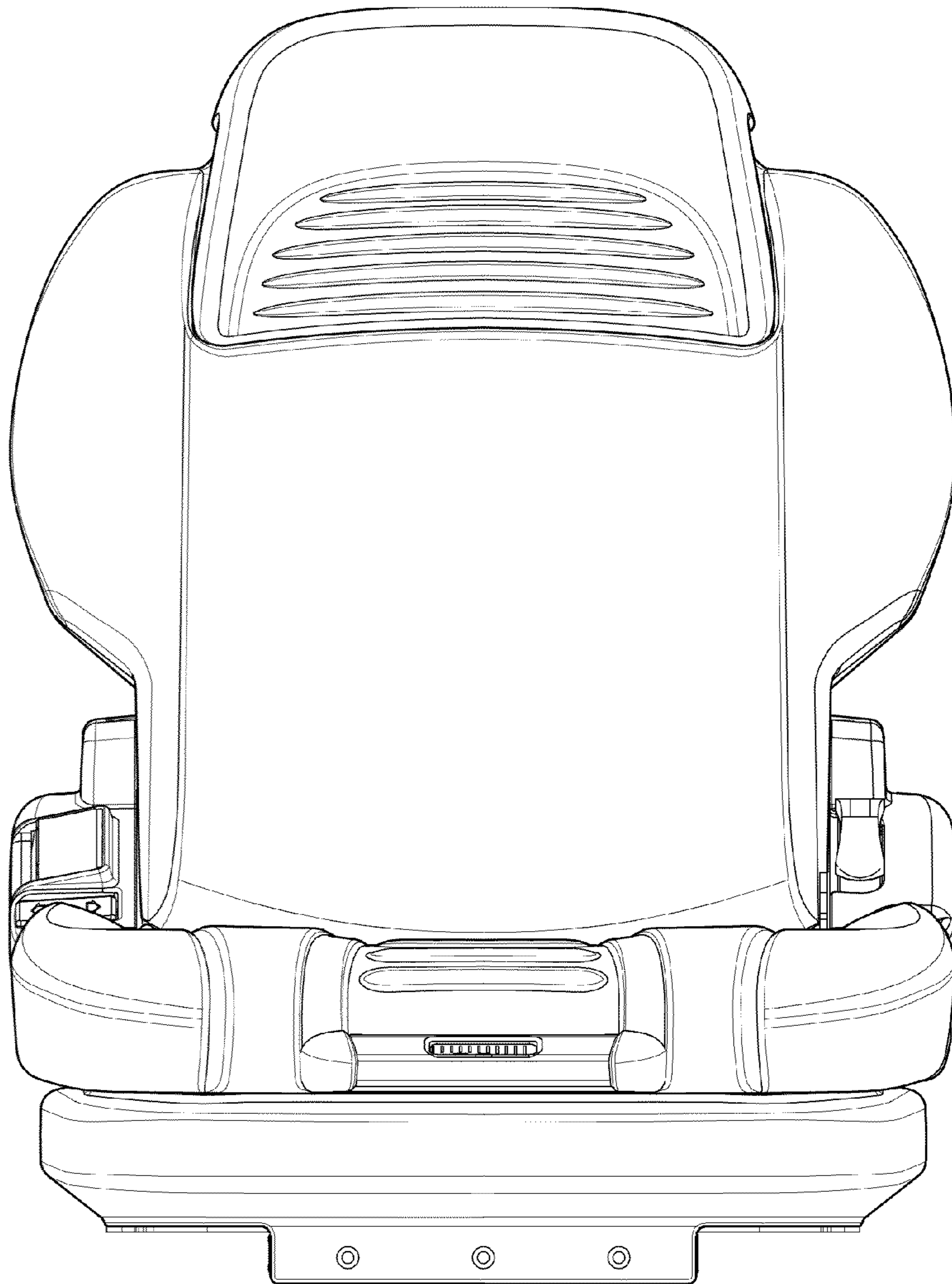


Fig. 2

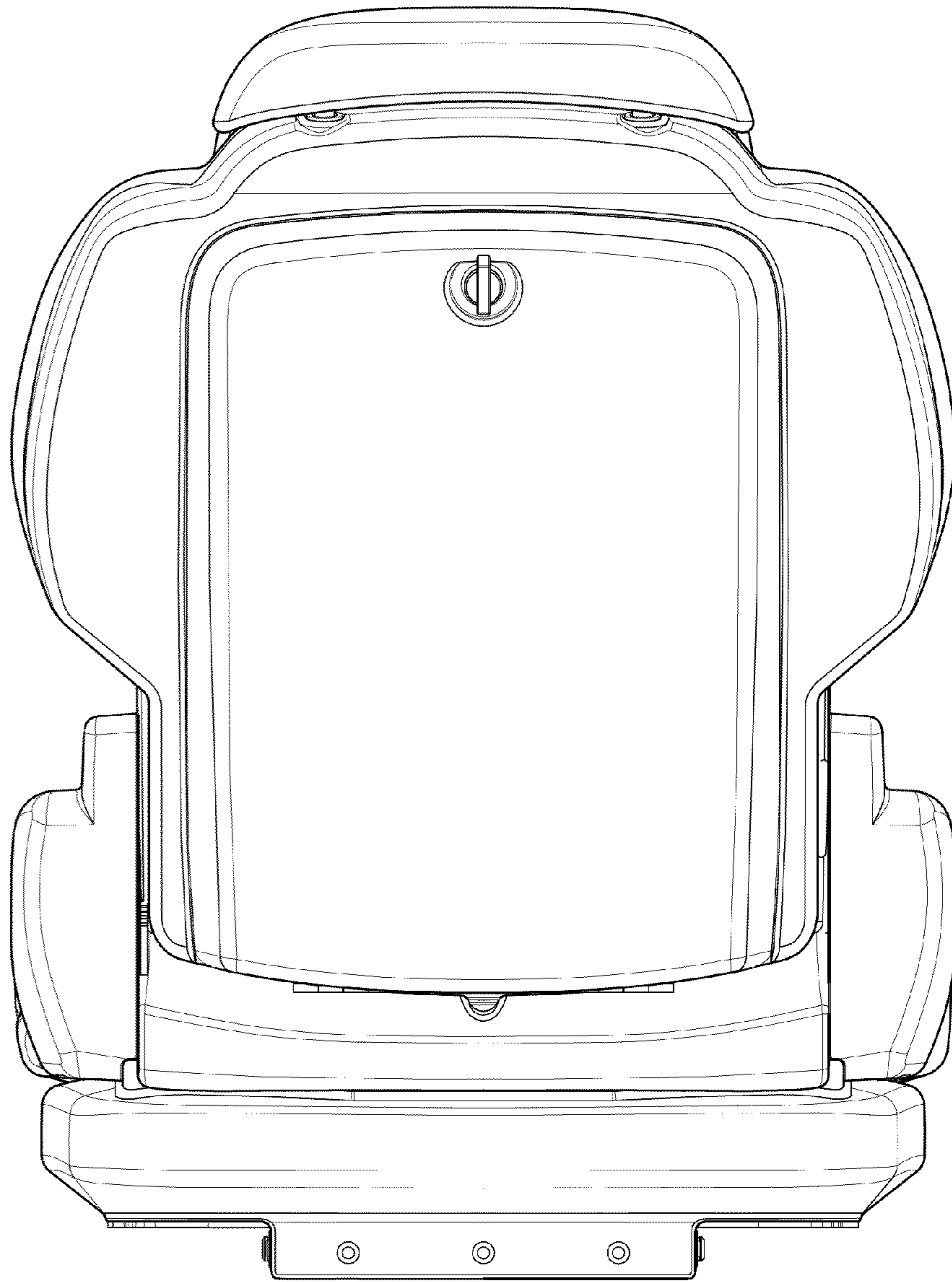


Fig. 3

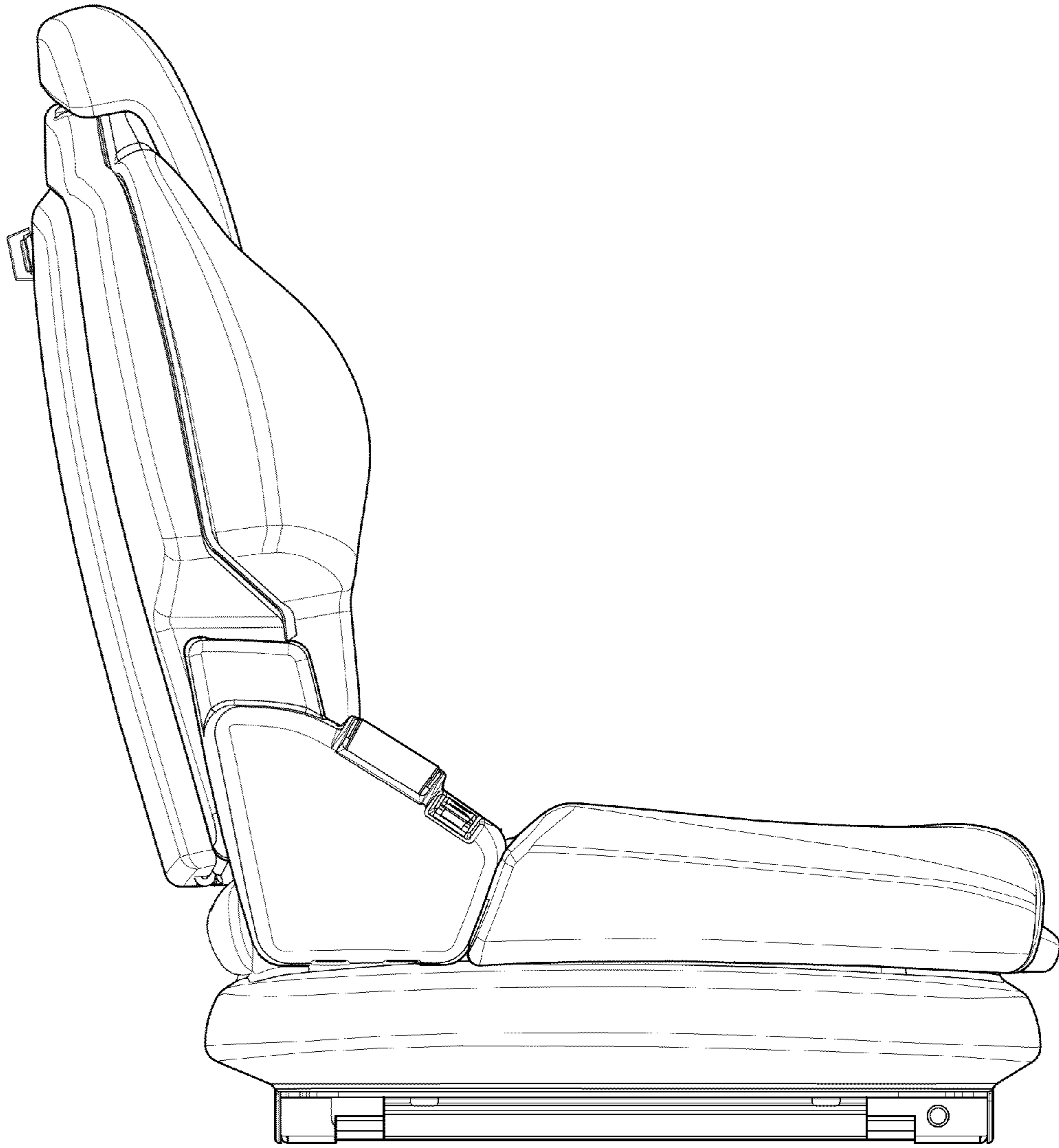


Fig. 4

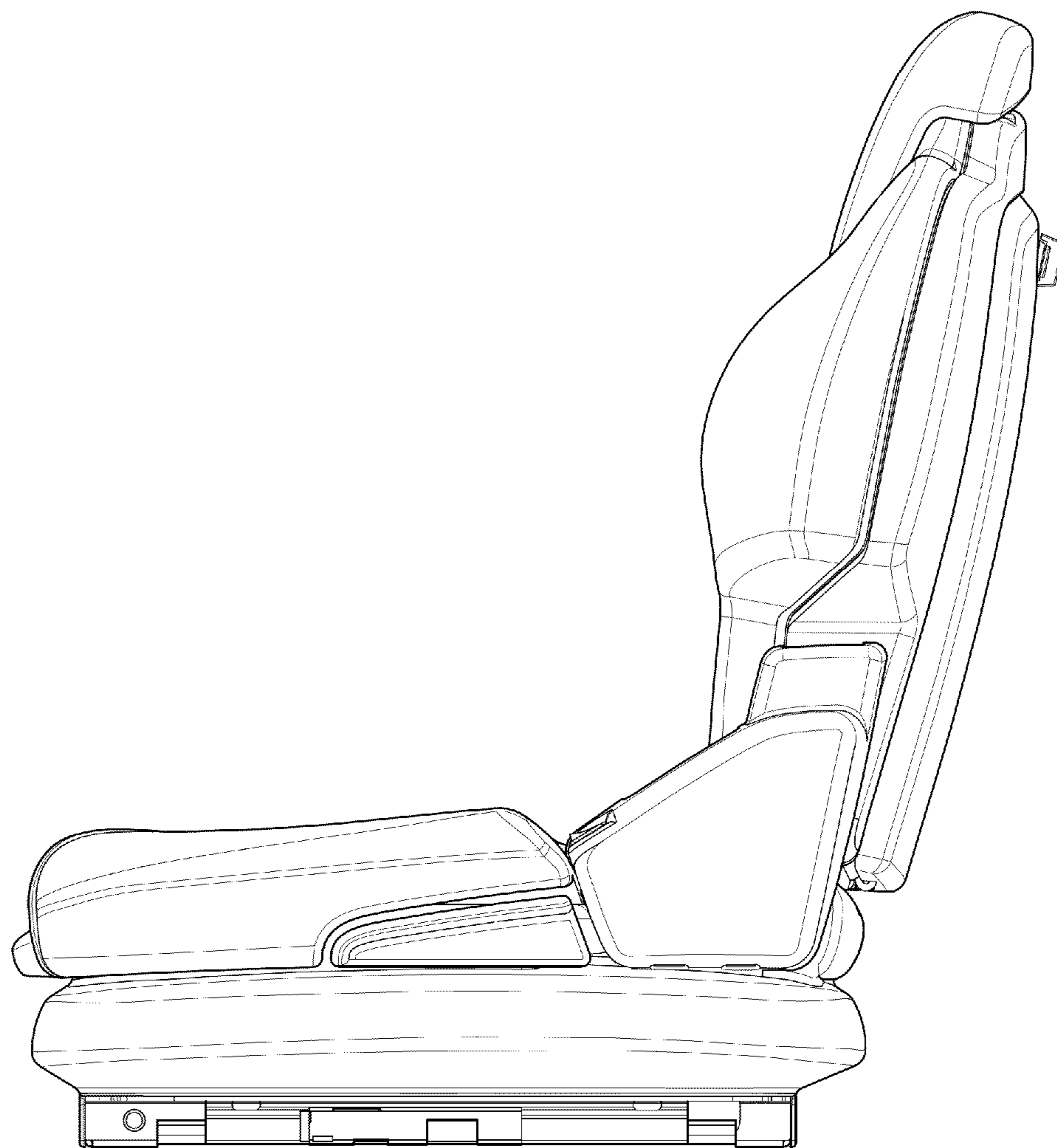


Fig. 5

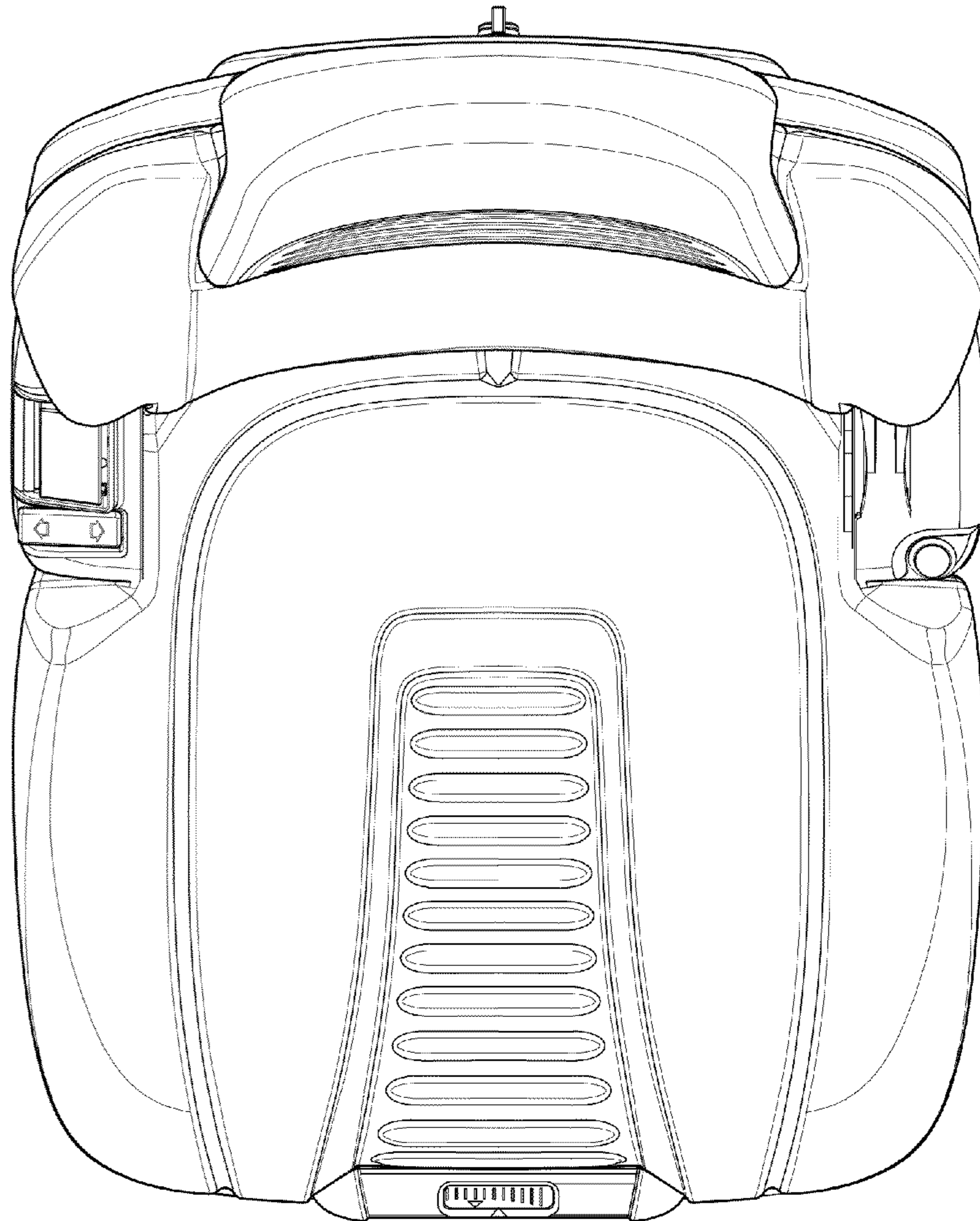


Fig. 6

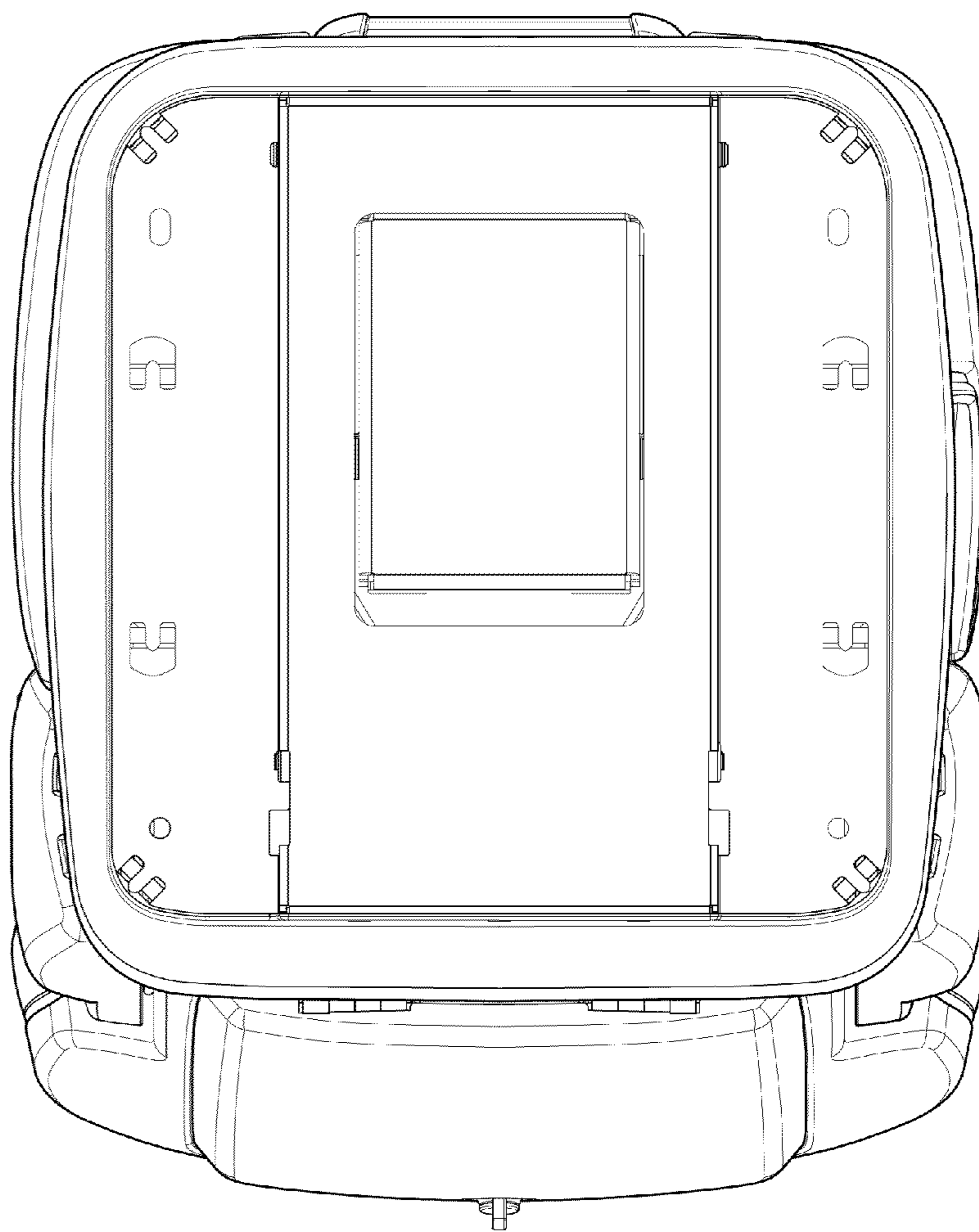


Fig. 7