

US00D694531S

(12) **United States Design Patent**
Sofield et al.

(10) **Patent No.:** **US D694,531 S**
(45) **Date of Patent:** **** Dec. 3, 2013**

(54) **FURNITURE**

(76) Inventors: **William Sofield**, New York, NY (US);
Thomas Pheasant, Washington, DC
(US); **Clodagh Aubry**, New York, NY
(US); **Brendan Keim**, Brooklyn, NY
(US); **Katie Miller**, Brooklyn, NY (US)

(**) Term: **14 Years**

(21) Appl. No.: **29/429,012**

(22) Filed: **Aug. 6, 2012**

Related U.S. Application Data

(62) Division of application No. 29/396,619, filed on Jul. 1, 2011, now Pat. No. Des. 664,778, which is a division of application No. 29/350,984, filed on Nov. 25, 2009, now Pat. No. Des. 643,224.

(51) **LOC (9) Cl.** **06-01**

(52) **U.S. Cl.**
USPC **D6/349**

(58) **Field of Classification Search**
USPC D6/334, 335, 337, 374, 379, 380, 381,
D6/491, 492, 495, 500-502; 297/118,
297/300.1, 302.1, 311, 313, 353, 354.1,
297/445.1, 446.1, 446.2, 447.4, 464, 465,
297/900, DIG. 2, DIG. 7; 5/12.1, 12.2
See application file for complete search history.

(56) **References Cited**

U.S. PATENT DOCUMENTS

D177,454 S * 4/1956 Young D6/334
3,002,787 A 10/1961 Ziegenfuss
D213,190 S * 1/1969 Watari D6/334
D225,496 S * 12/1972 Rice D6/334
D245,953 S 10/1977 Mathur
D250,075 S 10/1978 Petersen
D284,812 S 7/1986 Culler

D286,587 S 11/1986 Culler
D315,454 S * 3/1991 Hamilton D6/334
D317,683 S * 6/1991 Giorgetti D6/379
D327,583 S 7/1992 Dettinger
D334,482 S * 4/1993 Tarlow D6/334
D336,165 S 6/1993 Tihany
D337,450 S 7/1993 Dettinger
D358,493 S 5/1995 Ginat
D358,499 S 5/1995 MacGuire
D364,743 S * 12/1995 Lewis D6/334
D380,095 S 6/1997 Diaz-Azcuy
D380,105 S 6/1997 Diaz-Azcuy
D380,307 S 7/1997 Diaz-Azcuy
D380,308 S 7/1997 Diaz-Azcuy
D380,309 S 7/1997 Diaz-Azcuy
D380,310 S 7/1997 Diaz-Azcuy
D380,311 S 7/1997 Diaz-Azcuy
D380,312 S 7/1997 Diaz-Azcuy
D383,010 S 9/1997 Mourgue
D386,909 S 12/1997 Mourgue
D386,912 S 12/1997 Diaz-Azcuy
D388,965 S 1/1998 Mourgue
D390,031 S 2/1998 Diaz-Azcuy

(Continued)

Primary Examiner — Sandra Snapp

(74) *Attorney, Agent, or Firm* — Merchant & Gould P.C.

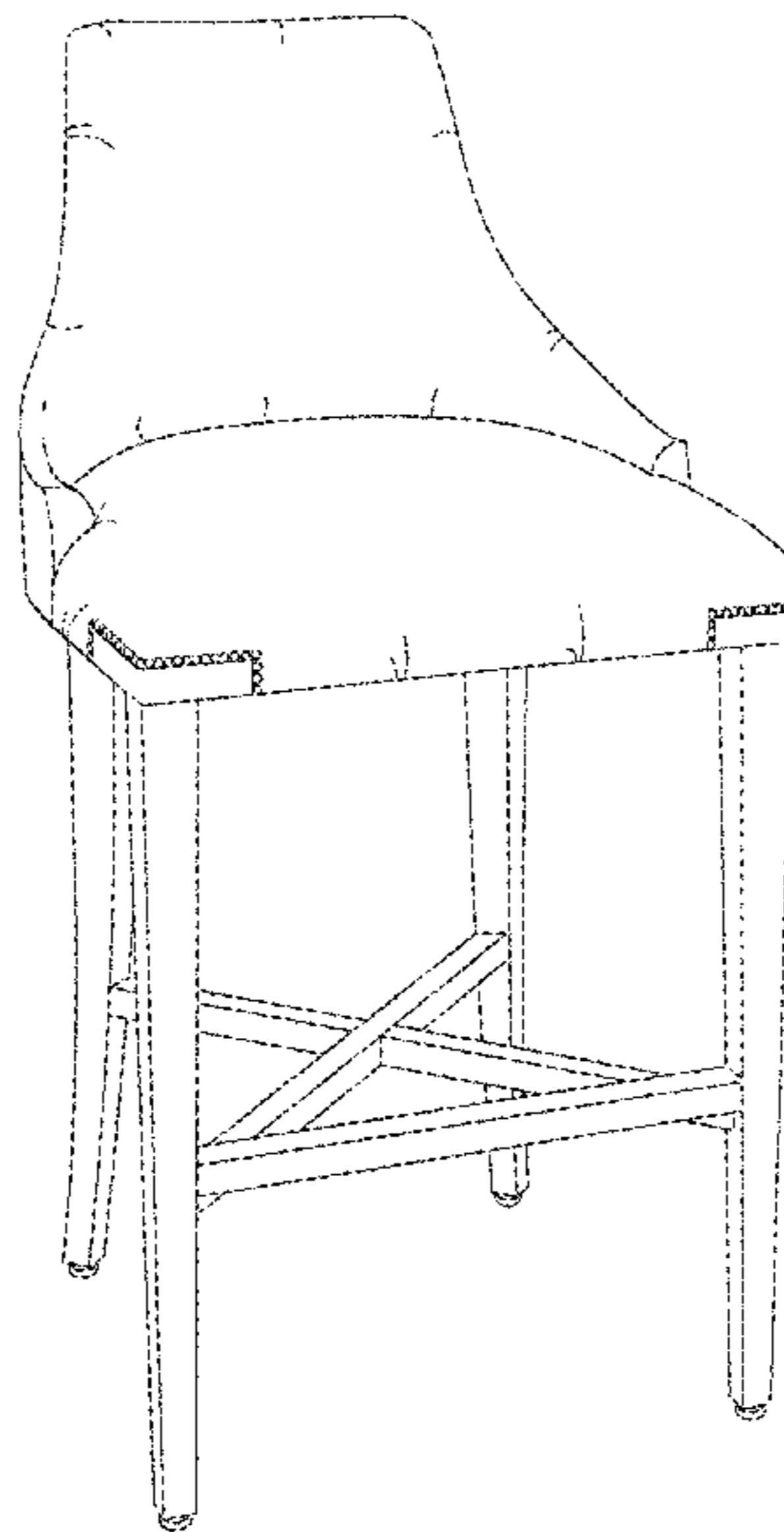
(57) **CLAIM**

The ornamental design for furniture, as shown and described.

DESCRIPTION

FIG. 1 is a front perspective view of furniture showing our new design;
FIG. 2 is a rear perspective view thereof;
FIG. 3 is a front elevational view thereof;
FIG. 4 is a rear elevational view thereof;
FIG. 5 is a left side elevational view thereof, a right side elevational view not being shown as it is a mirror image thereof; and,
FIG. 6 is a top plan view thereof.

1 Claim, 6 Drawing Sheets



(56)

References Cited

U.S. PATENT DOCUMENTS

D395,174 S	6/1998	Diaz-Azcuy	
D411,693 S	6/1999	Navone	
D412,408 S	8/1999	Navone	
D413,448 S	9/1999	Navone	
D421,853 S *	3/2000	Black	D6/369
D422,156 S	4/2000	Black	
D422,422 S	4/2000	Black	
D422,804 S *	4/2000	Tarlow	D6/369
D430,973 S	9/2000	Frankel et al.	
D431,117 S	9/2000	Hutton	
D431,118 S *	9/2000	Hutton	D6/334
D431,119 S *	9/2000	Hutton	D6/369
D434,233 S	11/2000	Frankel et al.	
D443,150 S	6/2001	Hutton	
D450,944 S	11/2001	Shepard et al.	
D455,276 S *	4/2002	Hutton	D6/334
D466,313 S *	12/2002	Hutton	D6/334
D473,723 S	4/2003	Pesso	
D477,720 S *	7/2003	Diaz-Azcuy	D6/369
D488,310 S *	4/2004	Berry et al.	D6/334
D488,933 S *	4/2004	Neggars	D6/334
D495,512 S	9/2004	Diaz-Azcuy	
D495,518 S	9/2004	Ricci	
D499,265 S	12/2004	Ricci	
D505,034 S *	5/2005	Barry	D6/502
D508,786 S	8/2005	Natuzzi	
D509,370 S	9/2005	Natuzzi	
D532,617 S	11/2006	Frinier	
D536,183 S *	2/2007	Schmitt	D6/334
D536,541 S	2/2007	Kreiss	
D537,263 S *	2/2007	Berry et al.	D6/381
D538,054 S	3/2007	Lissoni	
D539,551 S	4/2007	Ovesen	
D546,570 S	7/2007	Kreiss	
D549,470 S	8/2007	Hutton	
D554,387 S	11/2007	Nicoletti	
D555,368 S *	11/2007	Wieland et al.	D6/334
D564,774 S	3/2008	Woods et al.	
D565,309 S *	4/2008	Cramer et al.	D6/334
D576,410 S *	9/2008	Doyle	D6/334
D579,217 S *	10/2008	Cramer et al.	D6/334
D596,414 S	7/2009	Natuzzi	
D597,333 S	8/2009	Kirar	
D603,613 S *	11/2009	Wilson	D6/334
D654,729 S *	2/2012	Starck et al.	D6/500
D657,148 S *	4/2012	Ciani et al.	D6/334

* cited by examiner

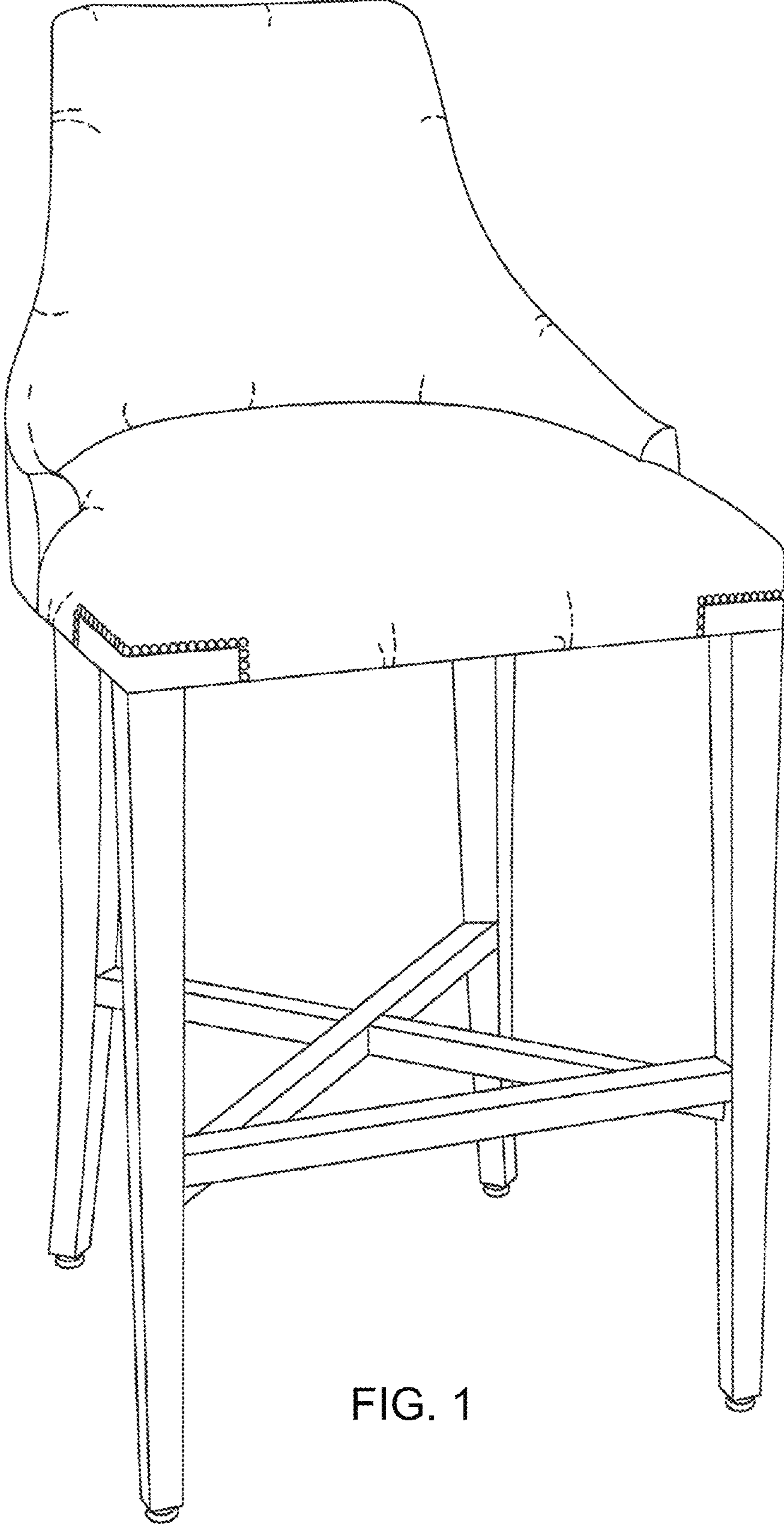
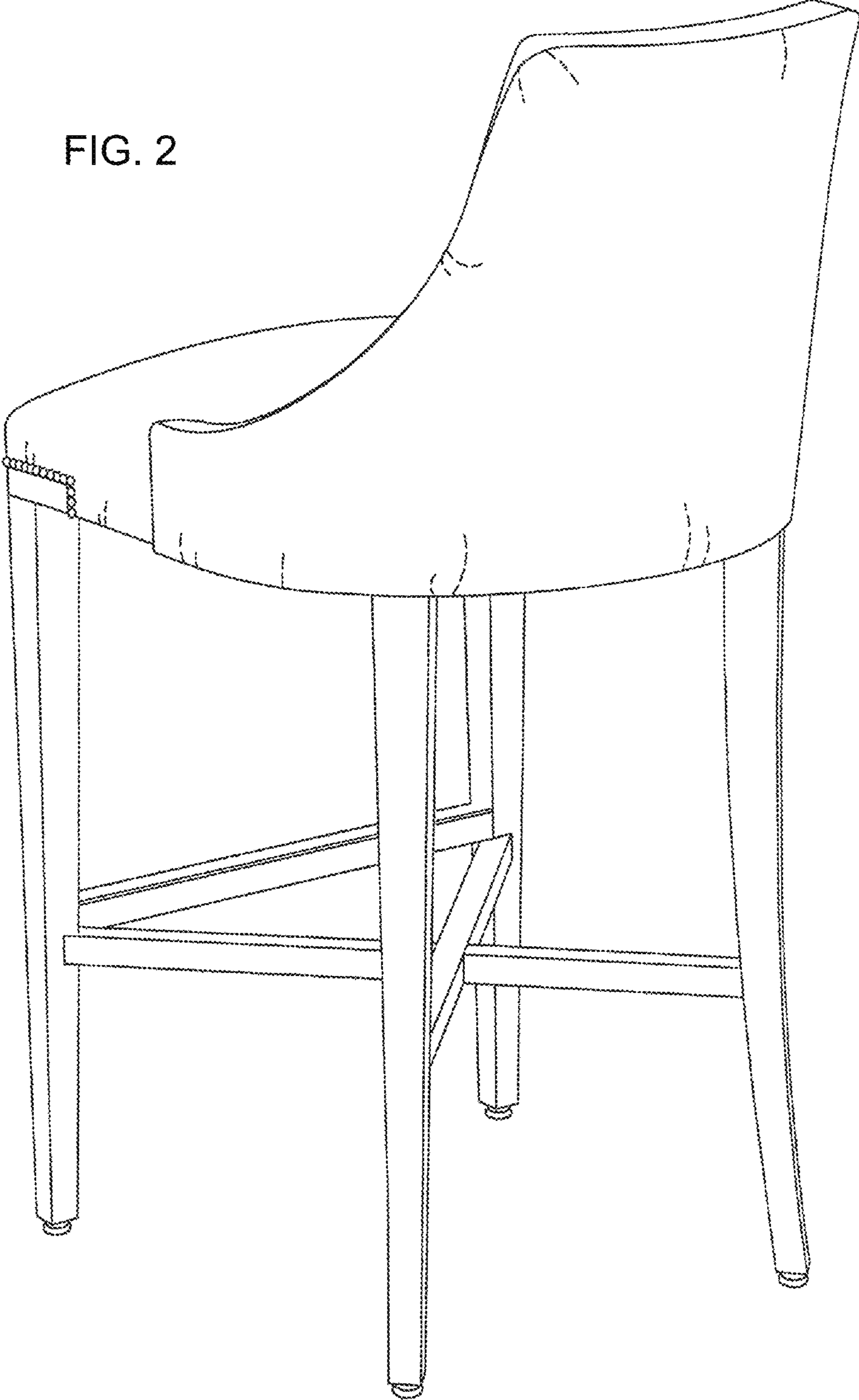


FIG. 1

FIG. 2



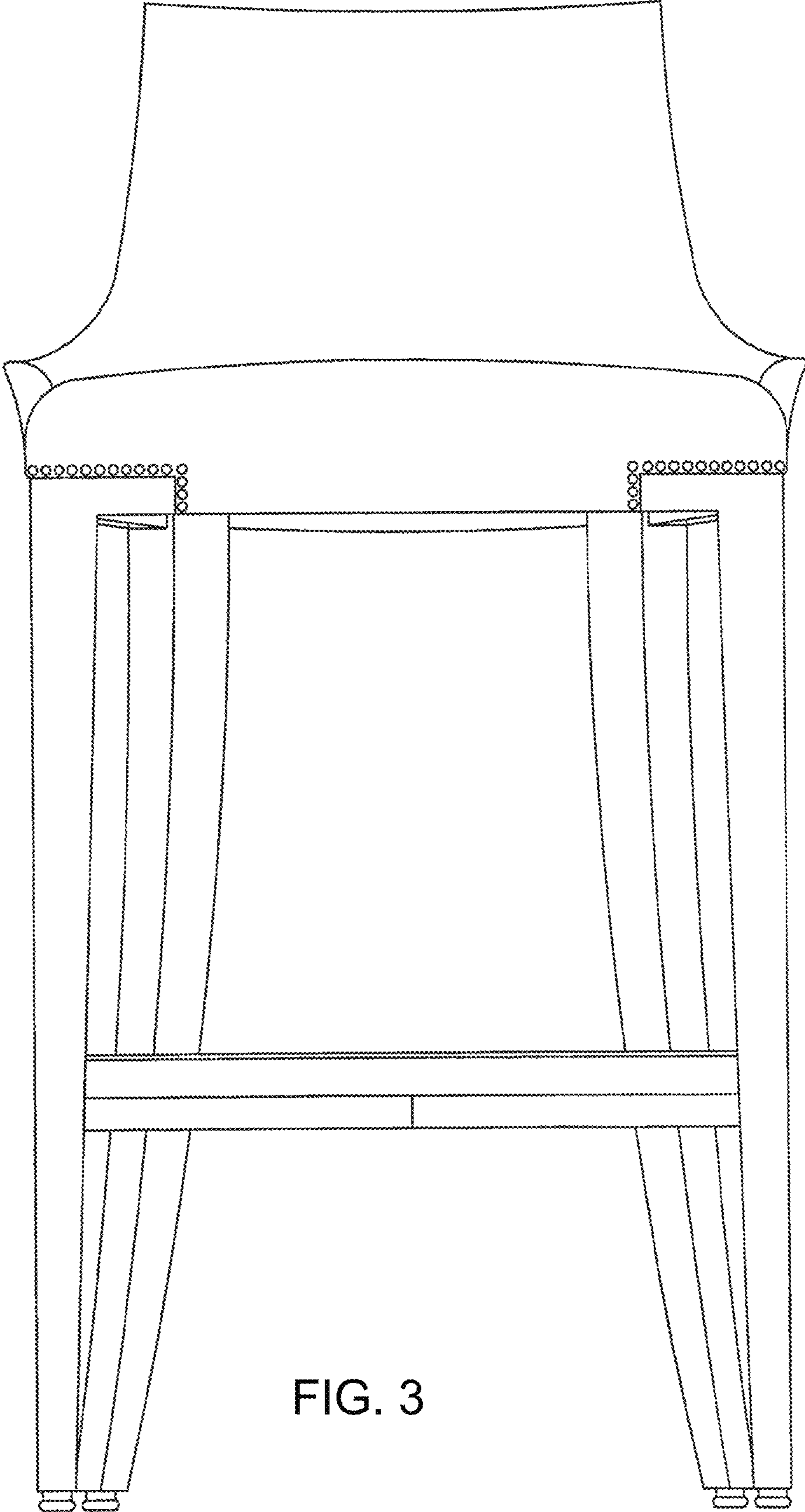


FIG. 3




FIG. 4

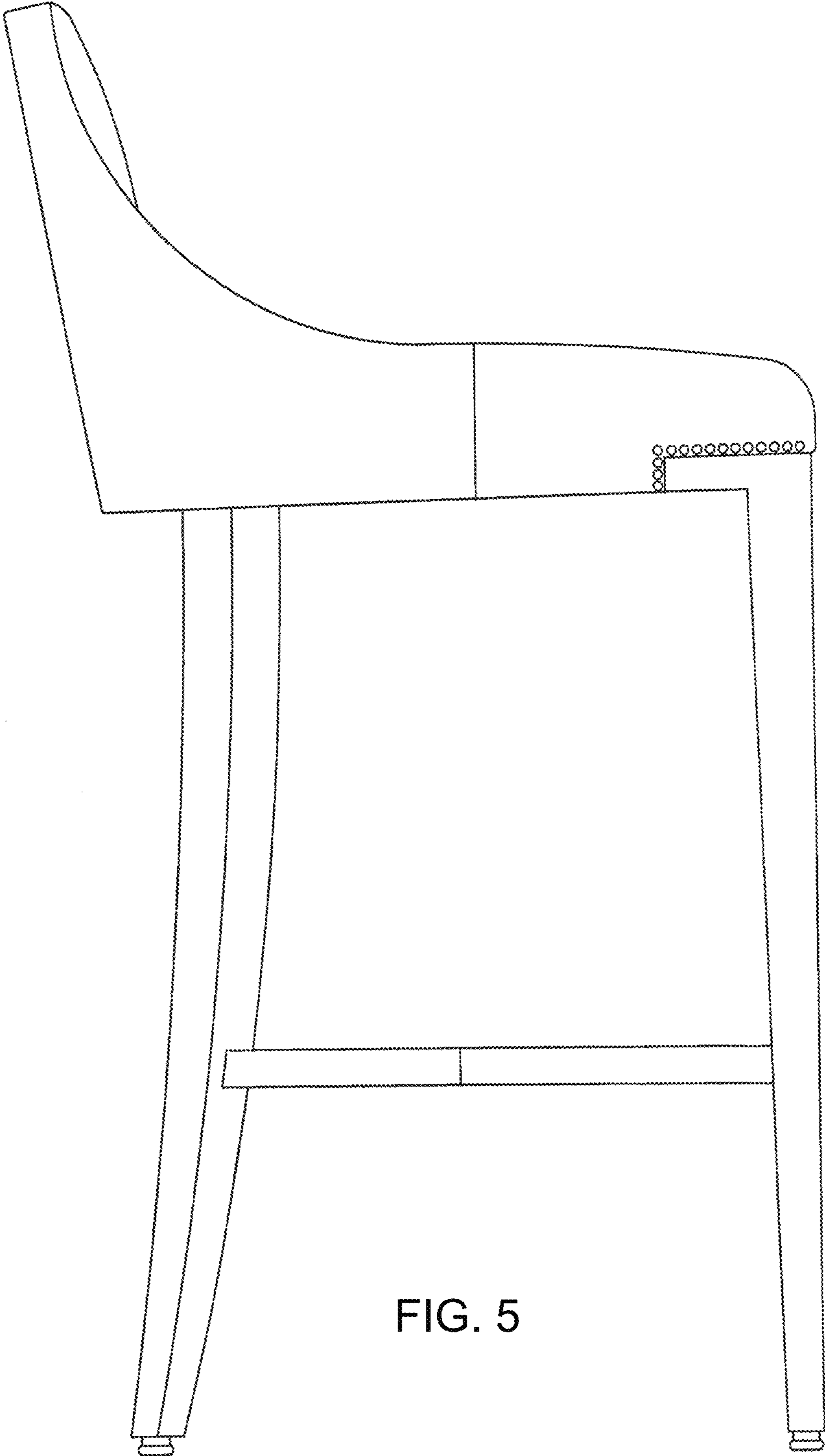


FIG. 5

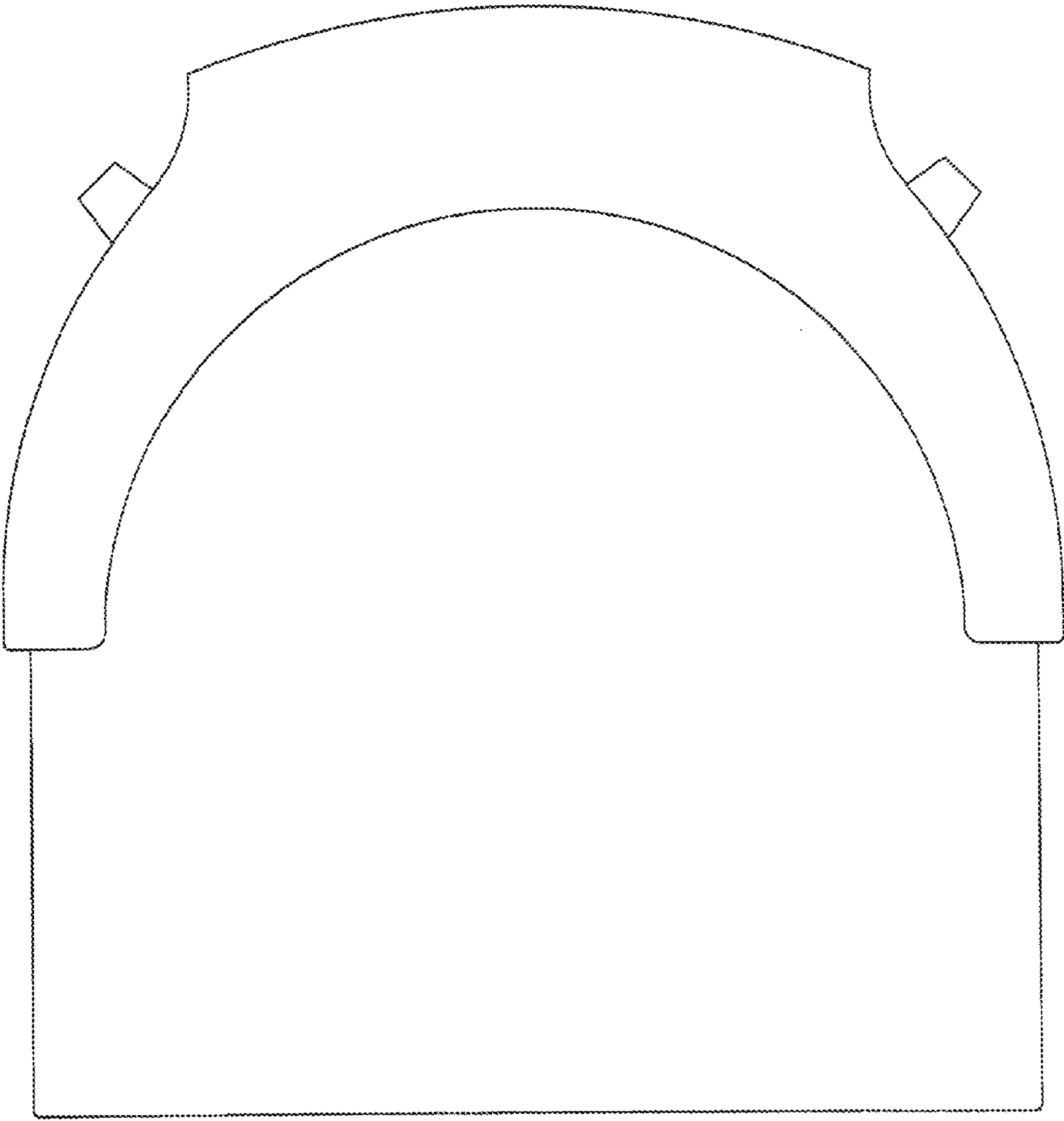


FIG. 6