

US00D694520S

(12) **United States Design Patent**
Khazal

(10) **Patent No.:** **US D694,520 S**

(45) **Date of Patent:** **** Dec. 3, 2013**

- (54) **RACQUET EQUIPMENT BAG**
- (75) Inventor: **Saud Khazal**, Milwaukee, WI (US)
- (73) Assignee: **Wilson Sporting Goods Co.**, Chicago, IL (US)
- (**) Term: **14 Years**
- (21) Appl. No.: **29/388,643**
- (22) Filed: **Mar. 31, 2011**
- (51) **LOC (9) Cl.** **03-01**
- (52) **U.S. Cl.**
USPC **D3/256**
- (58) **Field of Classification Search**
USPC D3/256, 217, 221, 254, 289, 233, 287,
D3/273; 206/315.1, 315.9; 190/103, 100,
190/126, 127, 115; 150/117, 163
See application file for complete search history.

D465,528 S	11/2002	Pfannenber	D20/11
D475,196 S	6/2003	VanSkiver et al.	D3/262
D482,520 S	11/2003	Izen et al.	D3/204
6,644,475 B2 *	11/2003	Wilson et al.	206/522
D488,920 S *	4/2004	Izen et al.	D3/204
D489,527 S *	5/2004	Izen et al.	D3/204
D498,056 S	11/2004	Moon	D3/321
D501,992 S	2/2005	Renahan et al.	D3/255
D501,993 S	2/2005	Renahan et al.	D3/255
D507,878 S	8/2005	Kavovit	D3/289
D510,190 S	10/2005	Fenton et al.	D3/321
D520,735 S	5/2006	Izen et al.	D3/204
D531,411 S	11/2006	Fenton et al.	D3/321

(Continued)

Primary Examiner — John Windmuller

(74) *Attorney, Agent, or Firm* — Terence P. O'Brien

(57) **CLAIM**

I claim the ornamental design for a racquet equipment bag, as shown and described.

DESCRIPTION

FIG. 1 is a top, side perspective view of a racquet equipment bag;

FIG. 2 is a first side view of the racquet equipment bag of FIG. 1;

FIG. 3 is a second side view of the racquet equipment bag of FIG. 1;

FIG. 4 is a top view of the racquet equipment bag of FIG. 1;

FIG. 5 is a bottom view of the racquet equipment bag of FIG. 1;

FIG. 6 is a first end view of the racquet equipment bag of FIG. 1; and,

FIG. 7 is a second end view of the racquet equipment bag of FIG. 1.

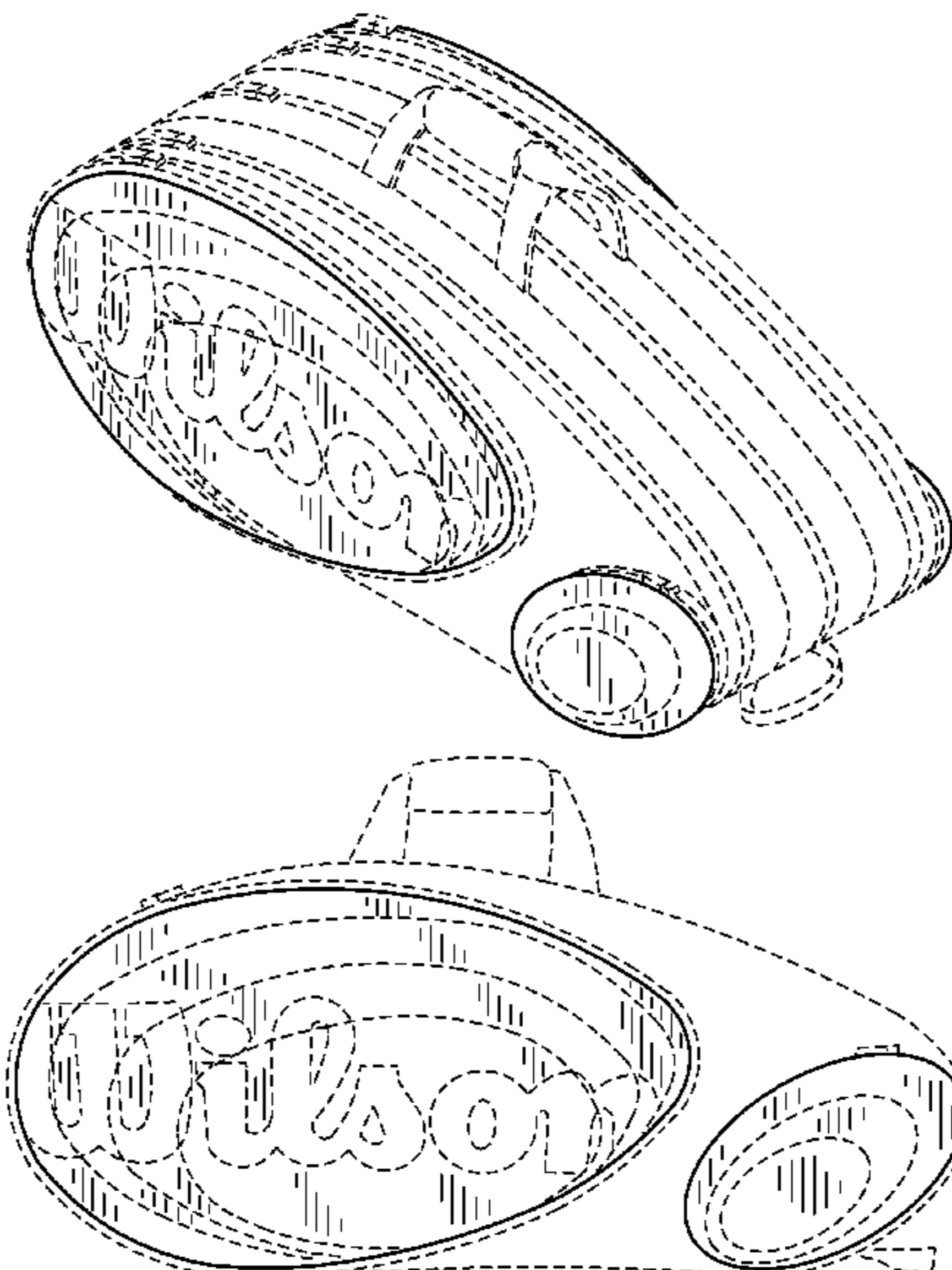
The ornamental design that is claimed is shown in solid lines in the drawings: The broken (dashed) lines shown in FIGS. 1 through 7 are included for the purpose of illustrating environmental elements only and form no part of the claimed design.

1 Claim, 4 Drawing Sheets

(56) **References Cited**

U.S. PATENT DOCUMENTS

D123,400 S	11/1940	Hinson	D3/290
D205,363 S	7/1966	Penna	D3/255
D211,311 S	6/1968	Christen	D3/282
D220,861 S *	6/1971	Brefka et al.	D3/256
D230,662 S	3/1974	Katz	D3/283
D232,271 S	7/1974	Glantz et al.	D3/256
D238,011 S *	12/1975	Canton	D3/256
D255,508 S *	6/1980	Hughes	D3/256
D339,684 S	9/1993	Cislo	D3/282
D361,427 S	8/1995	Taguchi et al.	D3/254
D363,599 S *	10/1995	Gaffin	D3/246
D367,173 S	2/1996	Trihus	D3/317
D375,202 S	11/1996	Vermillion et al.	D3/318
D382,397 S	8/1997	Wu	D3/255
D387,628 S	12/1997	Keene	D7/607
D412,060 S	7/1999	Reimers	D3/255
D422,137 S	4/2000	Reimers	D3/255
D434,900 S	12/2000	Spence, Jr. et al.	D3/279
D453,875 S	2/2002	Schmitt, Jr.	D3/255



(56)

References Cited

U.S. PATENT DOCUMENTS

D539,034 S 3/2007 Friedman D3/271.9
D541,016 S 4/2007 Rudnick et al. D2/946
D543,350 S 5/2007 Sanderson D3/204
D557,899 S 12/2007 Chang D3/318
D570,115 S 6/2008 Lyons et al. D3/321
D570,602 S 6/2008 Lyons et al. D3/218

D571,104 S 6/2008 Lyons et al. D3/218
D572,093 S 7/2008 Lown et al. D7/709
D572,477 S * 7/2008 Young D3/271.11
7,395,930 B2 * 7/2008 Tauchen 206/579
D586,559 S 2/2009 Lyons et al. D3/318
D648,937 S * 11/2011 Ryan et al. D3/256
D653,852 S * 2/2012 Ryan et al. D3/256
D653,853 S * 2/2012 Ryan et al. D3/256

* cited by examiner

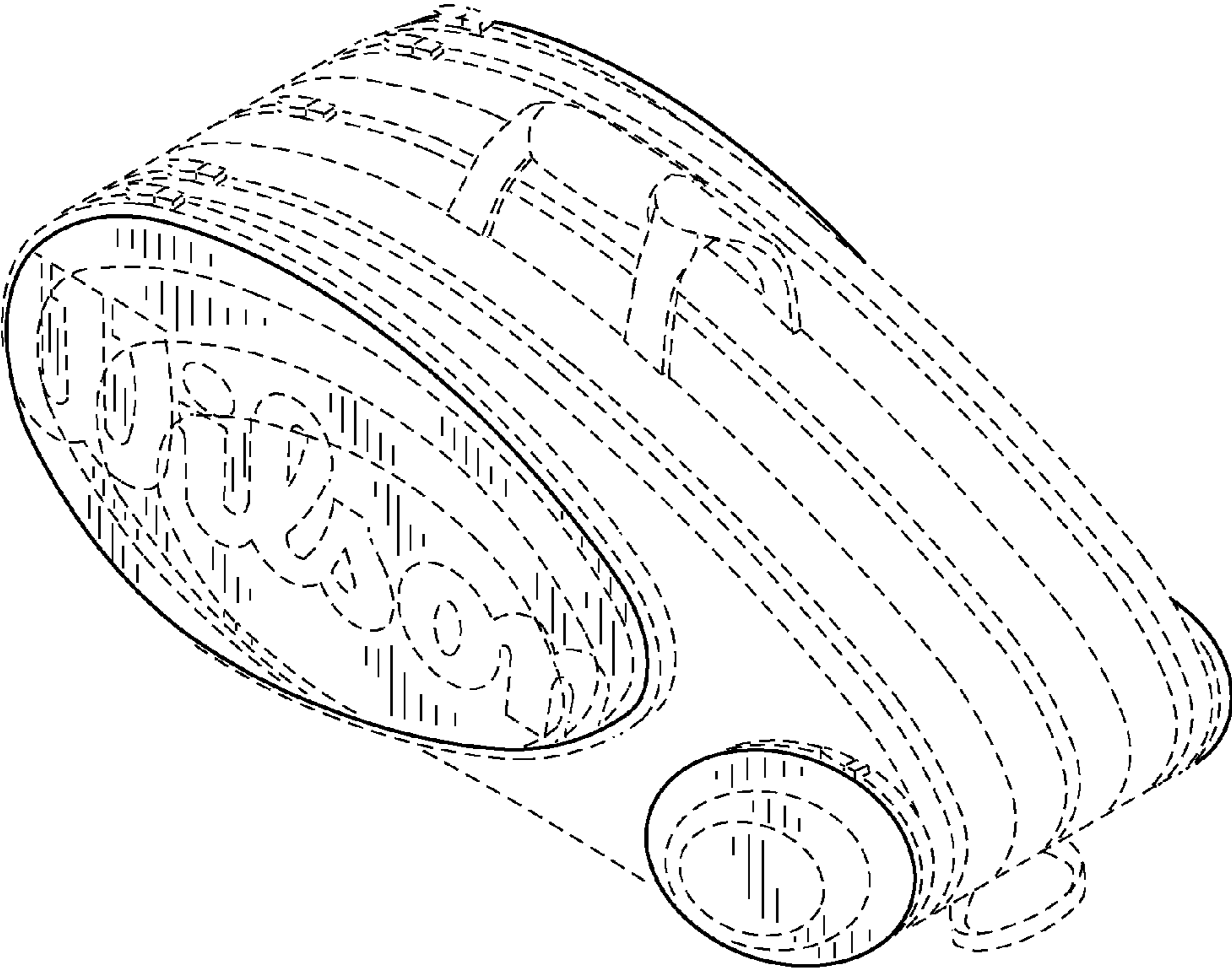


FIG. 1

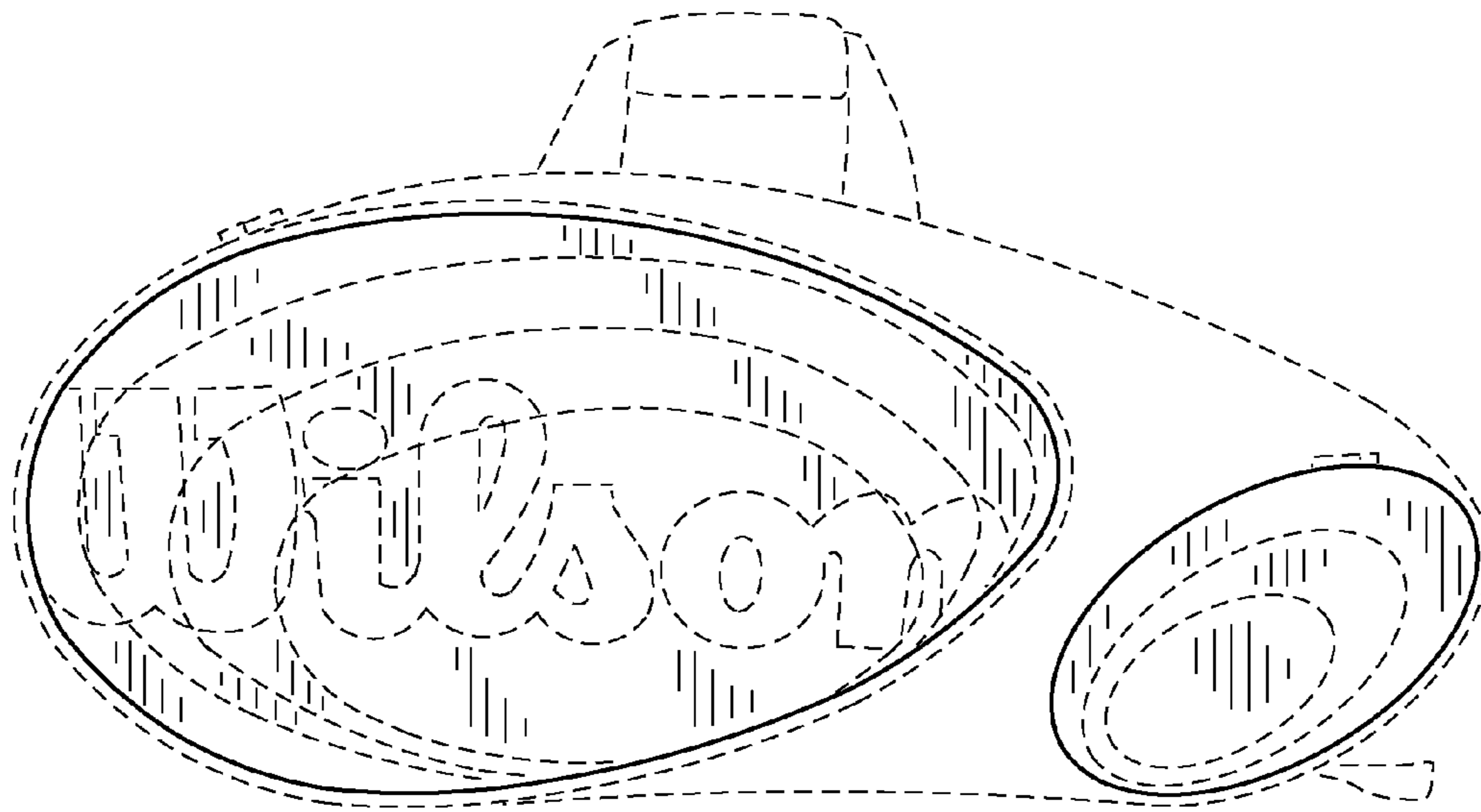


FIG. 2

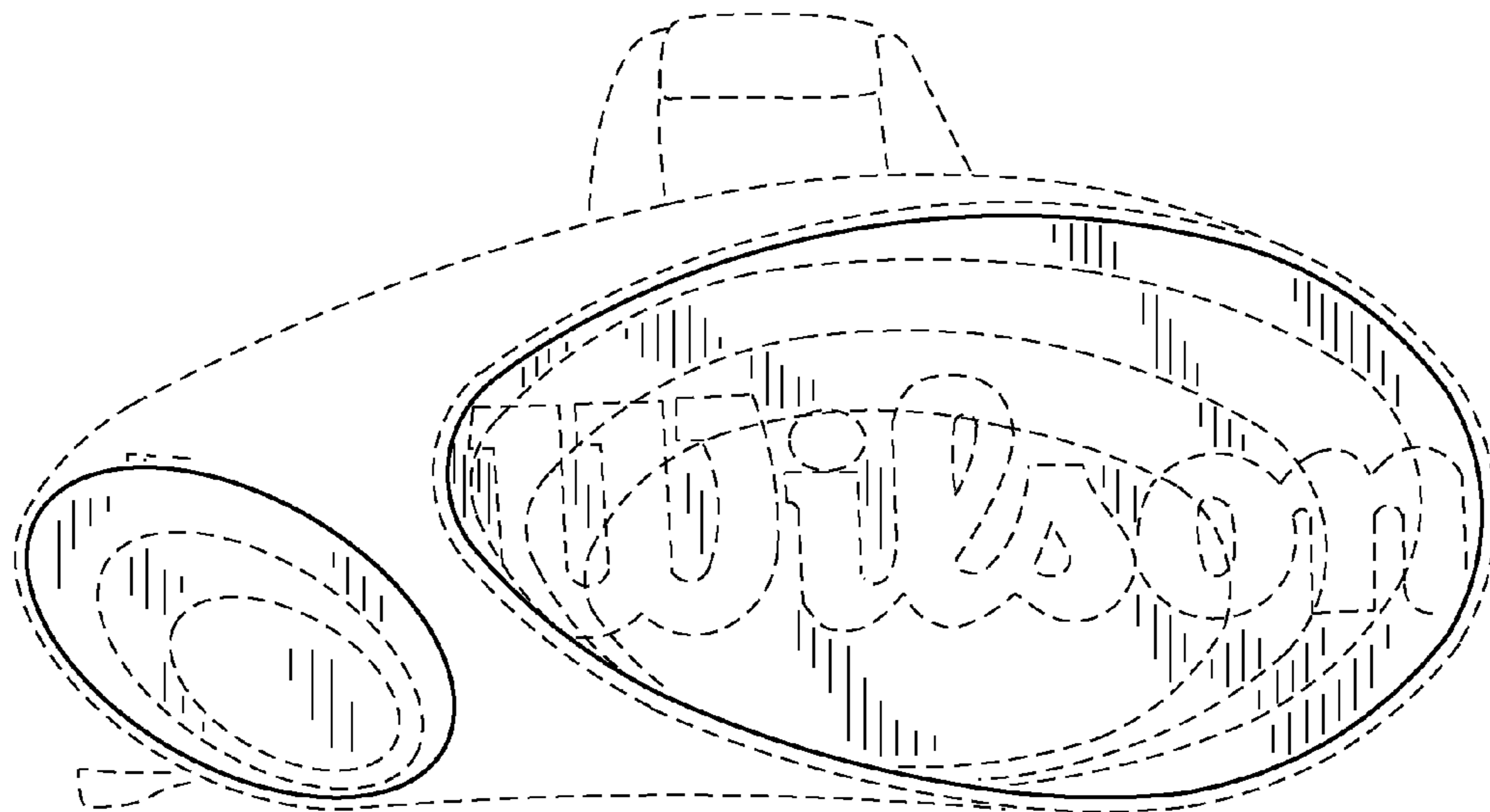


FIG. 3

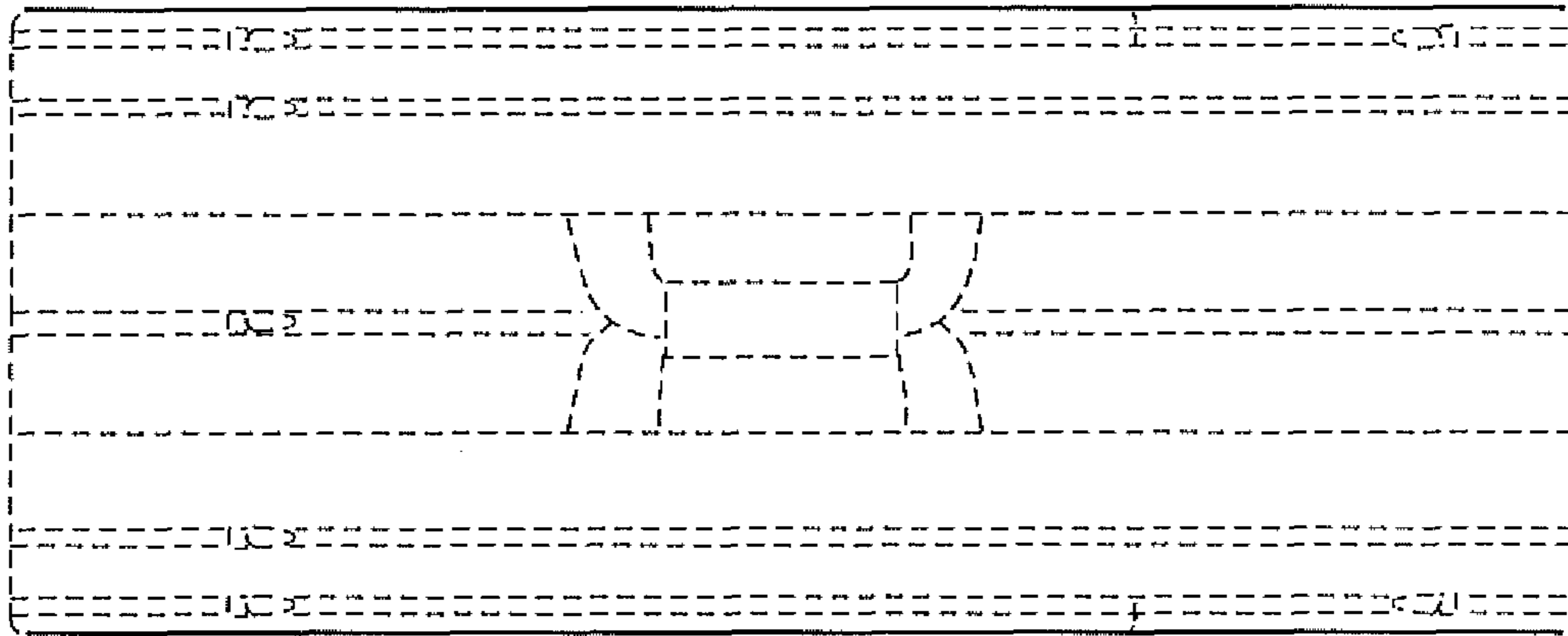


FIG. 4



FIG. 5

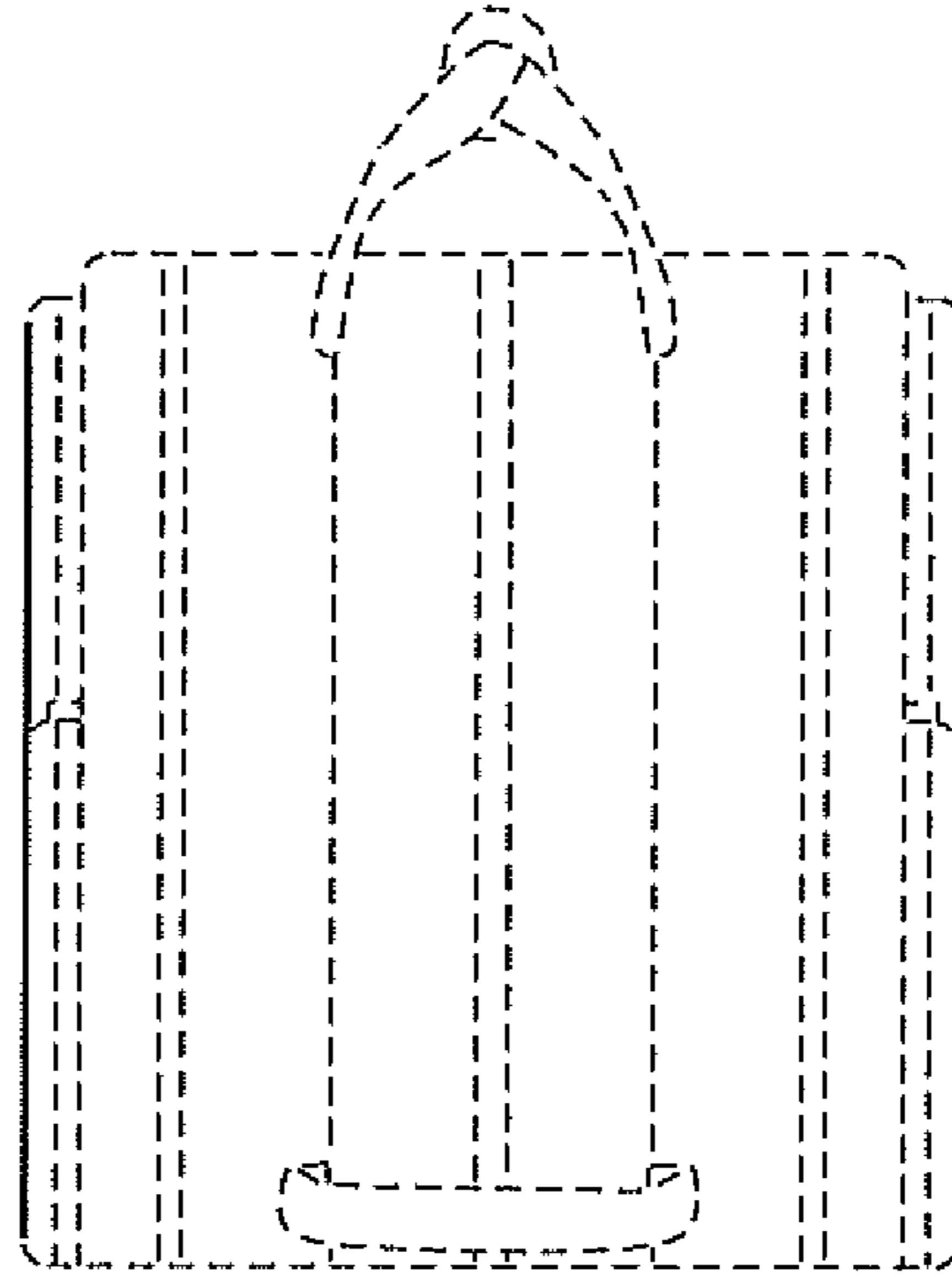


FIG. 6

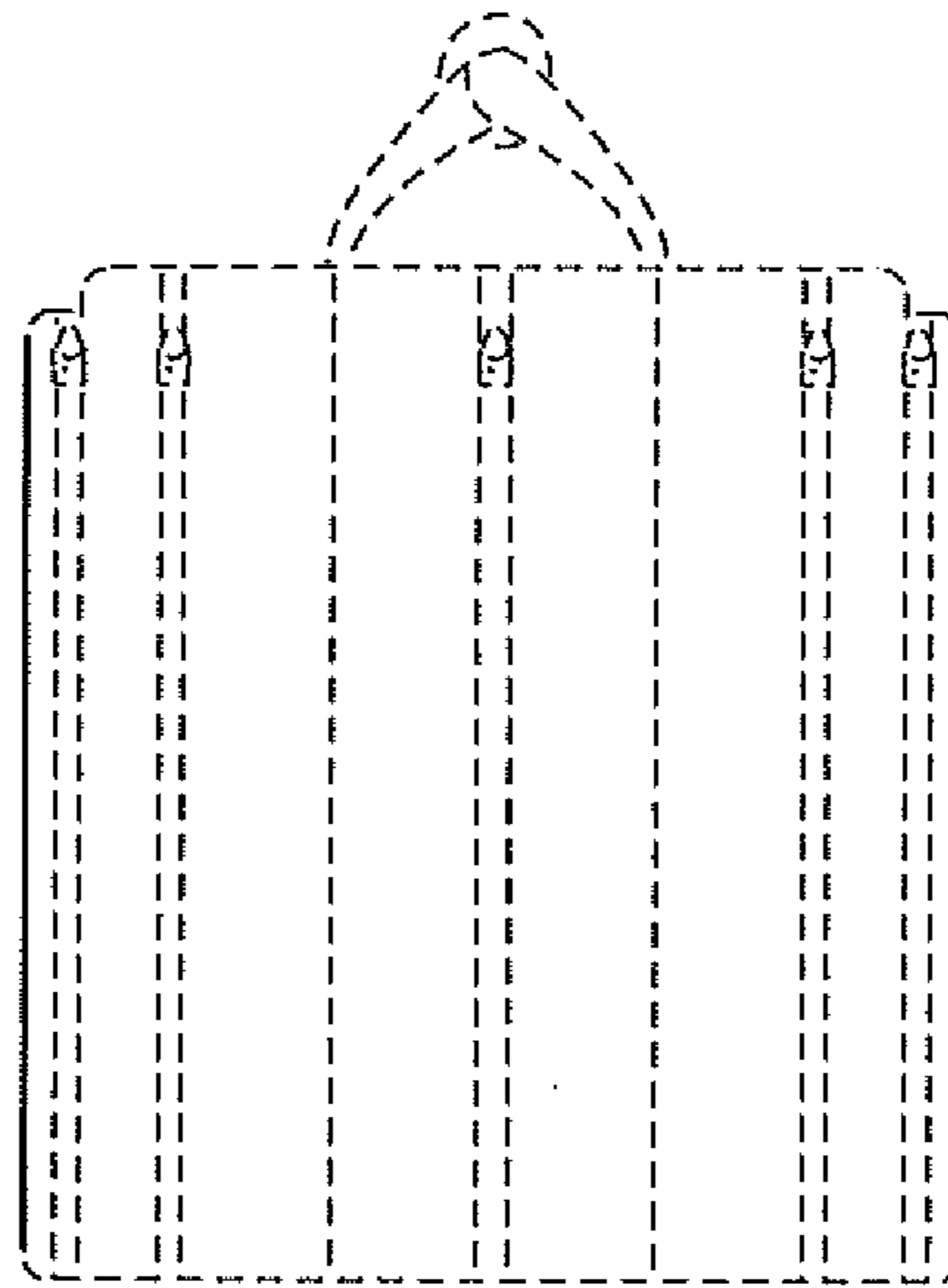


FIG. 7