

US00D694519S

(12) **United States Design Patent**
Hannon et al.

(10) **Patent No.:** **US D694,519 S**

(45) **Date of Patent:** **** Dec. 3, 2013**

(54) **HANDBAG**

(75) Inventors: **Lydia Hannon**, London (GB); **Laurence Kuster**, London (GB); **Simon Holloway**, London (GB)

(73) Assignee: **J. Choo Limited**, London (GB)

(**) Term: **14 Years**

(21) Appl. No.: **29/426,204**

(22) Filed: **Jul. 2, 2012**

(30) **Foreign Application Priority Data**

Mar. 14, 2012 (EM) 001318505-0001
Mar. 14, 2012 (EM) 001318505-0002

(51) **LOC (9) Cl.** **03-01**

(52) **U.S. Cl.**
USPC **D3/232**

(58) **Field of Classification Search**
USPC D3/232-243, 245-246; 150/100,
150/102-110, 113-114, 117-119
See application file for complete search history.

(56) **References Cited**

U.S. PATENT DOCUMENTS

D141,474 S 6/1945 Rath
D385,452 S * 10/1997 Marti D6/601
D572,468 S 7/2008 Nair
D582,154 S 12/2008 Gonzalez
D597,305 S 8/2009 Gonzalez
D672,414 S * 12/2012 Januszek D21/680

OTHER PUBLICATIONS

Design U.S. Appl. No. 29/426,088, filed Jun. 29, 2012, first named inventor is Laurence Kuster.

Design U.S. Appl. No. 29/426,078, filed Jun. 29, 2012, first named inventor is Laurence Kuster.

Design U.S. Appl. No. 29/426,052, filed Jun. 29, 2012, first named inventor is Laurence Kuster.

* cited by examiner

Primary Examiner — Holly Baynham

(74) *Attorney, Agent, or Firm* — Fross Zelnick Lehrman & Zissu, P.C.; Lawrence E. Apolzon, Esq.


(57) **CLAIM**

The ornamental design for a handbag, as shown and described.

DESCRIPTION

FIG. 1 is a front perspective view of a handbag showing my new design;
FIG. 2 is a front view of the handbag shown in FIG. 1;
FIG. 3 is a rear view of the handbag shown in FIG. 1;
FIG. 4 is a top view of the handbag shown in FIG. 1;
FIG. 5 is a right side view of the handbag shown in FIG. 1;
FIG. 6 is a left side view of the handbag shown in FIG. 1;
FIG. 7 is a front perspective view of the handbag shown in FIG. 1, with cuff and chain removed;
FIG. 8 is a front view of the handbag shown in FIG. 7;
FIG. 9 is a rear view of the handbag shown in FIG. 7;
FIG. 10 is a top view of the handbag shown in FIG. 7;
FIG. 11 is a right side view of the handbag shown in FIG. 7;
FIG. 12 is a left side view of the handbag shown in FIG. 7;
and,
FIG. 13 is a bottom view of the handbag shown in FIG. 7.
The cuff and chain have been removed from the photographic views of FIGS. 7-13 for clarity of illustration.

1 Claim, 13 Drawing Sheets






FIG. 1




FIG. 2




FIG. 3




FIG. 4



FIG. 5




FIG. 6




FIG. 7




FIG. 8




FIG. 9




FIG. 10




FIG. 11




FIG. 12




FIG. 13