

US00D694509S

(12) **United States Design Patent**
Miner

(10) **Patent No.:** **US D694,509 S**

(45) **Date of Patent:** **** Dec. 3, 2013**

(54) **SHOE UPPER**

- (71) Applicant: **NIKE, Inc.**, Beaverton, OR (US)
- (72) Inventor: **Mark C. Miner**, Portland, OR (US)
- (73) Assignee: **NIKE, Inc.**, Beaverton, OR (US)
- (**) Term: **14 Years**
- (21) Appl. No.: **29/456,634**
- (22) Filed: **May 31, 2013**
- (51) **LOC (9) Cl.** **02-99**
- (52) **U.S. Cl.**
USPC **D2/972**
- (58) **Field of Classification Search**
USPC D2/902, 906-908, 944, 946, 947, 962,
D2/969, 972-974; 36/45, 50.1, 77 M, 77 R,
36/83, 88, 113, 114, 126-131, 134
See application file for complete search history.

(56) **References Cited**

U.S. PATENT DOCUMENTS

D295,578 S	5/1988	Tong	
D430,725 S	9/2000	McDowell	
D498,583 S *	11/2004	Yun	D2/972
D499,250 S	12/2004	Smith	
D545,558 S	7/2007	McDowell	
D548,442 S *	8/2007	Hulbert	D2/969
D548,948 S *	8/2007	Hui	D2/972
D585,189 S	1/2009	Jarvis	
D610,340 S	2/2010	Cooper	
D617,543 S	6/2010	Henderson	
D649,763 S	12/2011	Chang	
D668,441 S	10/2012	Shaffer	
D668,858 S	10/2012	Shaffer	
D685,174 S *	7/2013	Pizzuti	D2/972

OTHER PUBLICATIONS

- Nike Footwear Catalog, 1989 Fall Footwear, p. 138, published Dec. 1988, NIKE, Inc., USA.
- Nike Footwear Catalog, 1997 Fall Footwear, p. 9, published Dec. 1996, NIKE, Inc., USA.
- Nike Footwear Catalog, 1999 Holiday: Men's and Women's Footwear, pp. W89 and W93, published Mar. 1999, NIKE, Inc., USA.
- Nike Footwear Catalog, 2005 Fall Footwear, pp. 113 and 142, published Nov. 2004, NIKE, Inc., USA.
- Nike Footwear Catalog, 2013 Fall: Womens Performance Footwear, p. 9, published Nov. 2012, NIKE, Inc., USA.
- Nike Footwear Catalog, 2013 Holiday: Core Footwear, pp. 3 and 20, published Feb. 2013, NIKE, Inc., USA.

* cited by examiner

Primary Examiner — Dominic Simone

(74) *Attorney, Agent, or Firm* — Banner & Witcoff, Ltd.

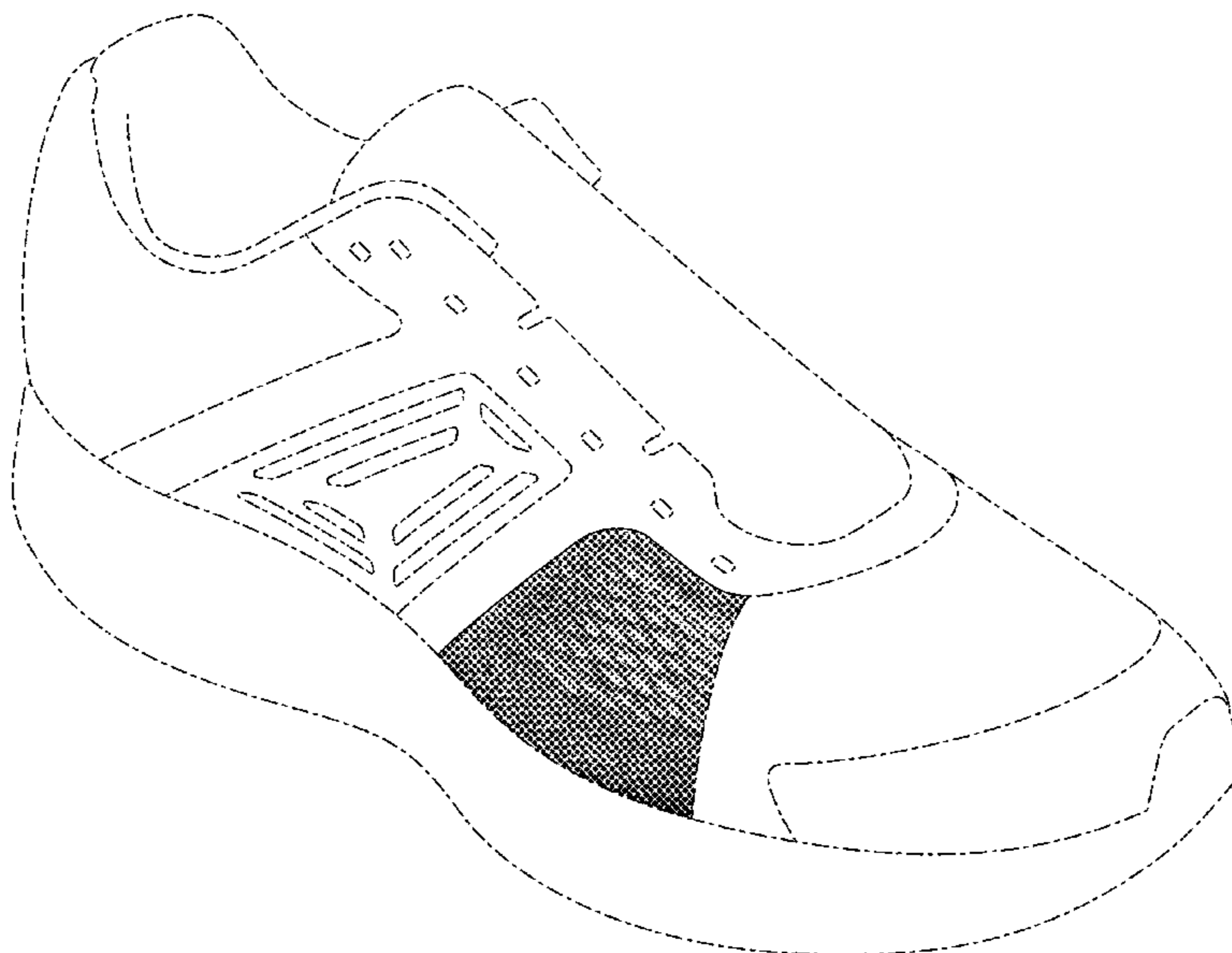
(57) **CLAIM**

The ornamental design for a shoe upper, as shown and described.

DESCRIPTION

FIG. 1 is a front perspective view of a shoe upper showing my new design;
 FIG. 2 is a side view thereof; and,
 FIG. 3 is a rear perspective view thereof.
 The broken lines immediately adjacent to the shaded area represent unclaimed boundaries of the design. The broken lines showing the remainder of the shoe are for environmental purposes only and form no part of the claimed design.

1 Claim, 3 Drawing Sheets



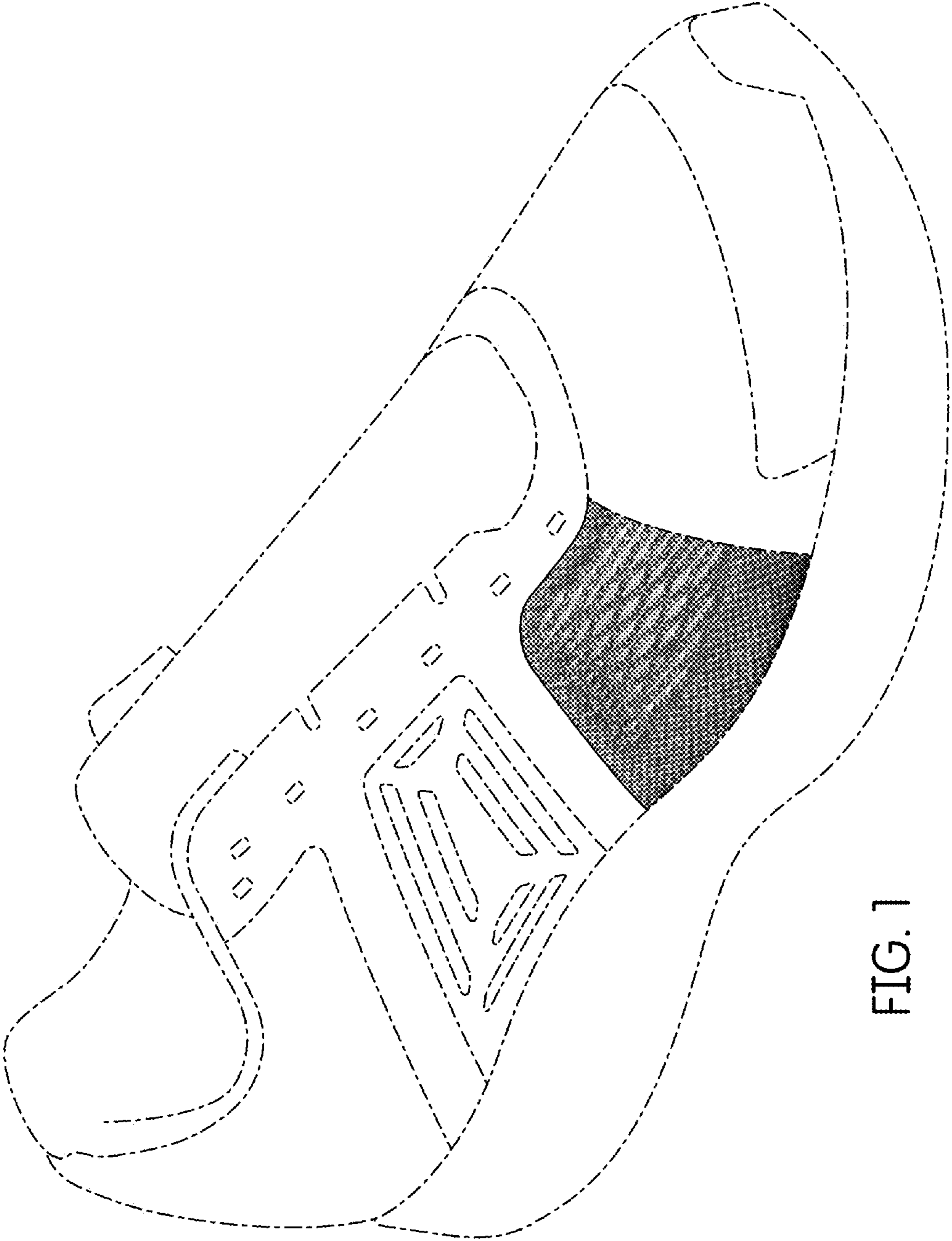


FIG. 1

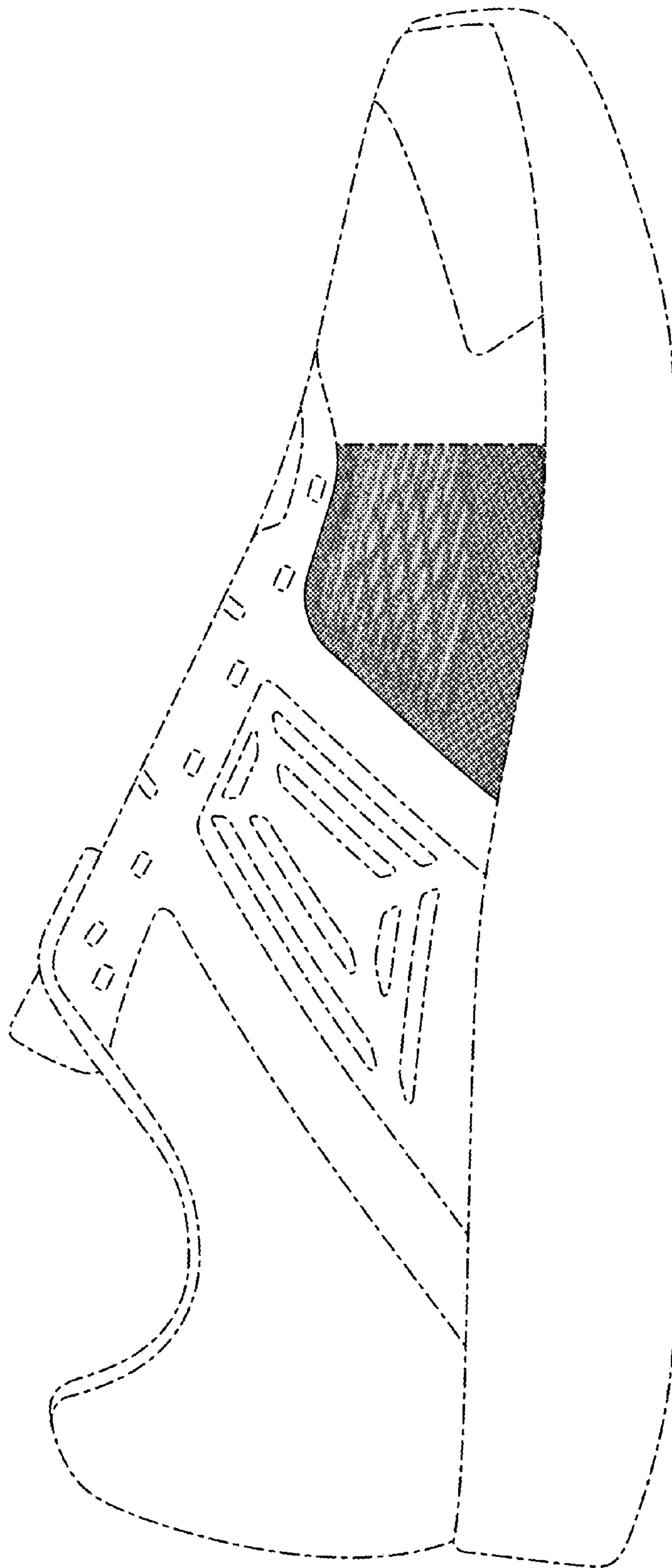


FIG. 2

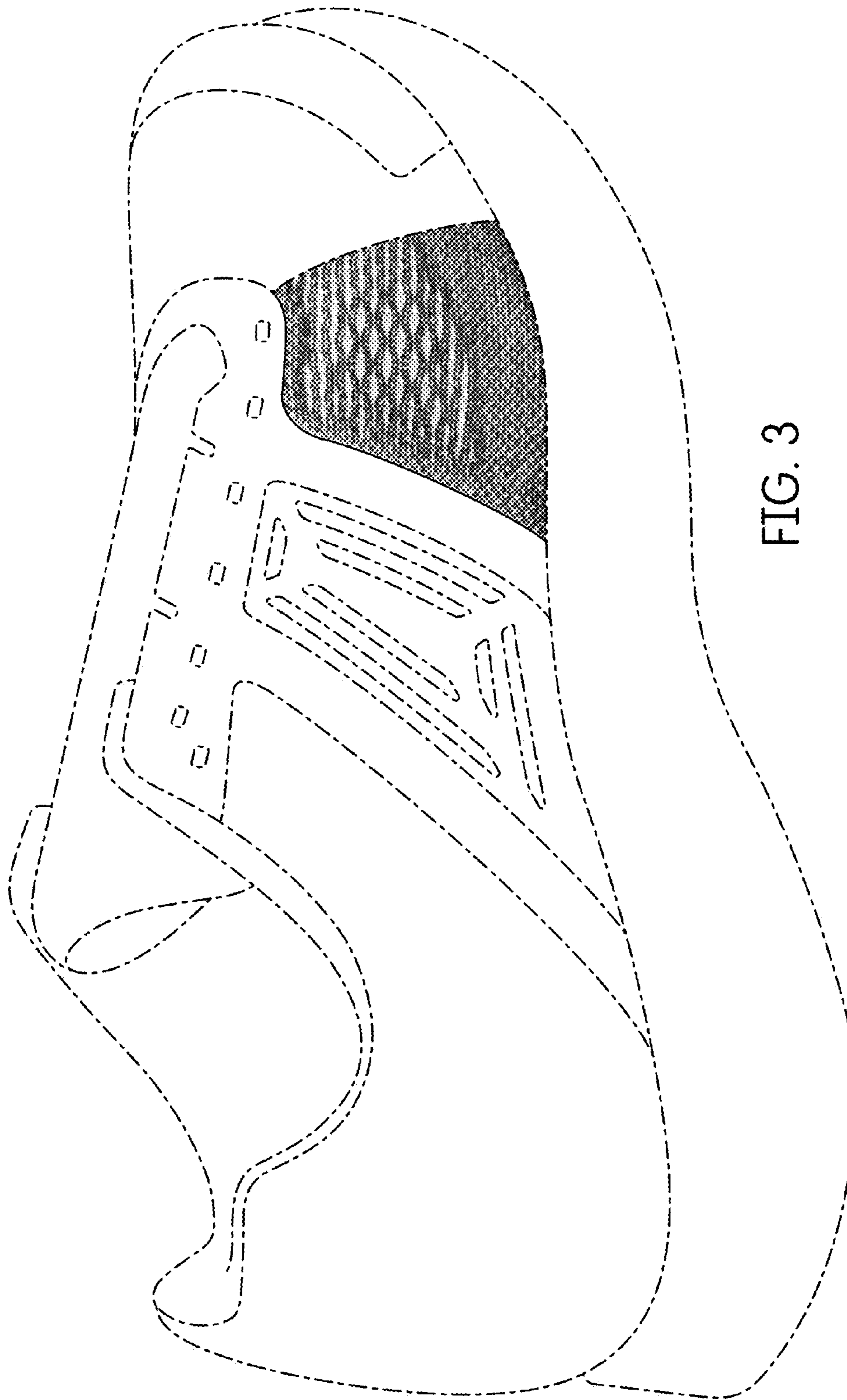


FIG. 3