

US00D694503S

(12) **United States Design Patent**
Lee

(10) **Patent No.:** **US D694,503 S**
(45) **Date of Patent:** **** Dec. 3, 2013**

(54) **CRAMPONS**

(76) Inventor: **Kyoung Su Lee**, Seoul (KR)

(**) Term: **14 Years**

(21) Appl. No.: **29/418,919**

(22) Filed: **Apr. 23, 2012**

(51) **LOC (9) Cl.** **02-99**

(52) **U.S. Cl.**
USPC **D2/962; D2/946**

(58) **Field of Classification Search**
USPC D2/896, 946, 962, 906, 907, 908, 963;
36/113, 114, 122, 124-136, 59 R, 61,
36/62, 64, 65, 66, 67 R, 67 A, 67 B, 67 C,
36/67 D, 59 A, 59 B, 59 C, 59 D, 7.6, 7.7
See application file for complete search history.

(56) **References Cited**

U.S. PATENT DOCUMENTS

1,408,730	A *	3/1922	Grein	36/7.6
1,437,258	A *	11/1922	Miller	36/62
1,607,450	A *	11/1926	Eubank	36/62
2,450,768	A *	10/1948	Pulver	36/7.6
2,532,485	A *	12/1950	Dowling	36/59 R
2,538,182	A *	1/1951	Young	36/7.6
4,525,939	A *	7/1985	McNeil et al.	36/7.6

D313,111	S *	12/1990	McKinstry	D2/962
D376,255	S *	12/1996	Ehmann	D2/962
5,909,945	A *	6/1999	Noy	36/7.6
6,964,118	B2 *	11/2005	Parisotto et al.	36/7.6
6,966,127	B2 *	11/2005	Petzl et al.	36/7.6
7,428,788	B2 *	9/2008	Choi	36/59 R
D655,903	S *	3/2012	Kang et al.	D2/962
2003/0106243	A1 *	6/2003	Tucker	36/62

* cited by examiner

Primary Examiner — Elizabeth J Oswecki

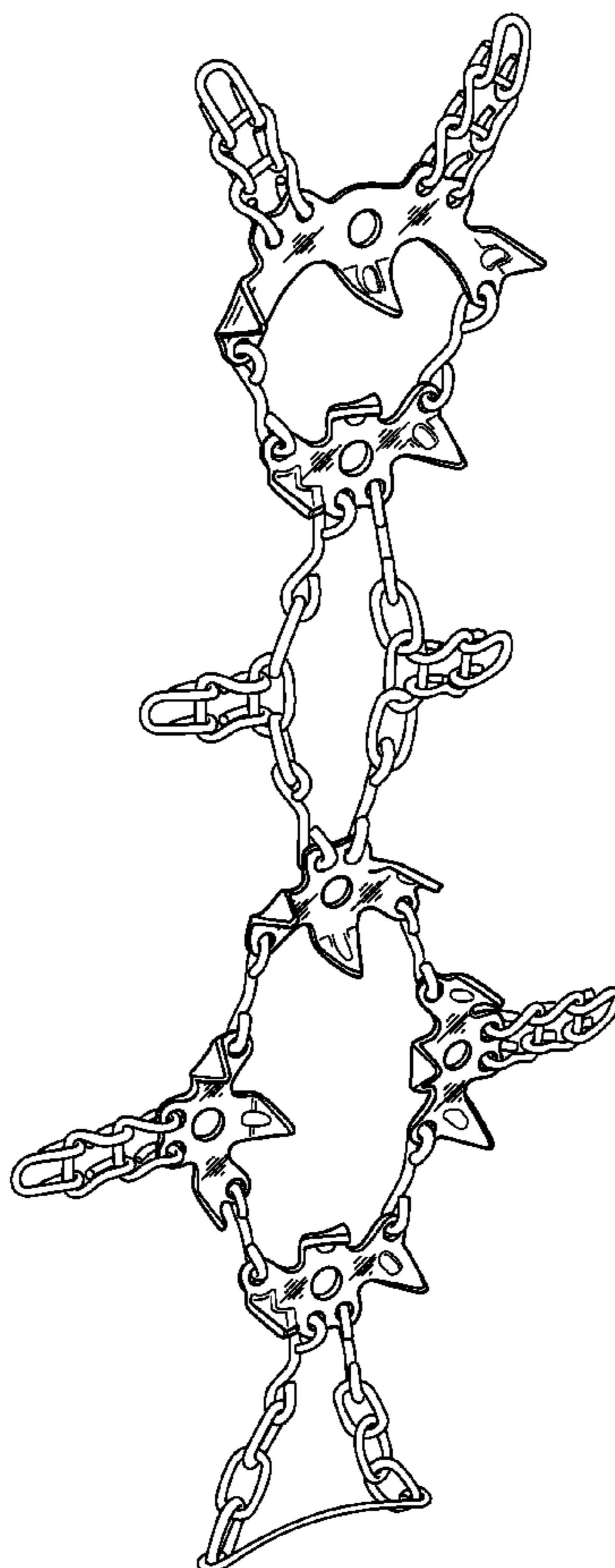
(57) **CLAIM**

The ornamental design for crampons, as shown and described.

DESCRIPTION

FIG. 1 is a perspective view of crampons showing my new design.
FIG. 2 is a front view of the crampons shown in FIG. 1.
FIG. 3 is a left side view of the crampons shown in FIG. 1.
FIG. 4 is a rear view of the crampons shown in FIG. 1.
FIG. 5 is a right side view of the crampons shown in FIG. 1.
FIG. 6 is a top view of the crampons shown in FIG. 1; and,
FIG. 7 is a bottom view of the crampons shown in FIG. 1.

1 Claim, 4 Drawing Sheets



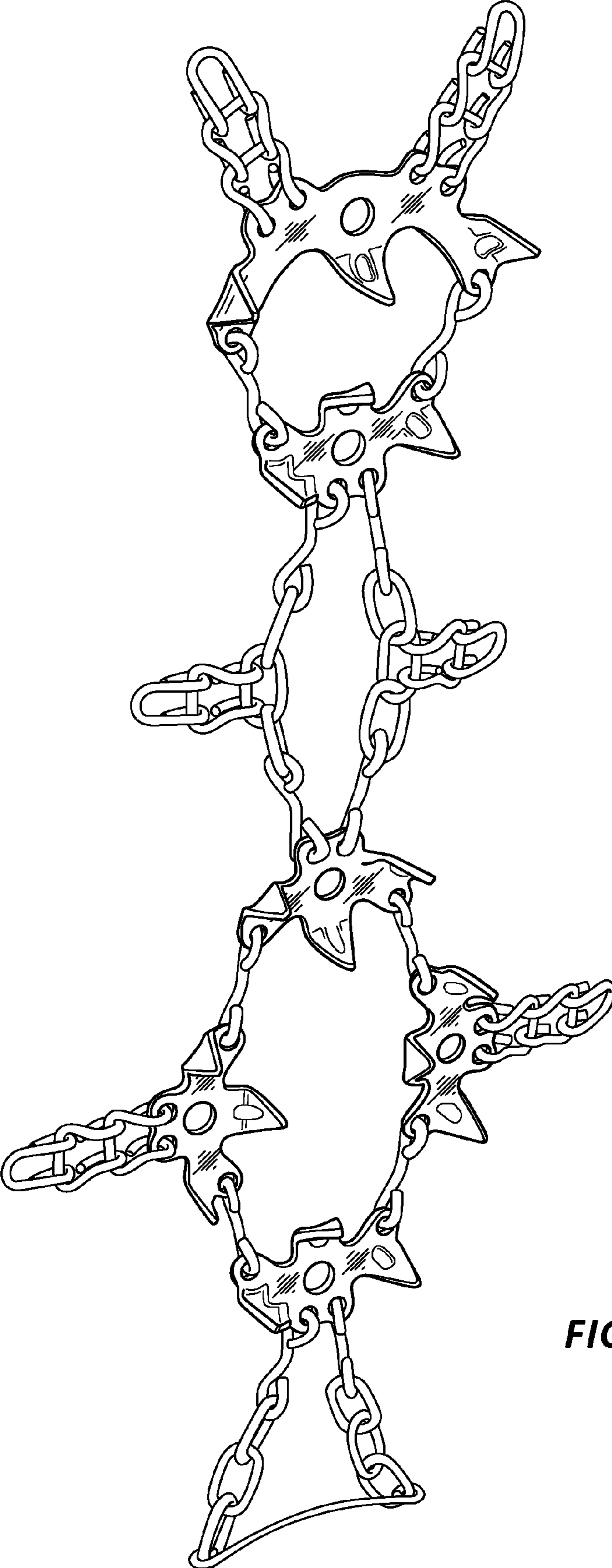


FIG. 1




FIG. 3

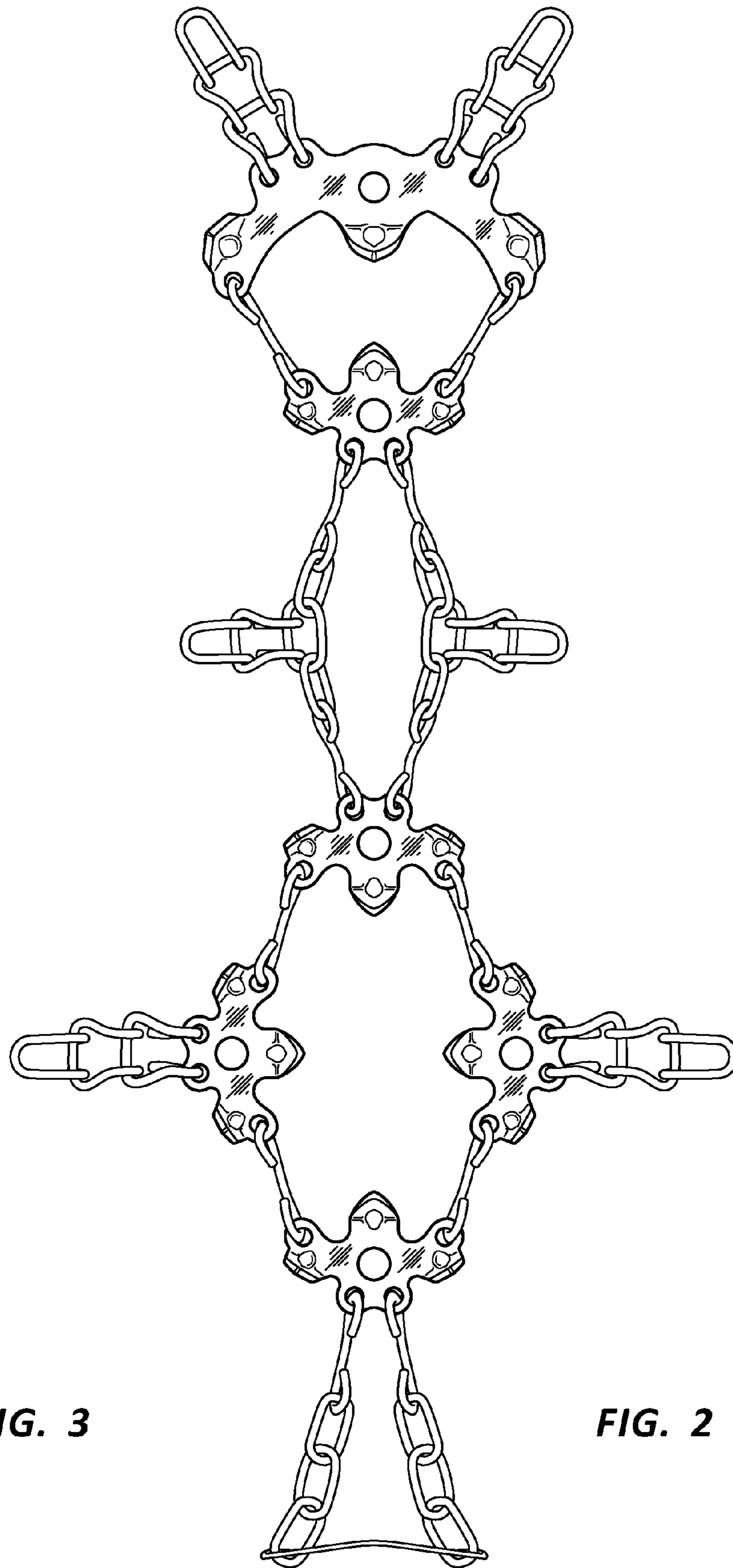


FIG. 2




FIG. 5




FIG. 4

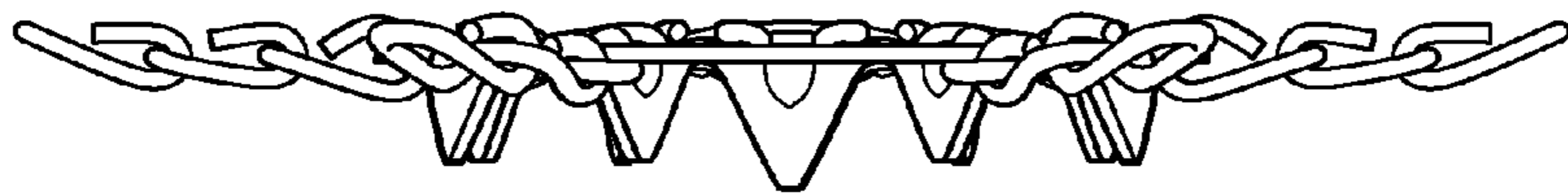


FIG. 6



FIG. 7