



US00D694496S

(12) **United States Design Patent**
Gordon

(10) **Patent No.:** **US D694,496 S**
(45) **Date of Patent:** **** Dec. 3, 2013**

(54) **WATERPROOF SHOWER FOOTWEAR PROTECTOR**

(71) Applicant: **Stuart M. Gordon**, San Francisco, CA (US)

(72) Inventor: **Stuart M. Gordon**, San Francisco, CA (US)

(**) Term: **14 Years**

(21) Appl. No.: **29/434,471**

(22) Filed: **Oct. 12, 2012**

(51) **LOC (9) Cl.** **02-04**

(52) **U.S. Cl.**
USPC **D2/943**

(58) **Field of Classification Search**
USPC D2/903, 909, 910, 911, 943, 969, 970,
D2/896, 902; 36/83, 113, 114, 45, 50.1, 51
See application file for complete search history.

(56) **References Cited**

U.S. PATENT DOCUMENTS

1,074,595	A *	10/1913	Aumont	36/8.1
1,617,462	A *	2/1927	Schamberg	36/8.1
D170,926	S *	11/1953	Kettner	D2/900
3,084,355	A *	4/1963	Ciccotelli	441/61
4,227,320	A	10/1980	Borgeas	
D312,168	S *	11/1990	Osterhout	D2/903
D321,971	S *	12/1991	Bajork	D2/899
D335,573	S *	5/1993	Kelton	D2/980
D368,792	S *	4/1996	Cavitt et al.	D2/910
D380,593	S *	7/1997	Lauzon	D2/920
D404,189	S *	1/1999	Watson	D2/910
5,865,779	A	2/1999	Gleason	
D450,426	S *	11/2001	Huard et al.	D2/920
D450,427	S *	11/2001	Huard et al.	D2/920
6,315,786	B1	11/2001	Smuckler	

6,558,339	B1	5/2003	Graham	
6,602,216	B1	8/2003	Nordt, III	
6,604,301	B1	8/2003	Manoli, II et al.	
6,699,209	B2	3/2004	Turtzo	
6,886,276	B2	5/2005	Hlavac	
D615,283	S *	5/2010	Penders et al.	D2/910
D618,889	S	7/2010	Jones	
D622,038	S *	8/2010	Bracken	D2/897
2001/0008956	A1	7/2001	Gaylord et al.	
2005/0240139	A1	10/2005	Bushby	
2008/0127521	A1	6/2008	Hogan	
2009/0192428	A1	7/2009	Deboer et al.	

* cited by examiner

Primary Examiner — Elizabeth J Oswecki

(74) *Attorney, Agent, or Firm* — Gordon & Rees LLP

(57) **CLAIM**

The ornamental design for a waterproof shower footwear protector, as shown and described.

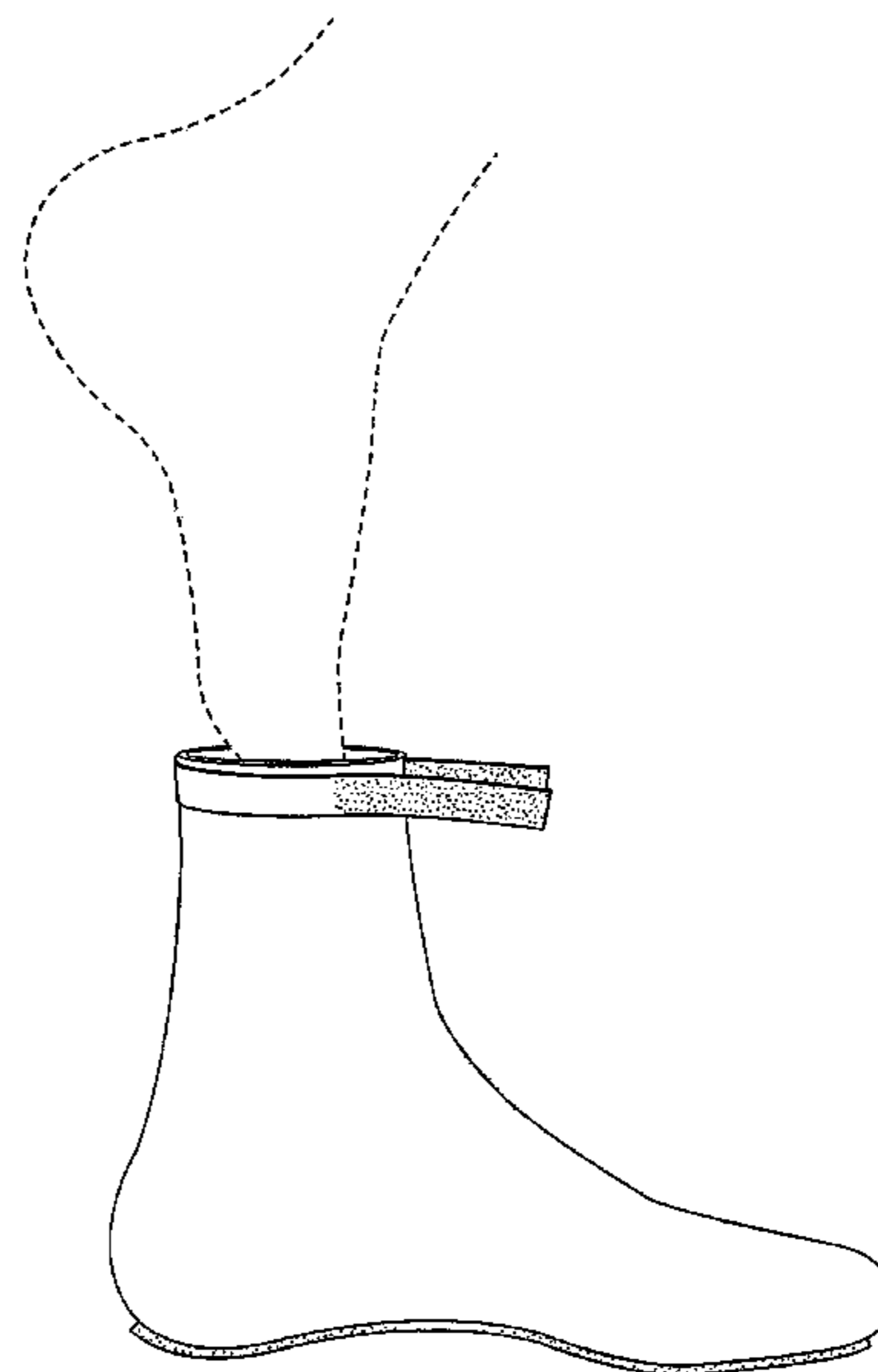
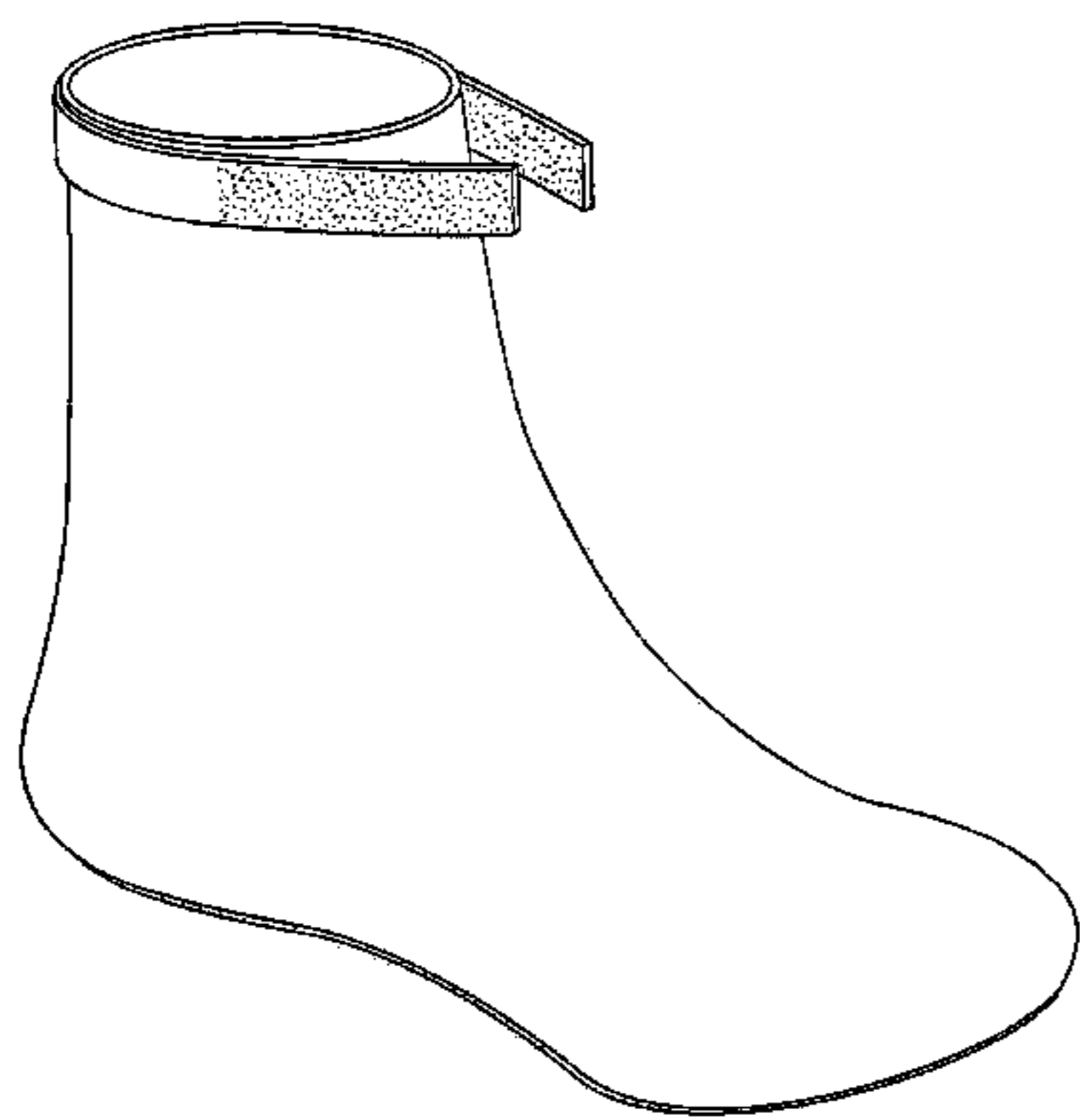
DESCRIPTION

FIG. 1 is a perspective view of a waterproof shower footwear protector with the strap open showing my new design; FIG. 2 is a right side elevation view thereof; FIG. 3 is a left side elevation view thereof; FIG. 4 is a top plan view thereof; FIG. 5 is a bottom plan view thereof; FIG. 6 is another right side elevation view thereof, shown in a used condition on a user's foot; and, FIG. 7 is another right side elevation view of the waterproof shower footwear protector with the strap closed shown in a used condition on a user's foot.

The broken lines shown in the drawings represent portions of the waterproof shower footwear protector that form no part of the claimed design.

All surfaces not shown form no part of the claimed design.

1 Claim, 6 Drawing Sheets






FIG. 1

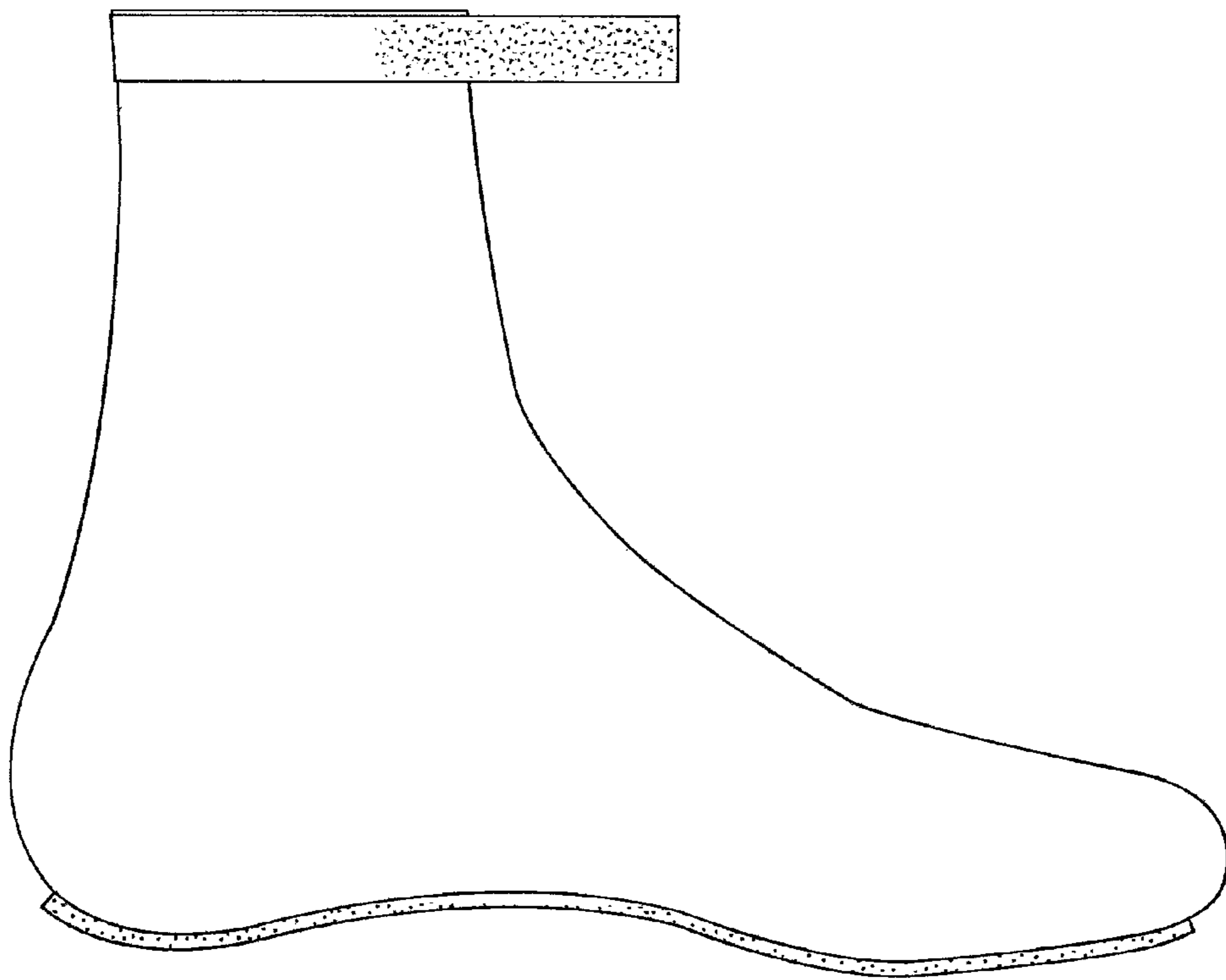


FIG. 2

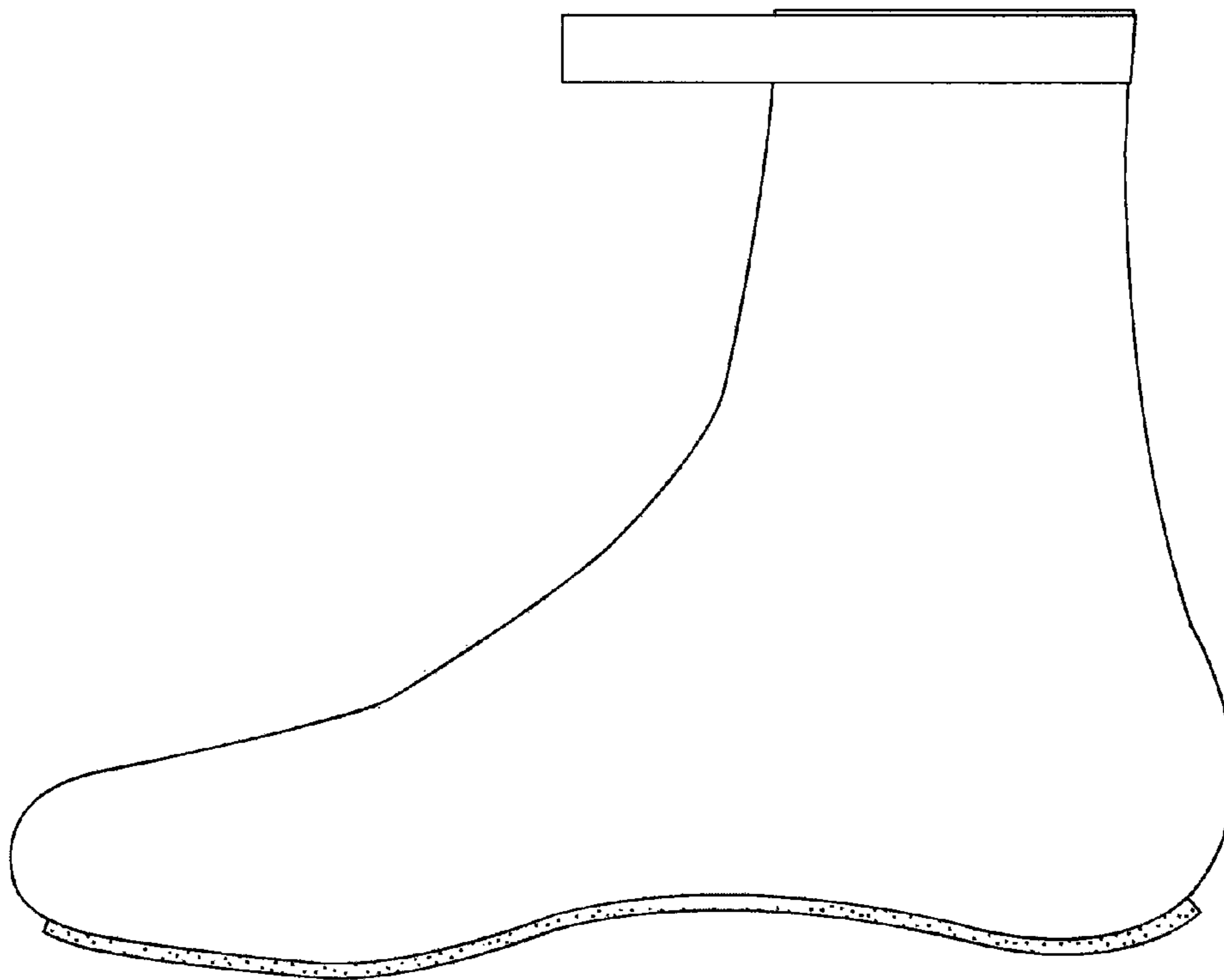


FIG. 3

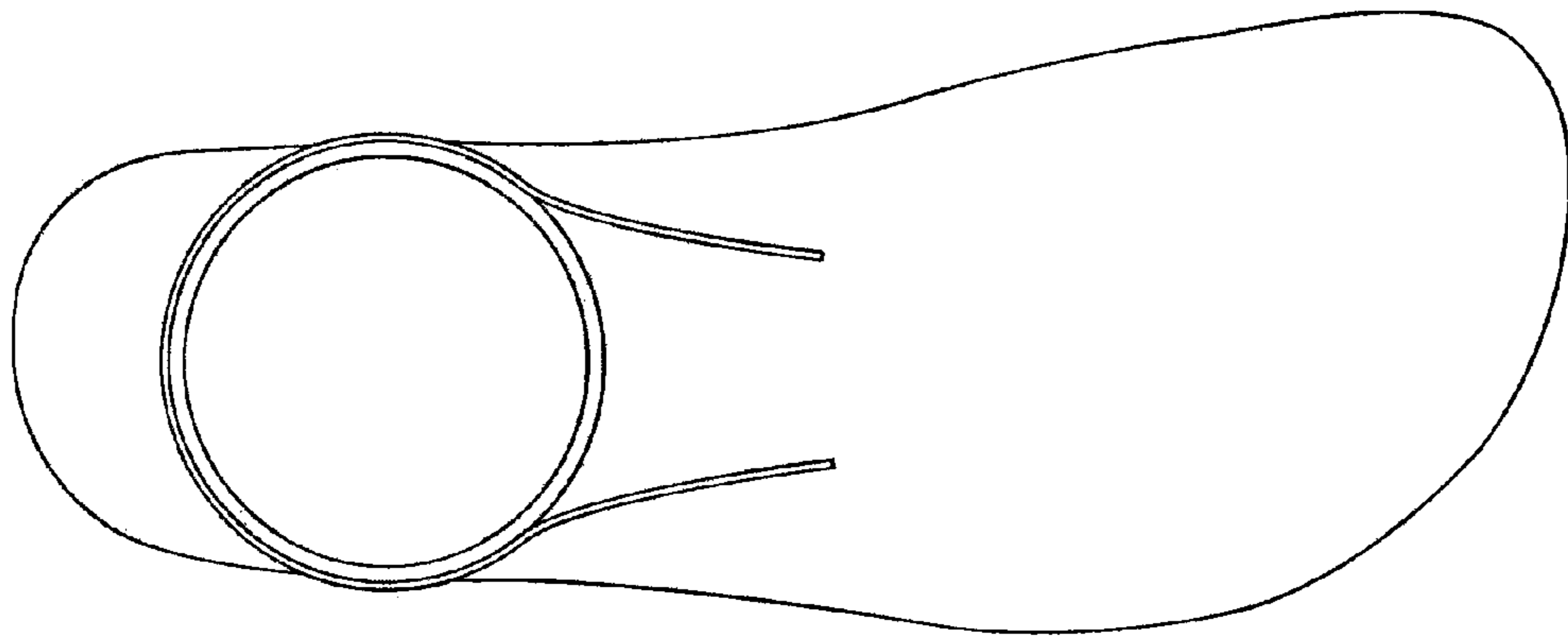


FIG. 4

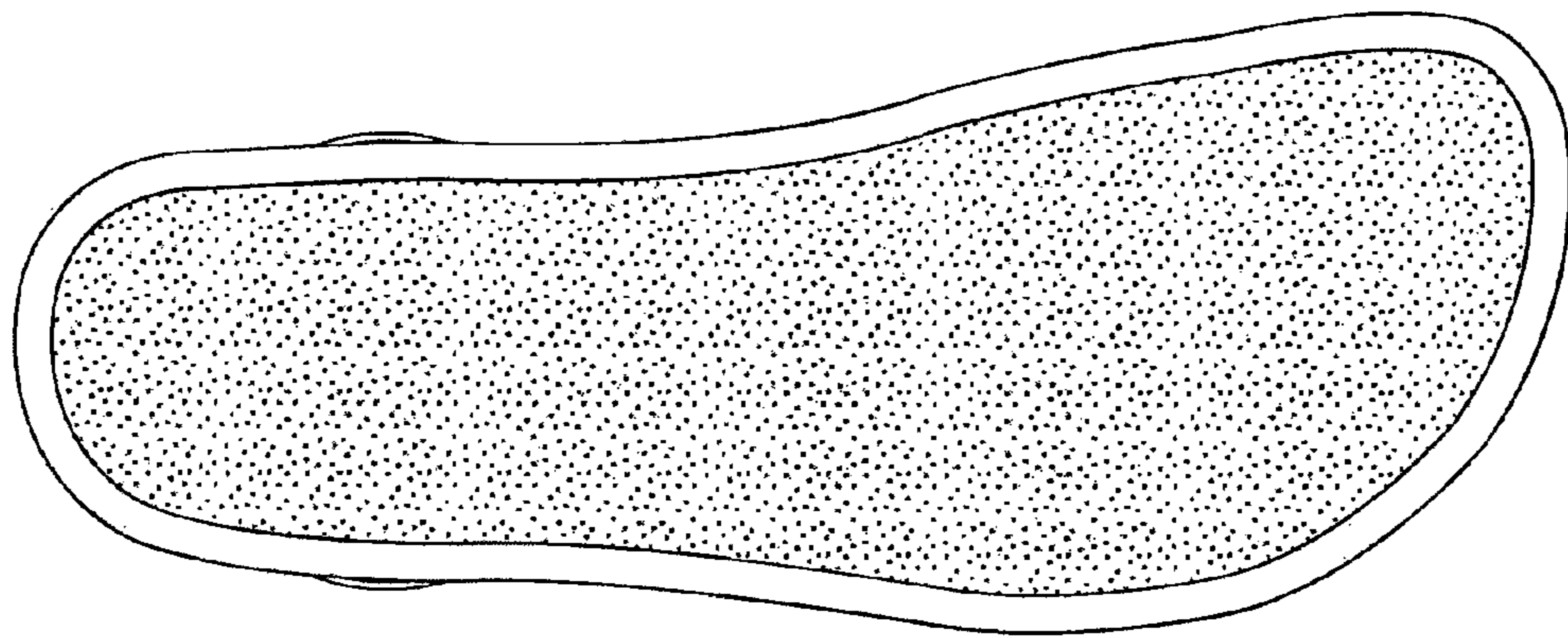


FIG. 5

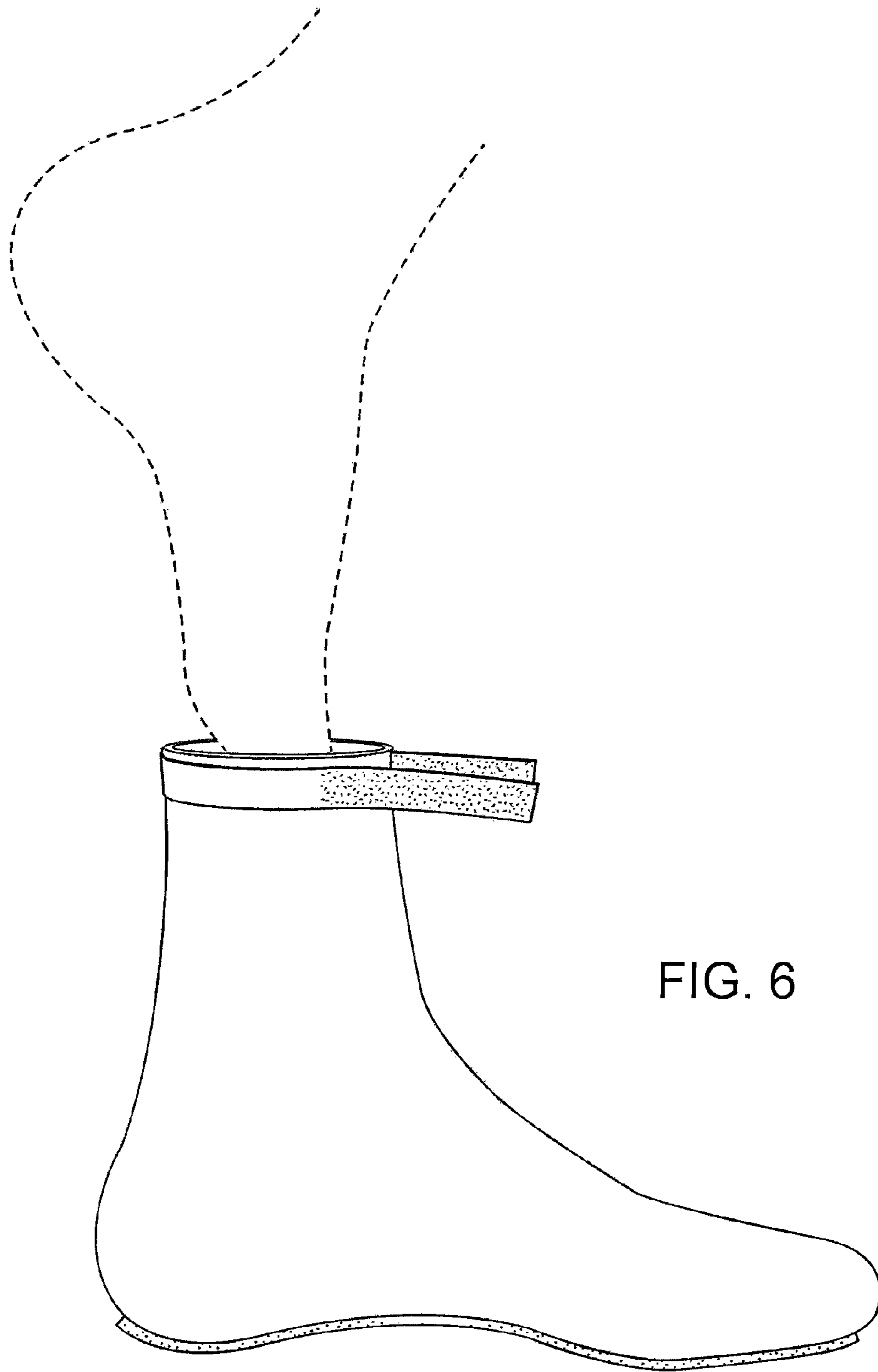


FIG. 6

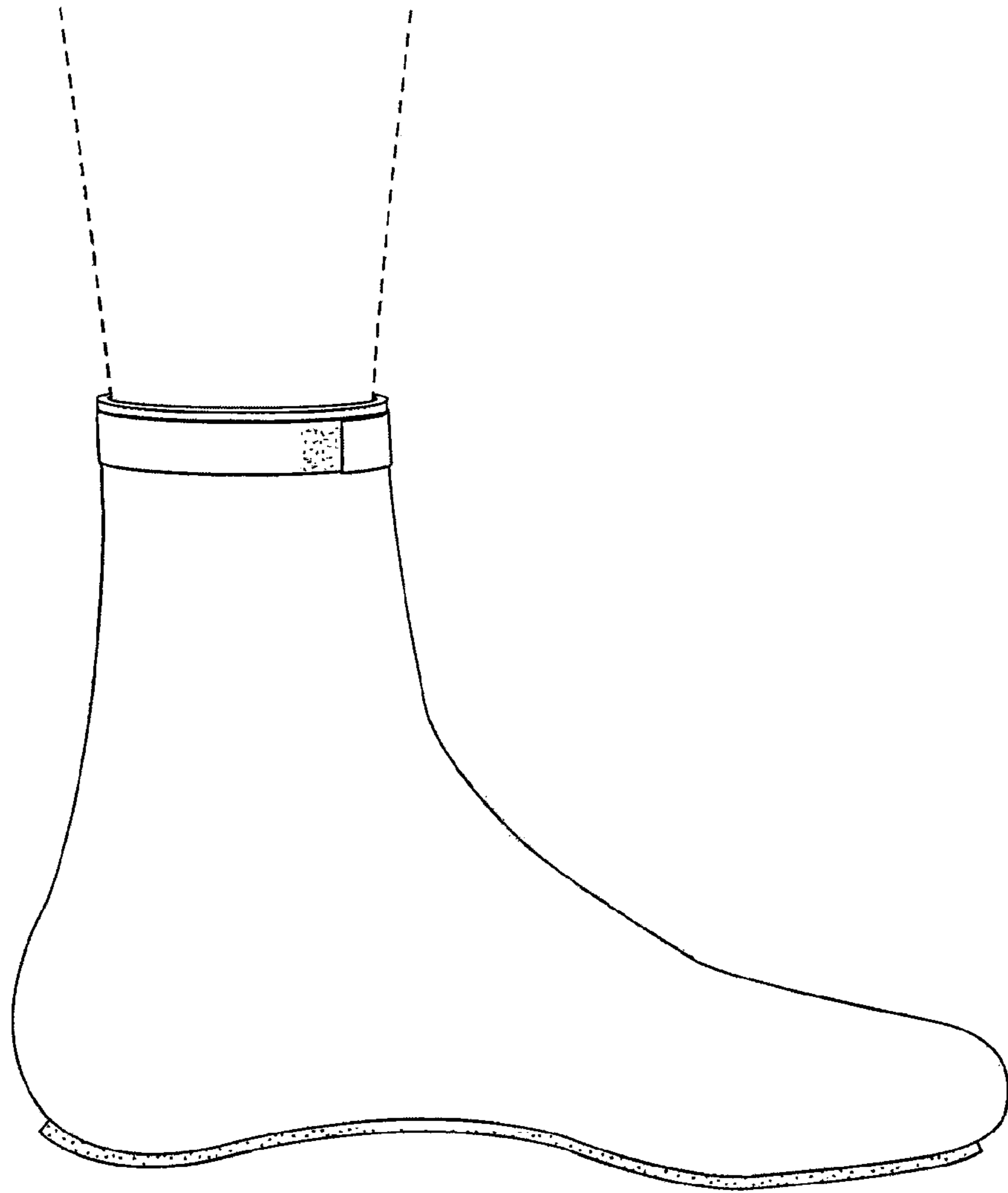


FIG. 7