



US00D694492S

(12) **United States Design Patent**
OBrien et al.

(10) **Patent No.:** **US D694,492 S**

(45) **Date of Patent:** **** Dec. 3, 2013**

(54) **ROD SUPPORT FOR GARMENT**

(75) Inventors: **Heather OBrien**, Portland, OR (US);
Lisa Keenan, Tigard, OR (US); **Terri Moore**, St. Helens, OR (US); **Eryn Gregory**, Portland, OR (US)

(73) Assignee: **Columbia Sportswear North America, Inc.**, Portland, OR (US)

(**) Term: **14 Years**

(21) Appl. No.: **29/391,396**

(22) Filed: **May 7, 2011**

(51) **LOC (9) Cl.** **02-02**

(52) **U.S. Cl.**
USPC **D2/853**

(58) **Field of Classification Search**
USPC D2/857, 853, 742, 860, 731, 738, 839,
D2/840, 847; D8/383, 395; D11/87, 100;
D20/43; 2/227, 228, 247-253, 94;
24/11 CT; 40/649; 281/45; 206/37;
403/188; D22/147, 148; 43/21.2

See application file for complete search history.

(56) **References Cited**

U.S. PATENT DOCUMENTS

168,063	A *	9/1875	Taylor	220/62
605,840	A *	6/1898	Bandler	2/253
745,927	A *	12/1903	Sweeney	2/253
1,150,432	A *	8/1915	Hess	2/248
D187,651	S *	4/1960	Hiering	D3/221
D193,166	S *	7/1962	Hengst	D3/221
3,477,068	A *	11/1969	Angelo	2/252
D261,321	S *	10/1981	Heinfling	D2/857
5,024,018	A *	6/1991	Ferrigno	43/21.2
D408,967	S *	5/1999	Van Hoesen	D2/857

D488,837	S *	4/2004	Dion	D20/43
D542,008	S *	5/2007	Bouaziz	D2/742
D569,064	S *	5/2008	Hinder et al.	D32/25
D591,930	S *	5/2009	Lorenzi	D2/857
D616,631	S *	6/2010	Dandron	D2/860
D632,059	S *	2/2011	Abrams et al.	D2/840
D634,100	S *	3/2011	Gillespie	D2/860
D634,101	S *	3/2011	Alston	D2/860
D639,028	S *	6/2011	Njoku et al.	D2/860
D640,859	S *	7/2011	Njoku et al.	D2/860
D664,739	S *	8/2012	Gibson	D2/853
D674,990	S *	1/2013	Johnson	D2/742
2008/0229472	A1 *	9/2008	Maggs	2/60

* cited by examiner

Primary Examiner — Ian Simmons

Assistant Examiner — Carissa C Fitts

(74) *Attorney, Agent, or Firm* — Schwabe, Williamson & Wyatt P.C.

(57) **CLAIM**

The ornamental design for a rod support for garment, as shown and described.

DESCRIPTION

FIG. 1 is a front view of a rod support for garment, showing our new design;

FIG. 2 is a perspective view thereof;

FIG. 3 is a perspective view of the rod support for garment;

FIG. 4 is a front view thereof;

FIG. 5 is a right side view thereof;

FIG. 6 is a bottom view thereof;

FIG. 7 is a back view thereof;

FIG. 8 is a left side view thereof; and,

FIG. 9 is a top view thereof.

The dashed lines are included for illustrating environmental structure and form no part of the claimed design.

1 Claim, 4 Drawing Sheets




FIG. 1

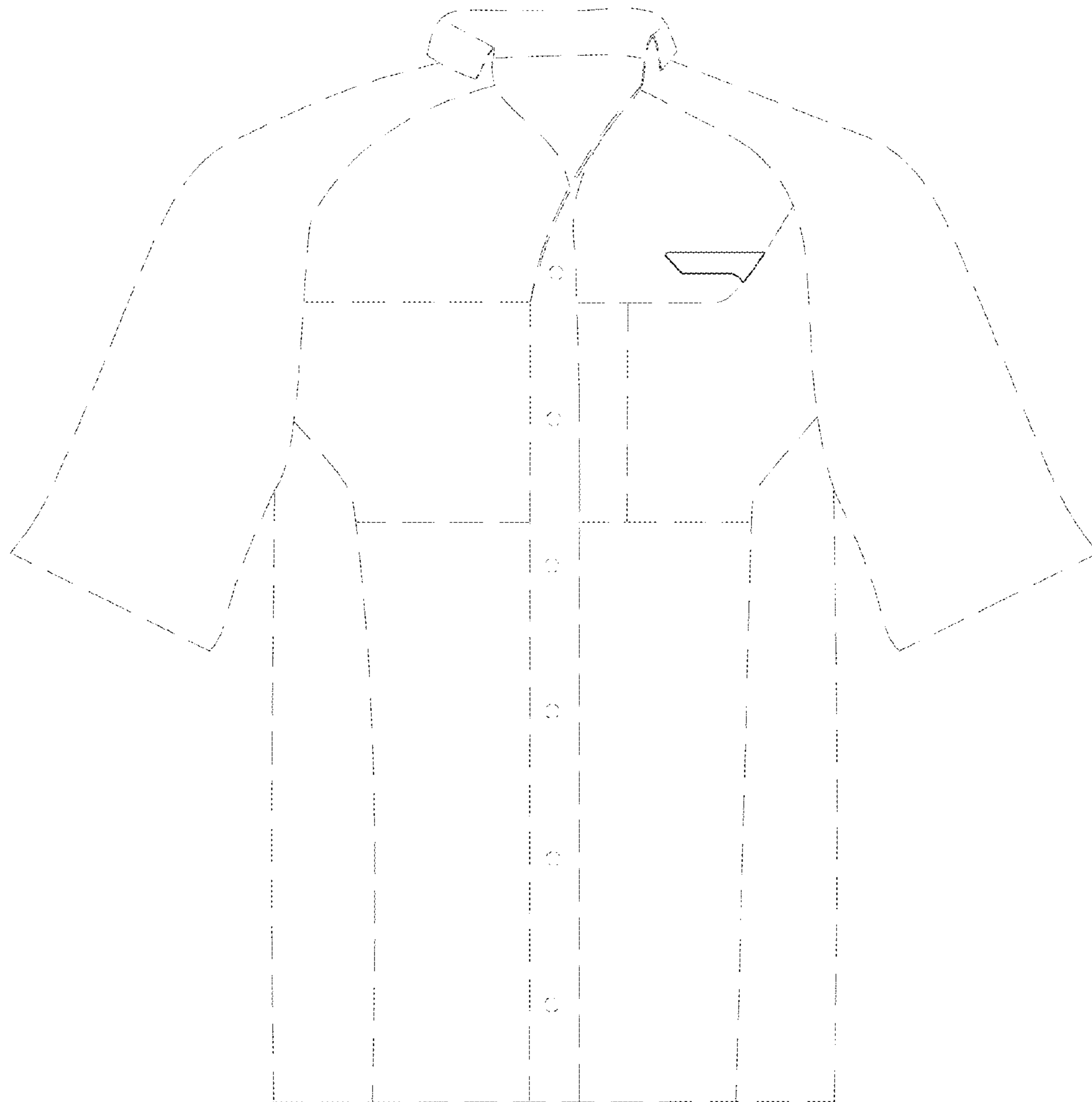


FIG. 2

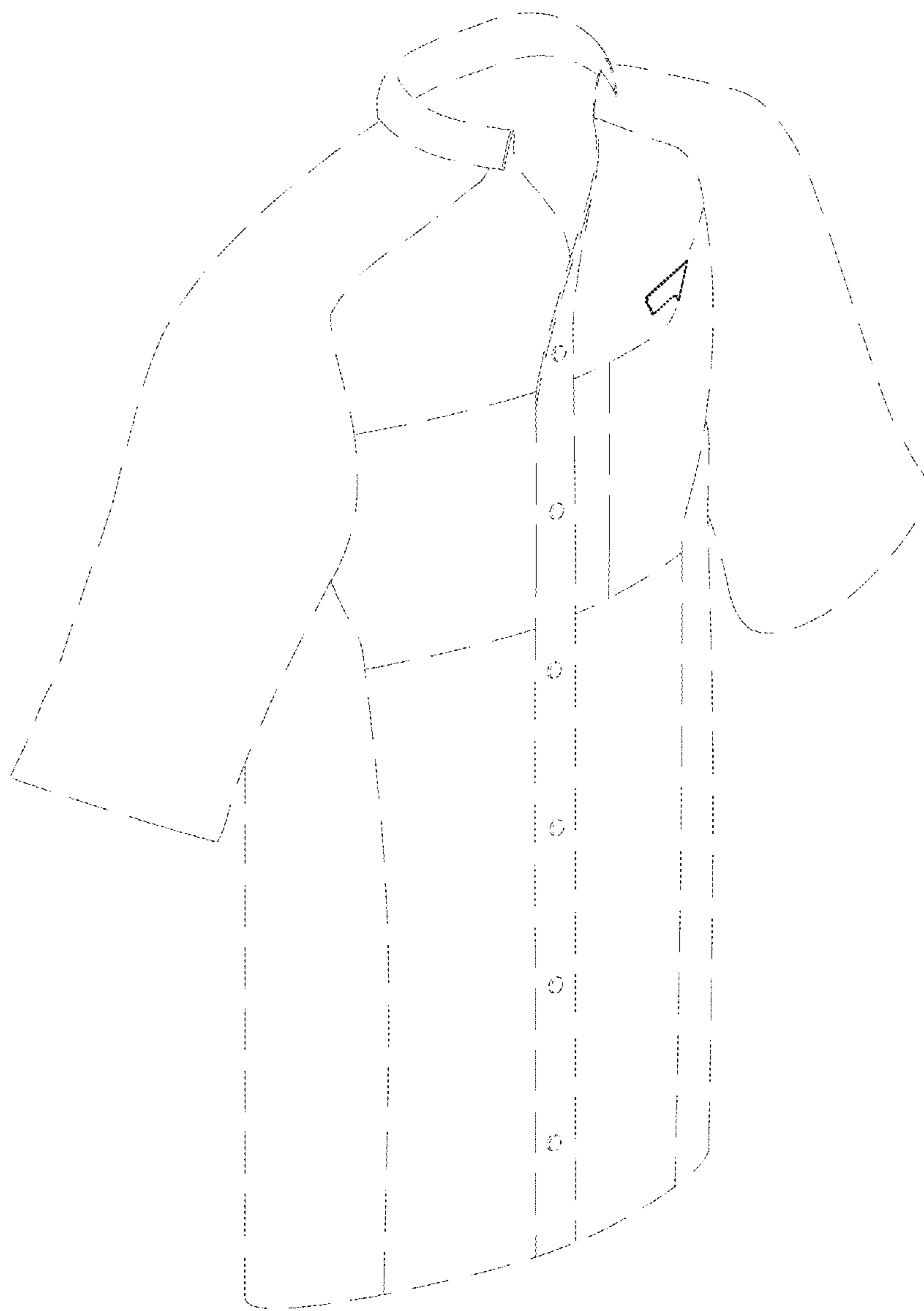


FIG. 3

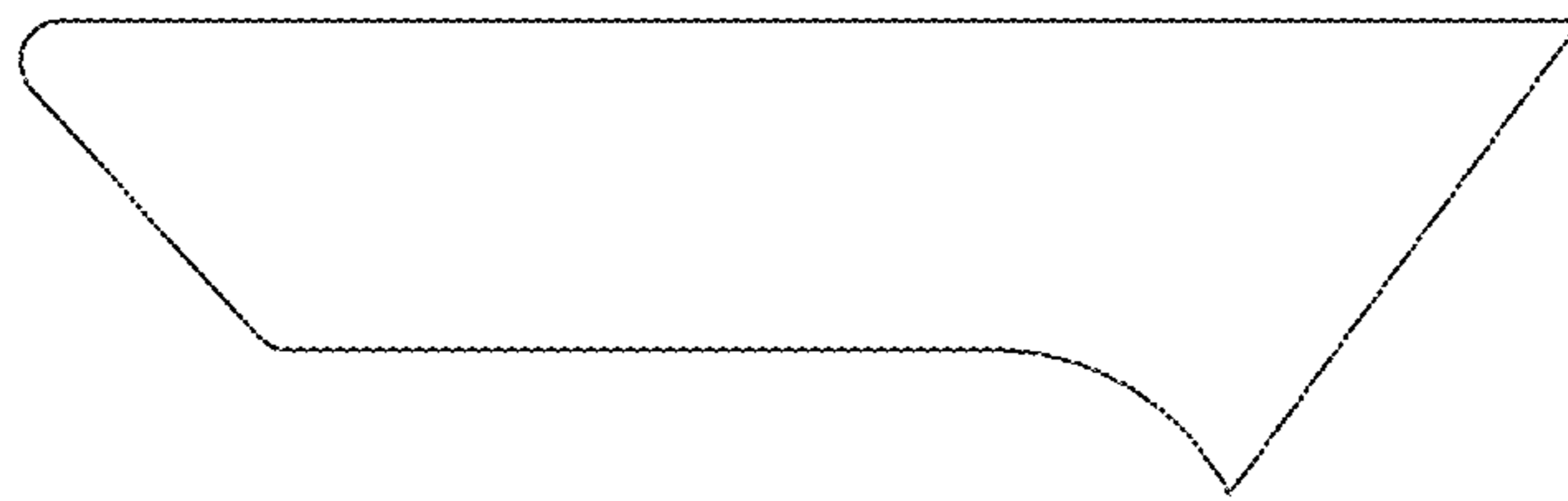
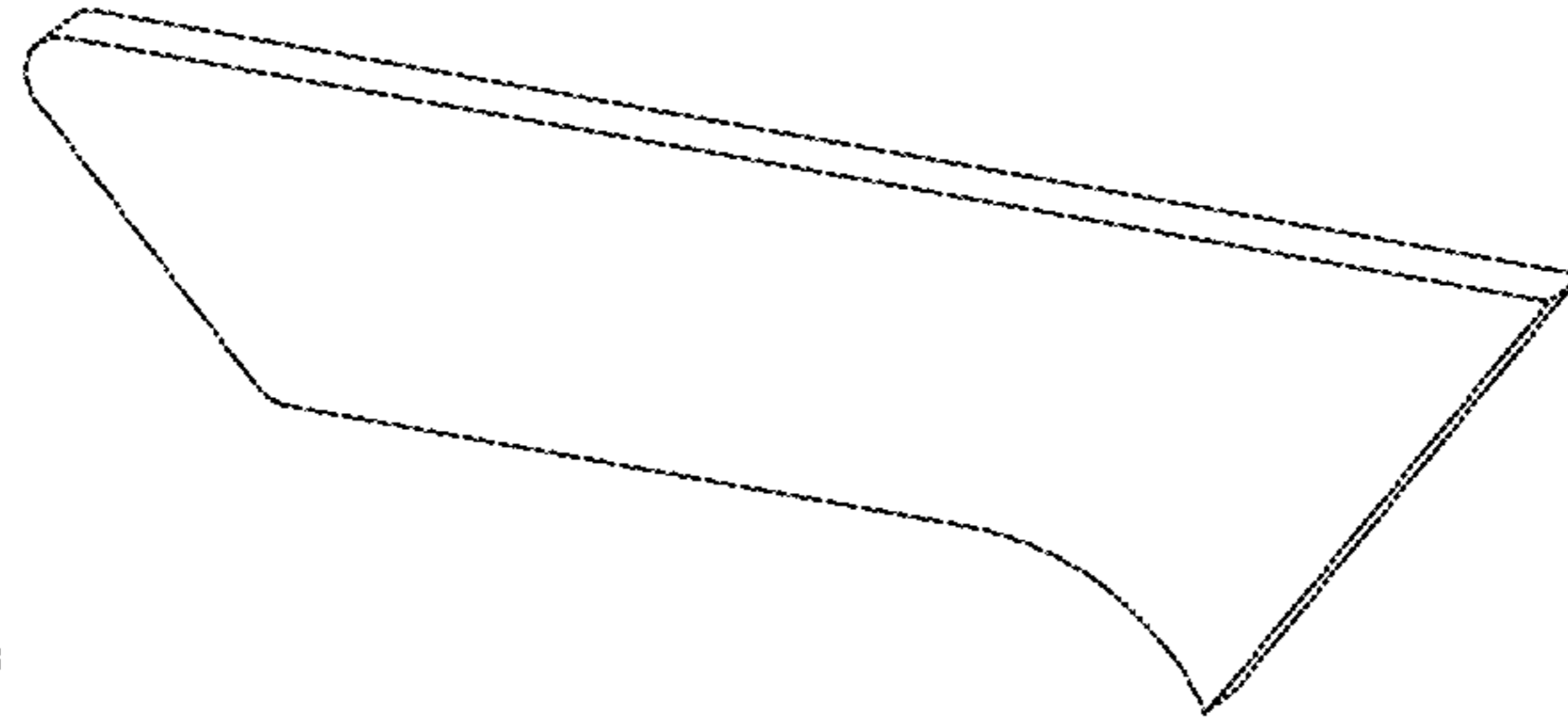


FIG. 4

FIG. 5



FIG. 6

FIG. 7

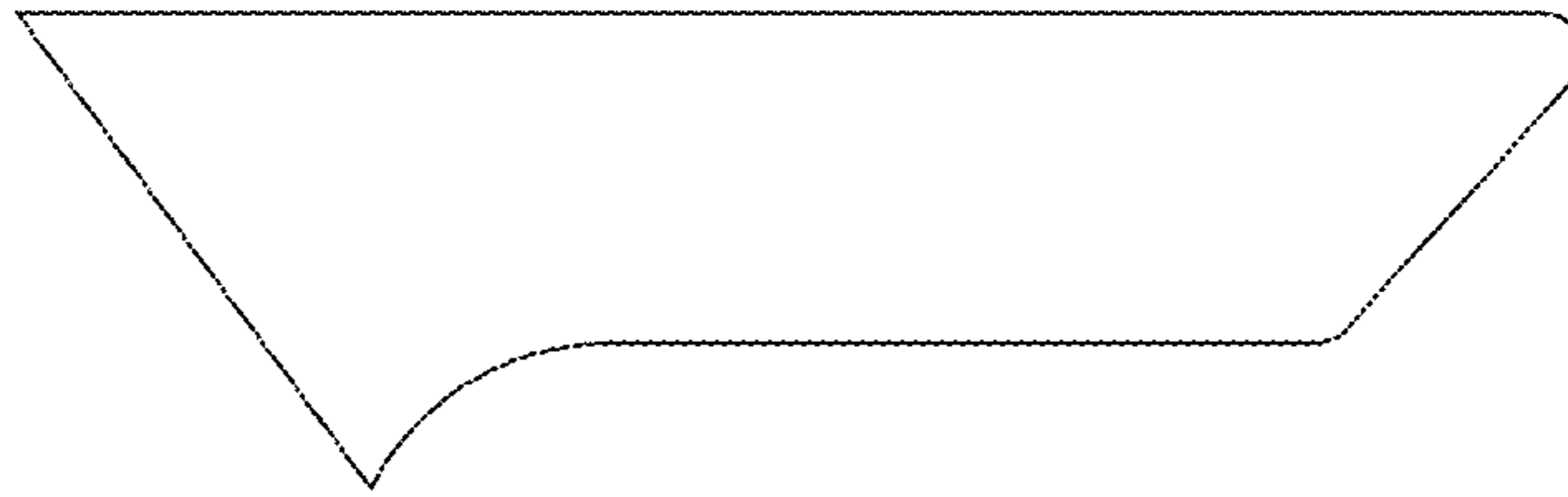


FIG. 8

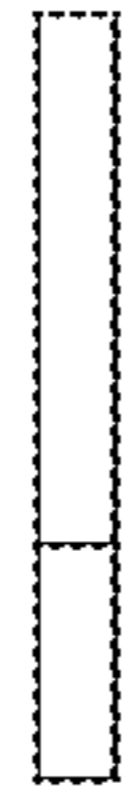


FIG. 9

