

US00D694468S

(12) **United States Design Patent**
Chen

(10) **Patent No.:** **US D694,468 S**

(45) **Date of Patent:** **** Nov. 26, 2013**

(54) **ELECTRONIC SMOKE DEVICE**

(71) Applicant: **Shenzhen Smiss Technology Co., Ltd,**
Shenzhen (CN)

(72) Inventor: **Jiatai Chen,** Shenzhen (CN)

(73) Assignee: **Shenzhen Smiss Technology Co. Ltd,**
Shenzhen (CN)

(**) Term: **14 Years**

(21) Appl. No.: **29/452,243**

(22) Filed: **Apr. 15, 2013**

(51) **LOC (9) Cl.** **27-01**

(52) **U.S. Cl.**
USPC **D27/101**

(58) **Field of Classification Search**

USPC D27/100, 101, 103-105, 108, 125, 141,
D27/157, 159, 163-165, 170, 172, 174-176,
D27/183-194; D34/2; 206/242-276; D3/11,
D3/215, 220, 226-230, 265, 266, 294, 315,
D3/321, 281; 4/258, 259, 267, 271, 283;
131/270-273, 329, 330, 194, 189, 347,
131/360-365; D24/110, 113; D19/77, 81,
D19/84; D28/73-77, 83, 85; D9/702, 710,
D9/423, 721, 420, 737, 751, 456, 686;
D14/138 AA, 138 AD; D13/108

See application file for complete search history.

(56) **References Cited**

U.S. PATENT DOCUMENTS

D590,990 S * 4/2009 Hon D27/101

D590,991 S * 4/2009 Hon D27/101
D642,330 S * 7/2011 Turner D27/101
D644,375 S * 8/2011 Zhou D27/101
D653,803 S * 2/2012 Timmermans D27/163
D662,257 S * 6/2012 Alelov D27/101
D666,355 S * 8/2012 Alelov D27/101
8,375,957 B2 * 2/2013 Hon 131/194
2004/0261804 A1 * 12/2004 Mitchell 131/270
2006/0254604 A1 * 11/2006 Martinez Fernandez 131/273
2011/0290268 A1 * 12/2011 Schennum 131/330
2012/0260926 A1 * 10/2012 Tu et al. 131/329
2013/0068239 A1 * 3/2013 Youn 131/273

* cited by examiner

Primary Examiner — Susan Bennett Hattan

Assistant Examiner — Janice Hallmark

(57) **CLAIM**

The ornamental design for a electronic smoke device, as shown.

DESCRIPTION

FIG. 1 is the perspective view of the electronic smoke device showing my new design;

FIG. 2 is the left side view thereof;

FIG. 3 is the right side view thereof;

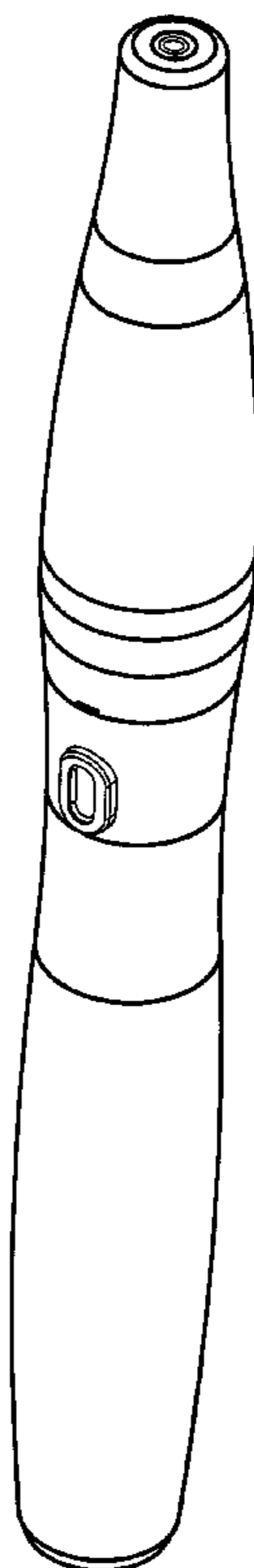
FIG. 4 is the top plan view thereof;

FIG. 5 is the bottom plan view thereof;

FIG. 6 is the front elevational view thereof; and,

FIG. 7 is the rear elevational view thereof.

1 Claim, 7 Drawing Sheets



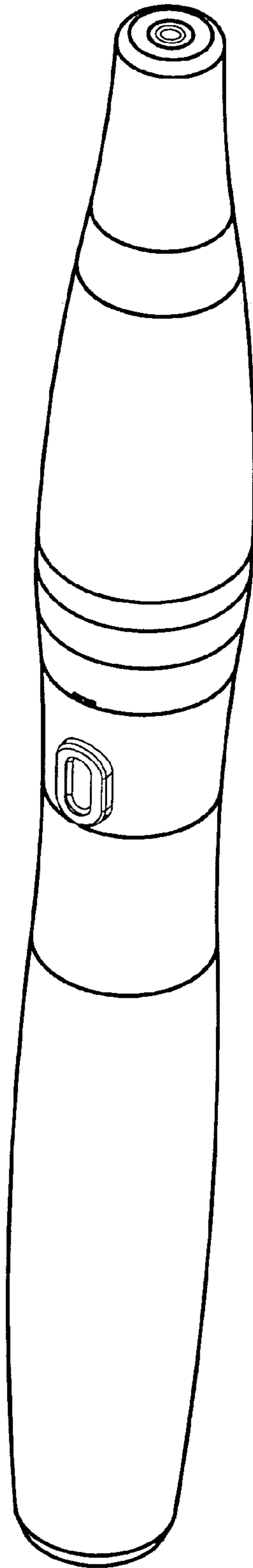


FIG. 1

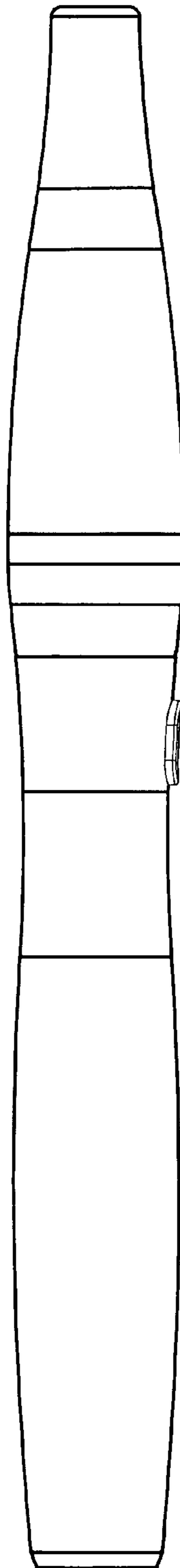


FIG. 2

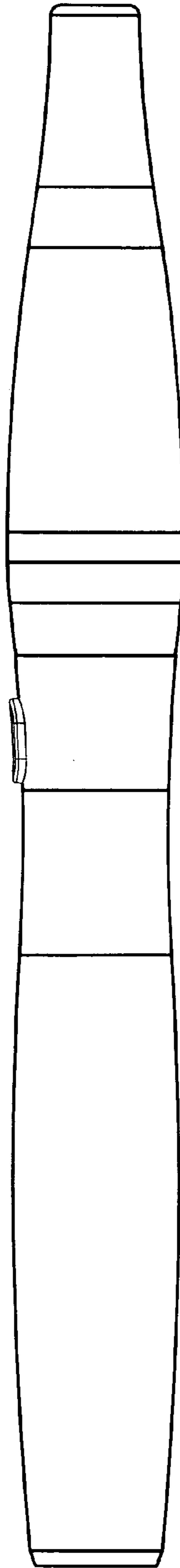


FIG. 3

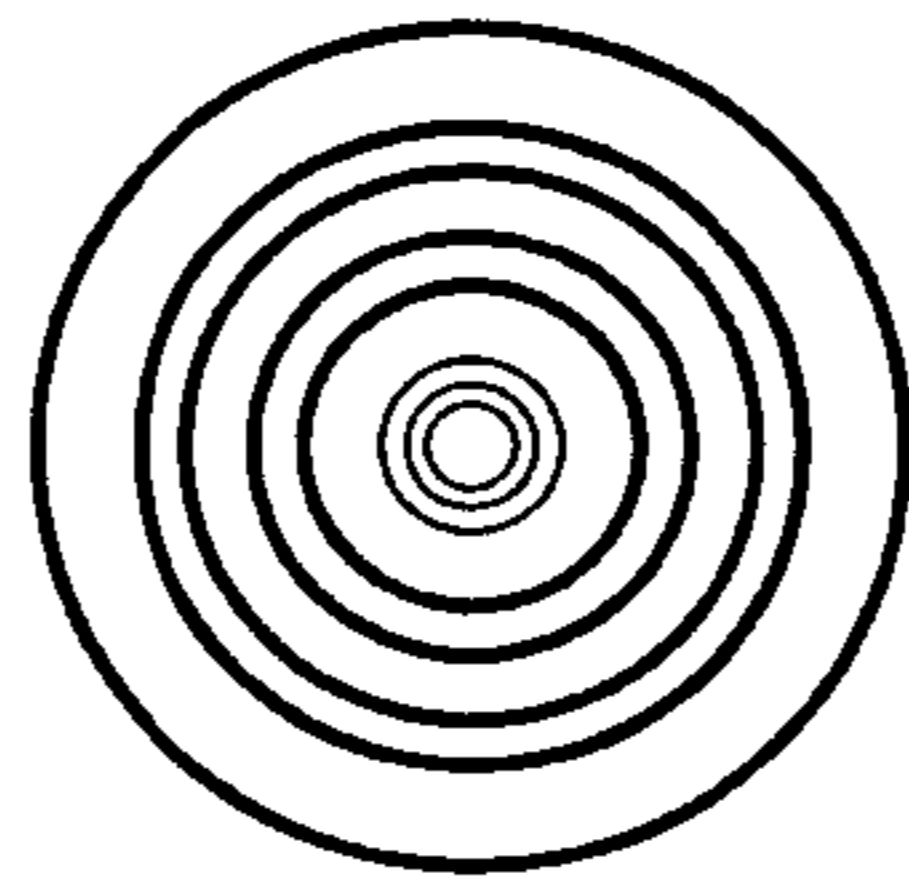


FIG.4

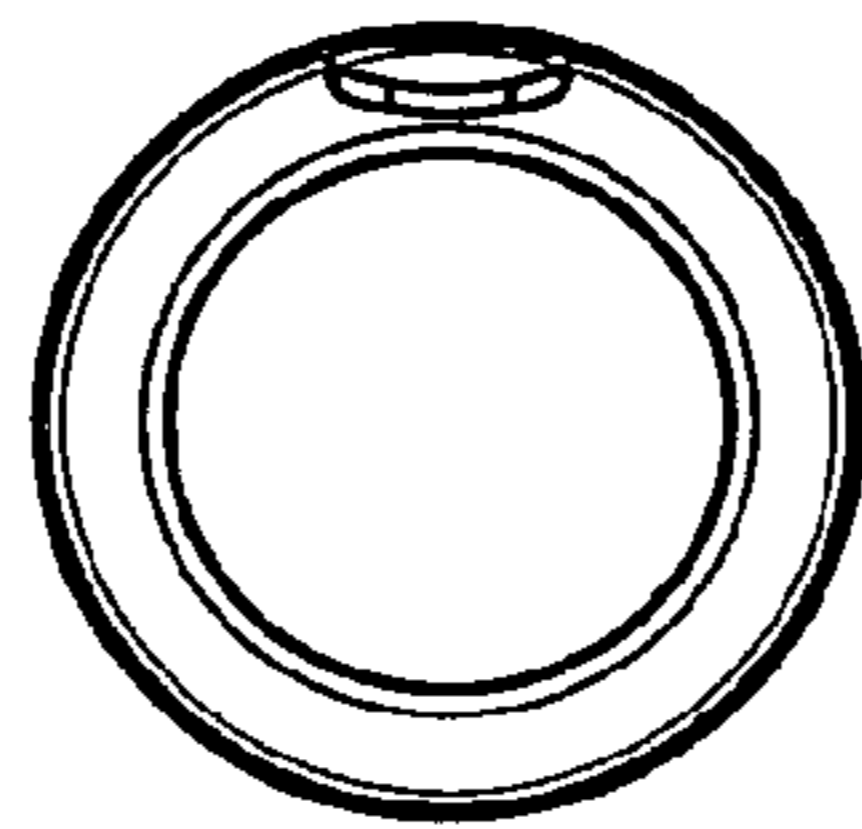


FIG. 5

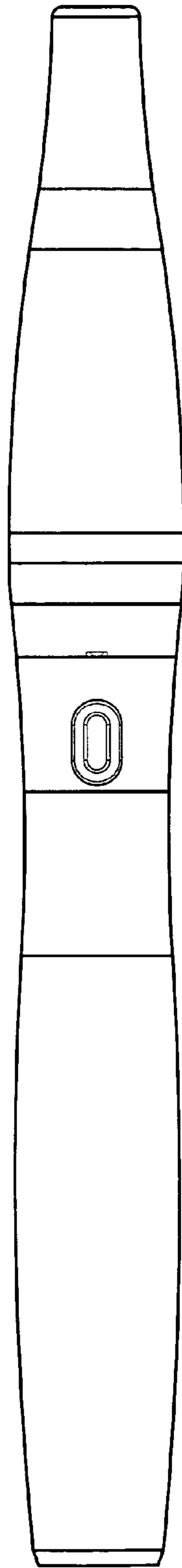


FIG. 6

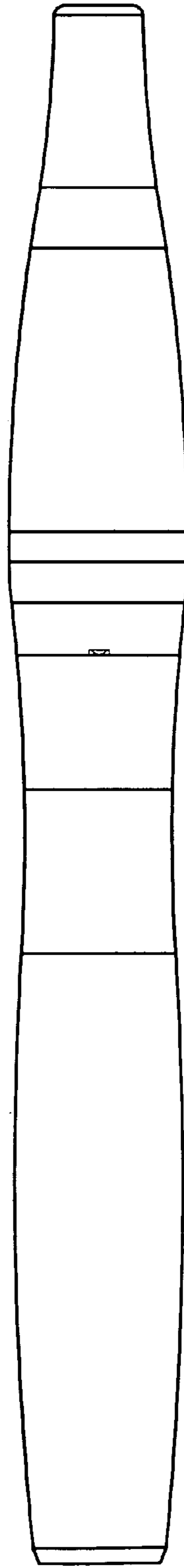


FIG. 7