



US00D694464S

(12) **United States Design Patent**
Parres

(10) **Patent No.:** **US D694,464 S**

(45) **Date of Patent:** **** Nov. 26, 2013**

(54) **RIBBED GLASS WALL MOUNT LIGHT
FIXTURE**

(71) Applicant: **Miguel E. Parres**, Alta Loma, CA (US)

(72) Inventor: **Miguel E. Parres**, Alta Loma, CA (US)

(73) Assignee: **Cordelia Lighting, Inc.**, Rancho Dominguez, CA (US)

(**) Term: **14 Years**

(21) Appl. No.: **29/446,692**

(22) Filed: **Feb. 26, 2013**

(51) **LOC (9) Cl.** **26-99**

(52) **U.S. Cl.**
USPC **D26/133**

(58) **Field of Classification Search**
USPC D26/25, 24, 26, 28, 113, 118, 119, 120,
D26/64, 65, 72, 74, 75, 73, 68, 69, 70, 71,
D26/152, 153, 154, 122, 123, 145, 155, 121,
D26/138, 139, 86, 85, 87, 89, 66, 67, 76, 77,
D26/78, 84, 88, 95, 96, 124, 125, 126, 227,
D26/128, 129, 146, 144, 130, 151, 142, 143,
D26/140, 141, 45, 38, 39, 1, 2, 3, 127;
362/362, 326, 373, 623, 600, 371, 297,
362/294, 249.01, 249.03–249.05, 218;
D10/111, 113.1, 114.1; 257/88;
D13/179, 180

See application file for complete search history.

(56) **References Cited**

U.S. PATENT DOCUMENTS

D41,005 S * 11/1910 Schnellbach D26/133
D85,800 S * 12/1931 Winkler D26/130
D106,031 S * 9/1937 Gosling D26/67
D130,671 S * 12/1941 Wince D26/71
D179,339 S * 12/1956 Clark et al. D26/131
3,731,082 A * 5/1973 Blaylock 362/263

D364,698 S * 11/1995 Chen D26/133
D368,973 S * 4/1996 Dolan D26/85
D370,295 S * 5/1996 Kang D26/134
D402,383 S * 12/1998 Hunter D26/49
D418,620 S * 1/2000 Grossman D26/71
D424,228 S * 5/2000 Grossman D26/71
D434,521 S * 11/2000 Milicia D26/131
6,155,701 A * 12/2000 Leen 362/432
D440,375 S * 4/2001 Robinson D99/5
6,348,691 B1 * 2/2002 Sandell et al. 250/353
6,425,678 B1 * 7/2002 Verdes et al. 362/244
D513,477 S * 1/2006 Heftman D10/111
6,991,351 B1 * 1/2006 Petrick 362/373
7,108,238 B2 * 9/2006 Gauci 248/221.11
D537,552 S * 2/2007 Monroe et al. D26/71
D544,805 S * 6/2007 Corrigan et al. D10/111
D558,375 S * 12/2007 Sandell D26/71

(Continued)

Primary Examiner — Kevin Rudzinski

(74) *Attorney, Agent, or Firm* — Paul Y. Feng; The Eclipse Group LLP

(57) **CLAIM**

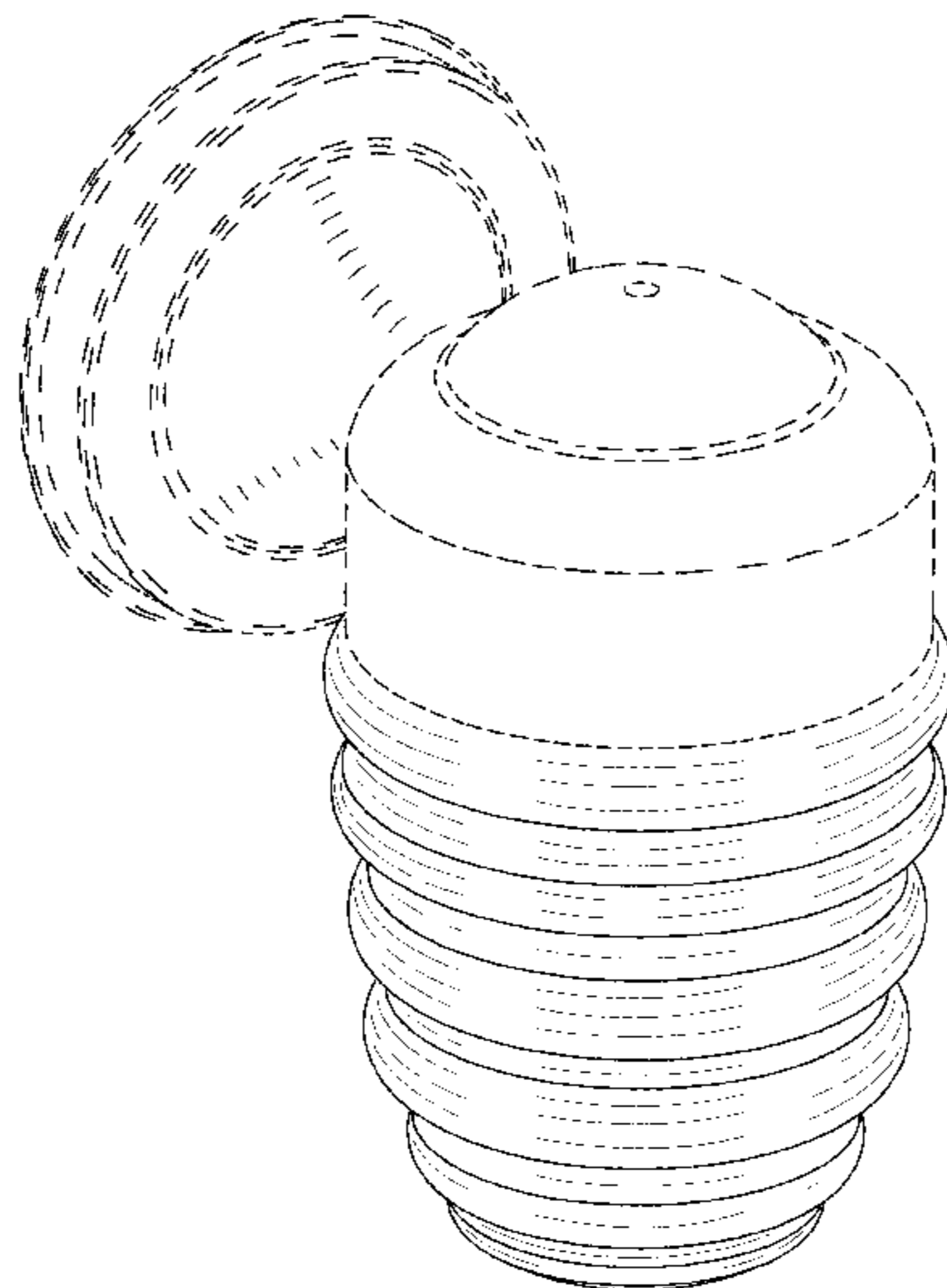
The ornamental design for a ribbed glass wall mount light fixture, as shown and described.

DESCRIPTION

FIG. 1 is a perspective view of the top side of a ribbed glass wall mount light fixture, showing the new design; FIG. 2 is a front elevational view of the ribbed glass wall mount light fixture from FIG. 1; FIG. 3 is a left side elevational view thereof, where the right side elevational view is identical to what is shown; FIG. 4 is a top plan view thereof; FIG. 5 is a bottom view thereof; and, FIG. 6 is a back view thereof.

The broken lines shown in the drawings illustrate portions of the head-lamp and environment that form no part of the claimed design.

1 Claim, 6 Drawing Sheets



(56)

References Cited

U.S. PATENT DOCUMENTS

D570,722 S * 6/2008 Taylor D10/114.8
D574,985 S * 8/2008 Bucher et al. D26/59
D583,493 S * 12/2008 Bucher et al. D26/59
D584,181 S * 1/2009 Poon D10/114.6
7,547,122 B1 * 6/2009 Serra et al. 362/370

D601,053 S * 9/2009 Ferrie et al. D10/114.8
D618,849 S * 6/2010 Allegretti D26/131
8,083,382 B1 * 12/2011 Sebek 362/373
D659,943 S * 5/2012 Gonegai D99/3
D668,982 S * 10/2012 Hsiao D10/114.2
2002/0080023 A1 * 6/2002 DeMarco et al. 340/463
2005/0110649 A1 * 5/2005 Fredericks et al. 340/815.45
2005/0281039 A1 * 12/2005 Yeh 362/396

* cited by examiner

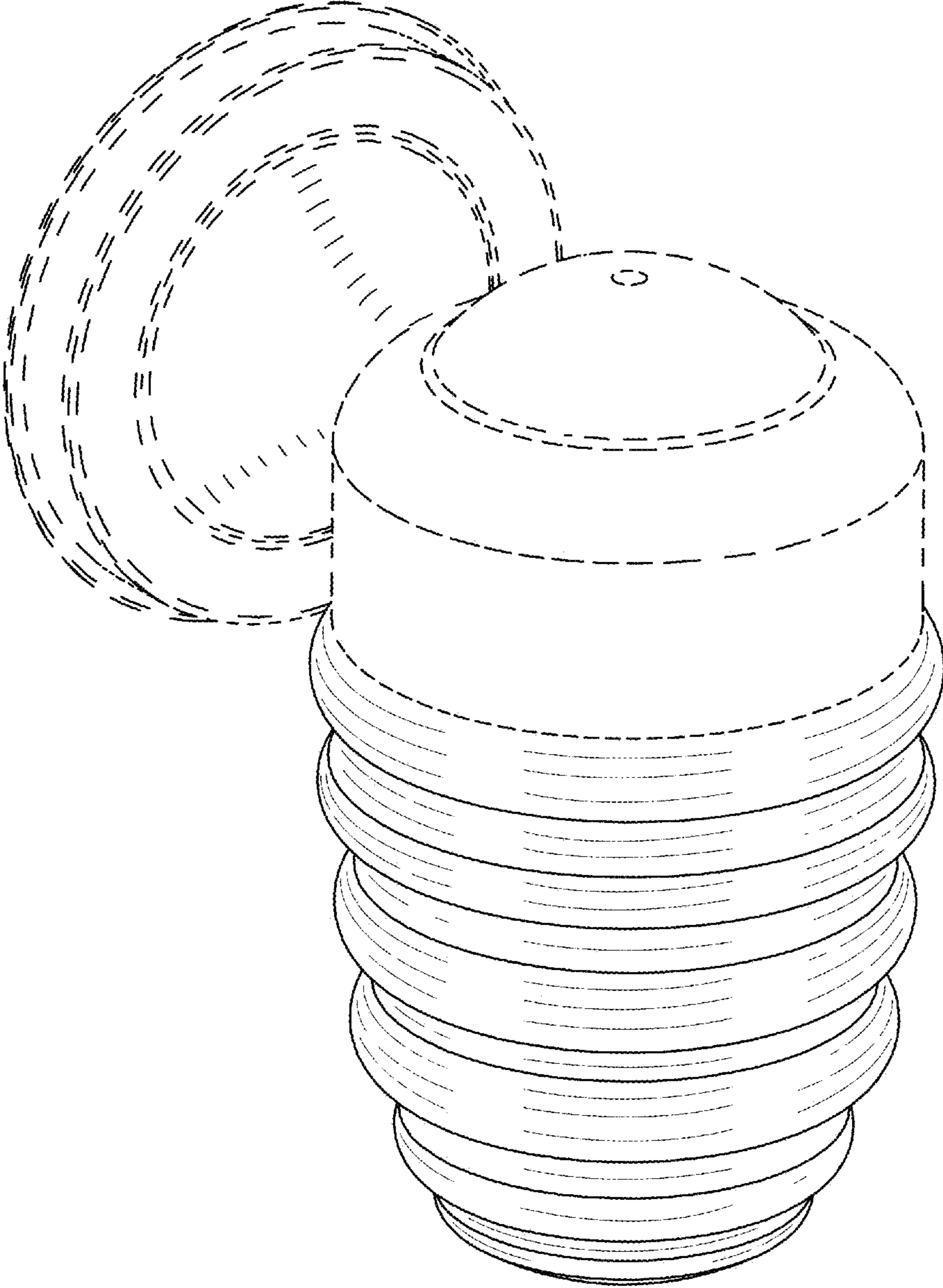


FIG. 1




Fig. 2

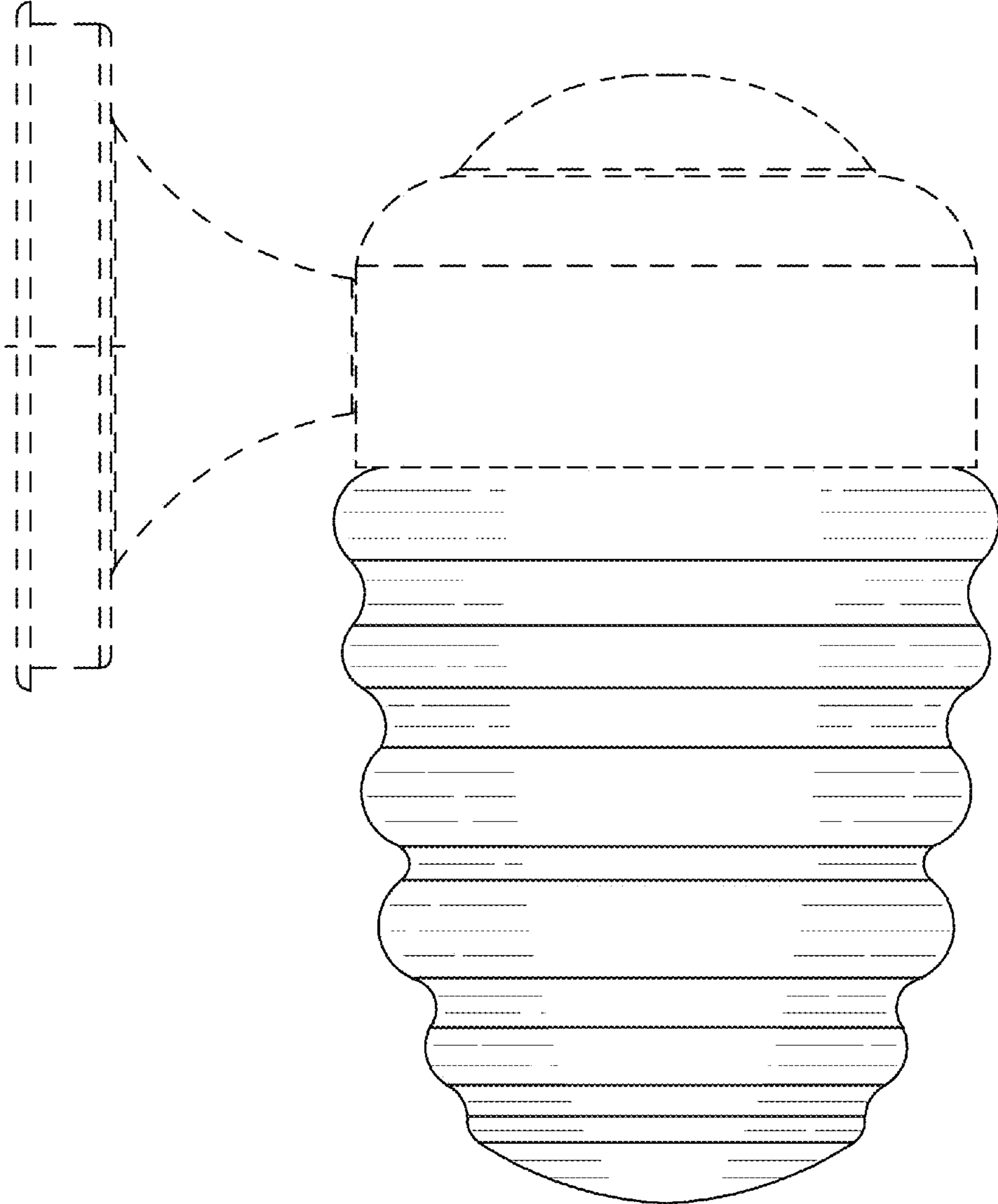


Fig.3

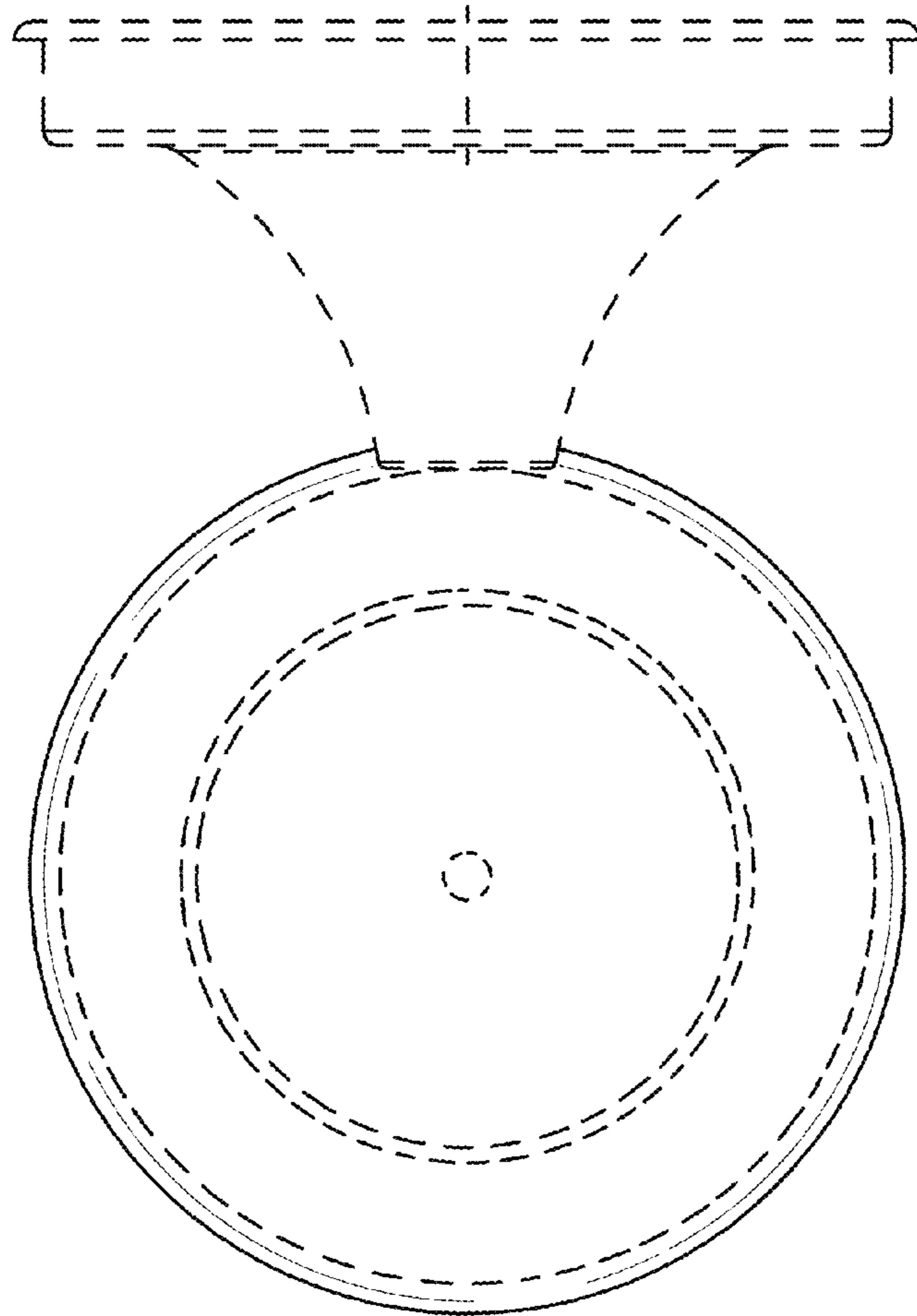


Fig.4

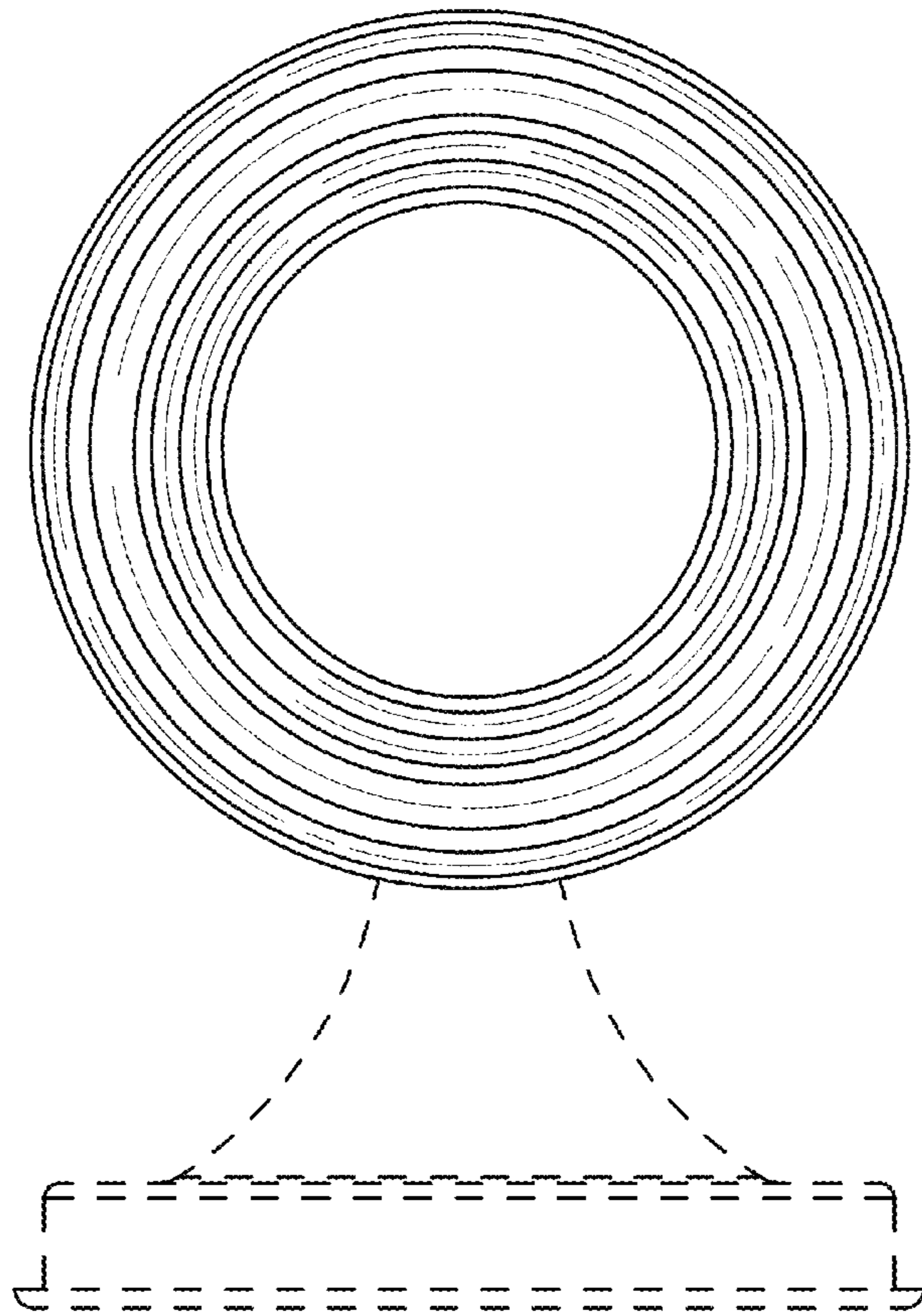


Fig. 5

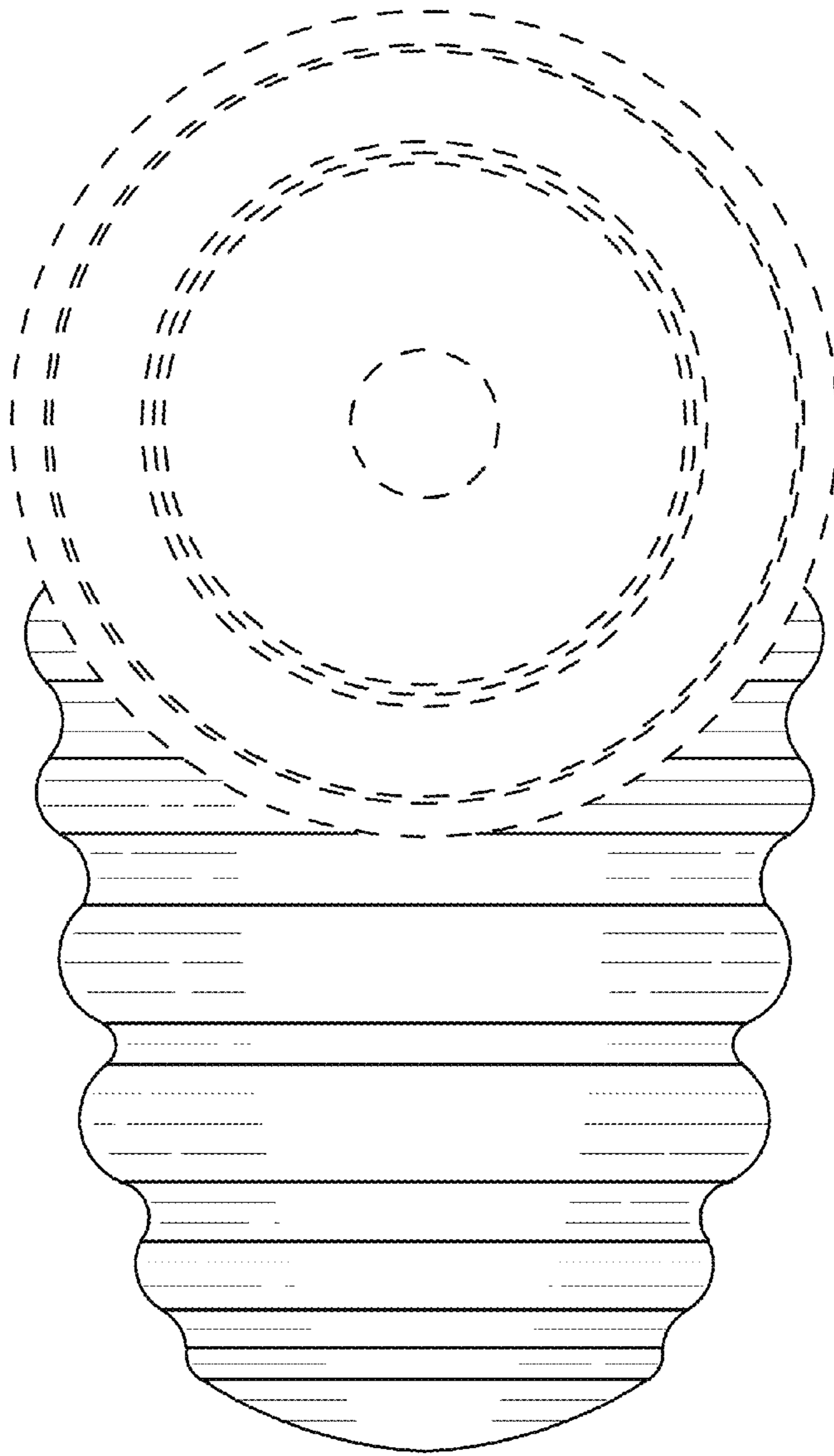


Fig. 6