



US00D694434S

(12) **United States Design Patent**
Valentine

(10) **Patent No.:** **US D694,434 S**

(45) **Date of Patent:** **** Nov. 26, 2013**

(54) **SYNTHETIC THATCH ELEMENT**

(74) *Attorney, Agent, or Firm* — Alston & Bird LLP

(75) Inventor: **David Michael Valentine**, Gainesville, GA (US)

(57) **CLAIM**
I claim the ornamental design for a synthetic thatch element, as shown and described.

(73) Assignee: **Doc Palapa Co.**, Gainesville, GA (US)

(**) Term: **14 Years**

DESCRIPTION

(21) Appl. No.: **29/416,899**

FIG. 1 is a front perspective view of a synthetic thatch element according to a first embodiment of the present design;

(22) Filed: **Mar. 28, 2012**

FIG. 2 is a front elevation view of the synthetic thatch element shown in FIG. 1;

(51) **LOC (9) Cl.** **25-01**

FIG. 3 is a back elevation view of the synthetic thatch element shown in FIG. 1;

(52) **U.S. Cl.**

USPC **D25/143**

FIG. 4 is a side elevation view of the synthetic thatch element shown in FIG. 1, the opposite side view being a mirror image thereof;

(58) **Field of Classification Search**

USPC D25/143, 144, 139; 52/555, 557, 560
See application file for complete search history.

FIG. 5 is a front perspective view of a synthetic thatch element according to a second embodiment of the present design;

(56) **References Cited**

U.S. PATENT DOCUMENTS

D410,095 S * 5/1999 Hedges et al. D25/143
6,226,949 B1 * 5/2001 Huber 52/555
6,972,149 B2 * 12/2005 Kuipers et al. 428/156

FIG. 6 is a front elevation view of the synthetic thatch element shown in FIG. 5;


* cited by examiner

FIG. 7 is a back elevation view of the synthetic thatch element shown in FIG. 5; and,

FIG. 8 is a side elevation view of the synthetic thatch element shown in FIG. 5, the opposite side view being a mirror image thereof.

Primary Examiner — Doris Clark

1 Claim, 8 Drawing Sheets






FIG. 1

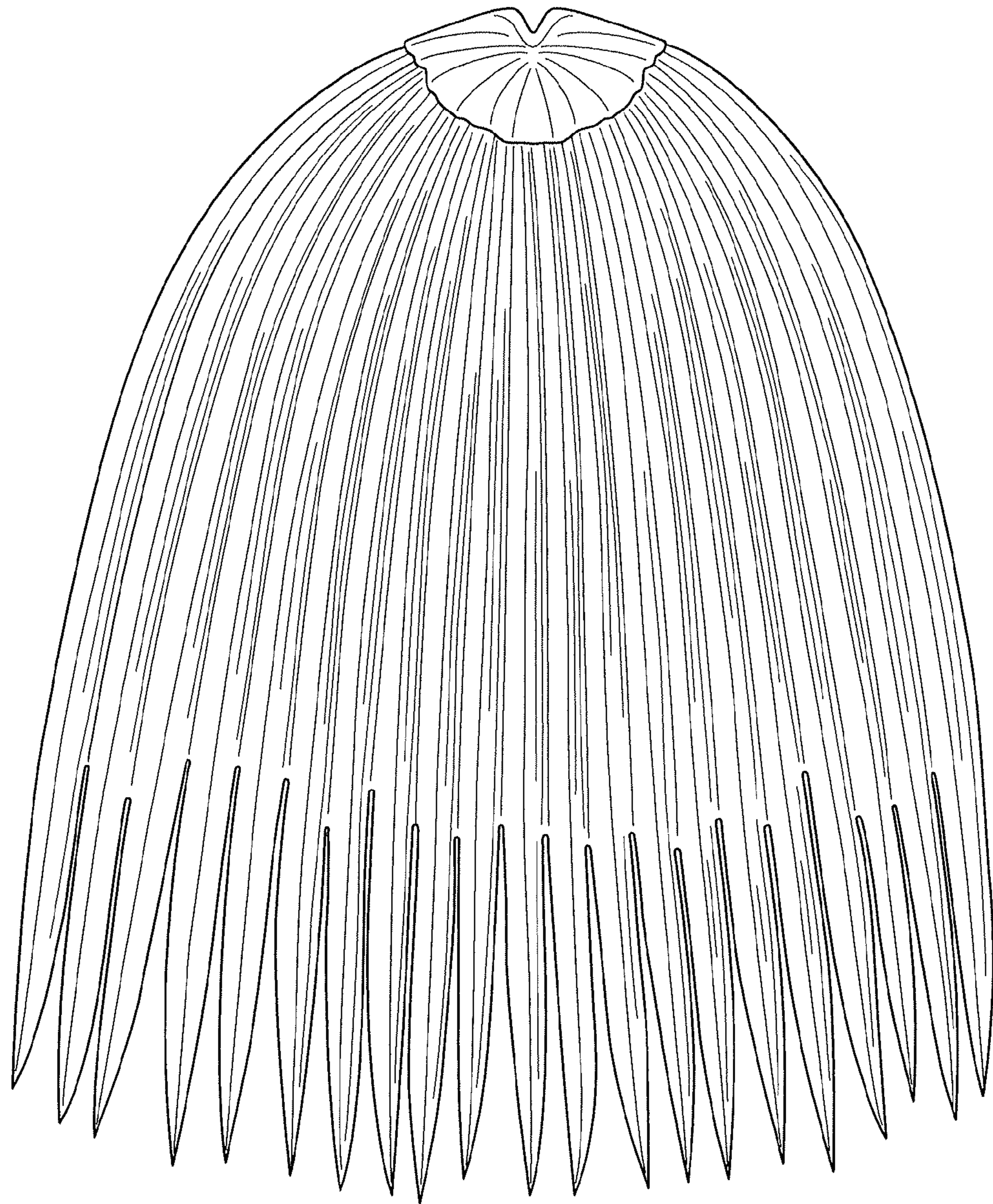


FIG. 2

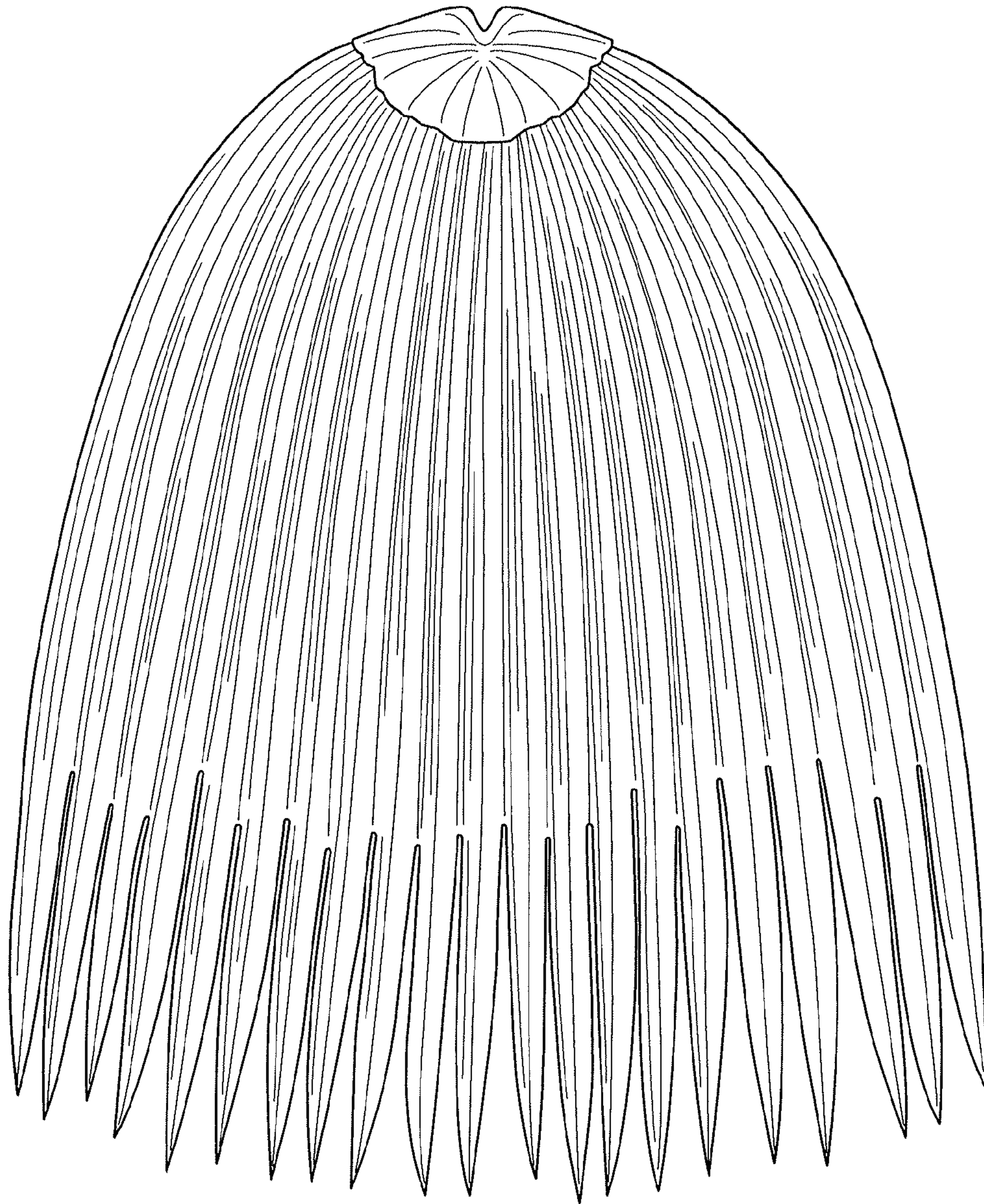


FIG. 3



FIG. 4




FIG. 5




FIG. 6

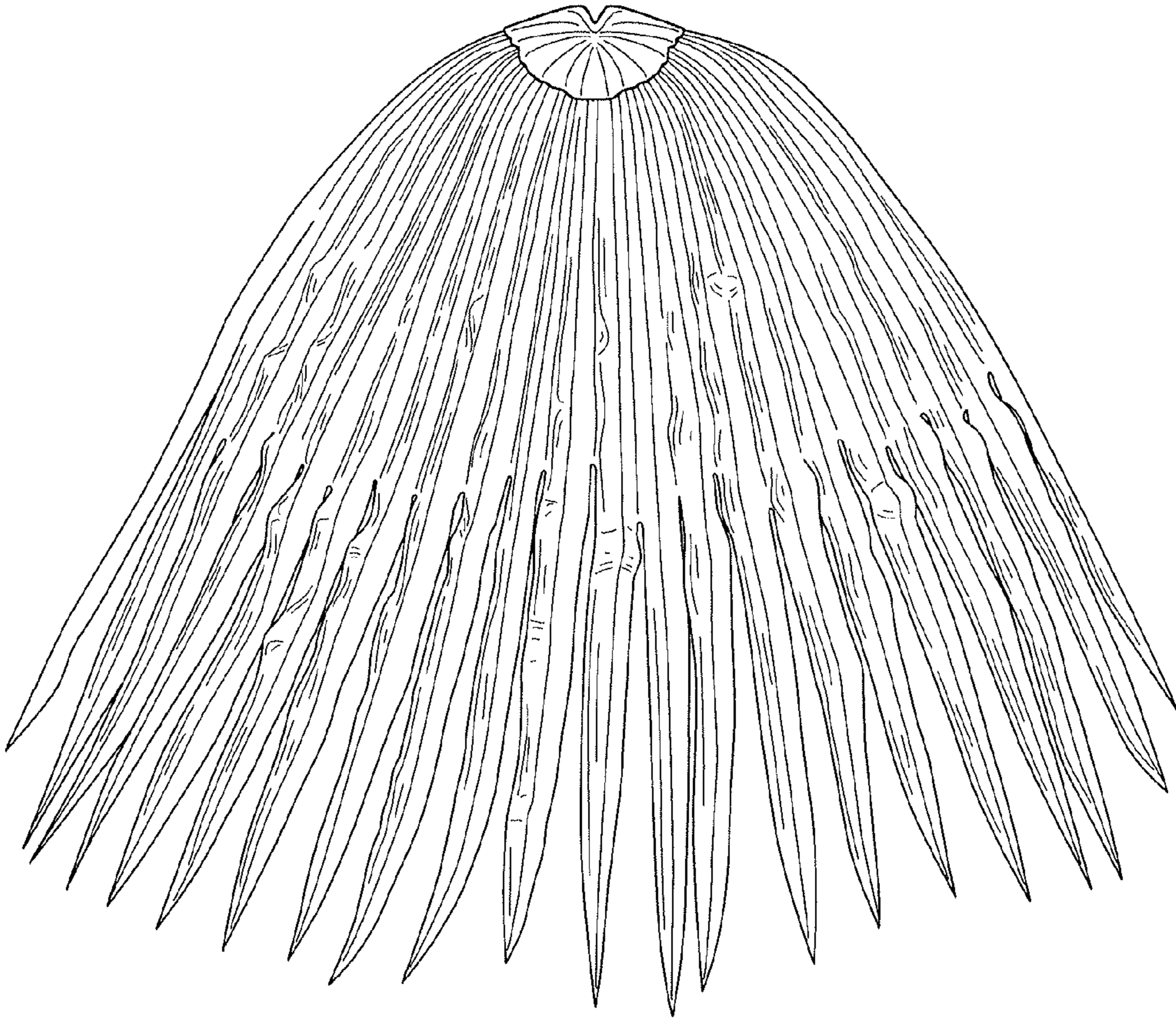


FIG. 7



FIG. 8