

US00D694431S

(12) **United States Design Patent**  
**Burnquist et al.**

(10) **Patent No.:** **US D694,431 S**

(45) **Date of Patent:** **\*\* Nov. 26, 2013**

(54) **MOLDED EDGER WITH SCULPTED FACE**

(71) Applicant: **Anchor Wall Systems, Inc.**,  
Minnetonka, MN (US)

(72) Inventors: **Robert Brian Burnquist**, Chaska, MN  
(US); **Jay J. Johnson**, Star Prairie, WI  
(US); **Steven Paul Bennett**, Coon  
Rapids, MN (US)

(73) Assignee: **Anchor Wall Systems, Inc.**,  
Minnetonka, MN (US)

(\*\*) Term: **14 Years**

(21) Appl. No.: **29/442,348**

(22) Filed: **Feb. 7, 2013**

(51) **LOC (9) Cl.** ..... **25-01**

(52) **U.S. Cl.**  
USPC ..... **D25/113**

(58) **Field of Classification Search**  
USPC ..... D25/102–118, 136, 138, 140, 151, 152,  
D25/153, 156–162, 164; D21/484–491,  
D21/499–504; 405/16, 284, 286;  
52/503–505, 574, 575, 596–612;  
404/27–42; D8/1

See application file for complete search history.

(56) **References Cited**

**U.S. PATENT DOCUMENTS**

D378,702 S	4/1997	Blomquist et al.	
5,775,040 A *	7/1998	Lalvani .....	52/311.2
5,930,947 A	8/1999	Eckhoff	
D443,074 S *	5/2001	Azar .....	D25/113
D483,130 S *	12/2003	Dean et al. ....	D25/113
D506,013 S	6/2005	Anderson et al.	
D511,845 S	11/2005	Anderson	
D515,710 S	2/2006	Anderson et al.	

D515,711 S	2/2006	Anderson	
D521,654 S	5/2006	Anderson et al.	
7,536,825 B2	5/2009	Perotti	
D613,430 S	4/2010	Perotti	
D624,213 S	9/2010	Perotti	
D656,160 S *	3/2012	Strommen et al. ....	D15/5
D657,890 S	4/2012	Riccobene	
D674,512 S *	1/2013	Manthei .....	D25/113
D678,552 S *	3/2013	Mugge et al. ....	D25/113

**OTHER PUBLICATIONS**

“Belgium Blocks,” <http://www.livingstonfarmlandscapes.com/products/stone/edging-and-border-stone/belgium-blocks> . . . , retrieved Mar. 13, 2012.

“Borders & Edging, Norristown Brick, Inc.,” <http://www.norristownbrick.com/borders-edging/>, retrieved Mar. 13, 2012.

“Davesgarden.com,” <http://pics.davesgarden.com/pics/2009/08/25/TexasPuddyPrint/bdadaB.jpg>, retrieved Mar. 13, 2012.

(Continued)

*Primary Examiner* — Anhdao Doan

(74) *Attorney, Agent, or Firm* — Merchant & Gould P.C.

(57) **CLAIM**


The ornamental design for a molded edger with sculpted face, as shown and described.

**DESCRIPTION**

FIG. 1 is a perspective view of a molded edger with sculpted face showing our new design; FIG. 2 is a front view thereof; FIG. 3 is a right side view thereof; FIG. 4 is a left side view thereof; FIG. 5 is a top view thereof; and, FIG. 6 is a bottom view thereof.

The broken lines in the drawing figures are included for the purpose of illustrating portions of the molded edger with sculpted face that form no part of the claimed design.

**1 Claim, 6 Drawing Sheets**



(56)

**References Cited**

OTHER PUBLICATIONS

“Dekorrra Faux Rock Lawn & Garden Stone Border Edging,” <http://rocksfast.com/faux-stone-border-edgers/dekorrra-faux-stone-border-edging.html>, retrieved Mar. 13, 2012.

“Edging stone kerb,” <http://www.archiexpo.com/prod/bradstone/edging-stone-kerbs-11509-347488.html>, retrieved on Mar. 13, 2012.

“Garden Edging,” <http://www.houzz.com/ideabooks/744461/thumbs/garden-edging>, retrieved on Mar. 13, 2012.

“Greensborogardens,” <http://greensborogardens.files.wordpress.com/2008/05/edging3-w.jpg>, retrieved Mar. 13, 2012.

“Image of edger,” <http://images.lowes.com/product/400001/4000001816790.jpg%3Fwid%3D15B%26c>, retrieved Mar. 13, 2012.

“Image of edger,” [http://o.tgn.com/d/landscaping/1/0/M/L/garden\\_edging\\_1.jpg](http://o.tgn.com/d/landscaping/1/0/M/L/garden_edging_1.jpg), retrieved Mar. 13, 2012.

“Image of edger,” <http://www.walmart.com/ip/Suncast-Border-Stone-Edging/6435917?findingMethod=rr>, retrieved on Mar. 13, 2012.

“Ron Hazelton Home Improvement Online, How to Lay Edging Blocks Along Beds,” [http://www.ronhazelton.com/tips/how\\_to\\_lay\\_edging\\_blocks\\_along\\_beds](http://www.ronhazelton.com/tips/how_to_lay_edging_blocks_along_beds), retrieved Mar. 13, 2012.

“Suncast Border Stone Edging,” <http://www.walmart.com/ip/Suncast-Border-Stone-Edging/6435917>, retrieved Mar. 13, 2012.

\* cited by examiner




FIG. 1



FIG. 2

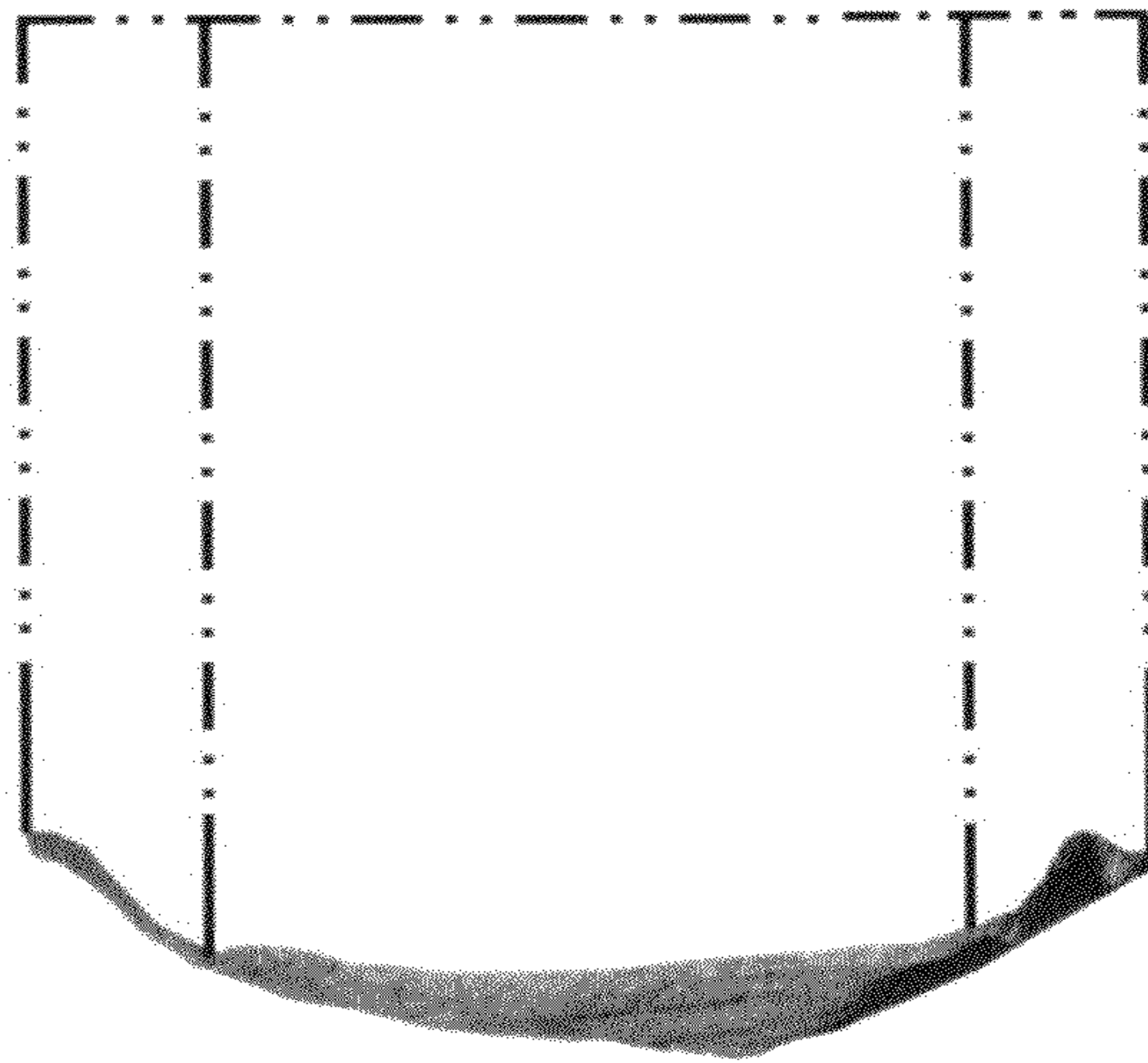


FIG. 3

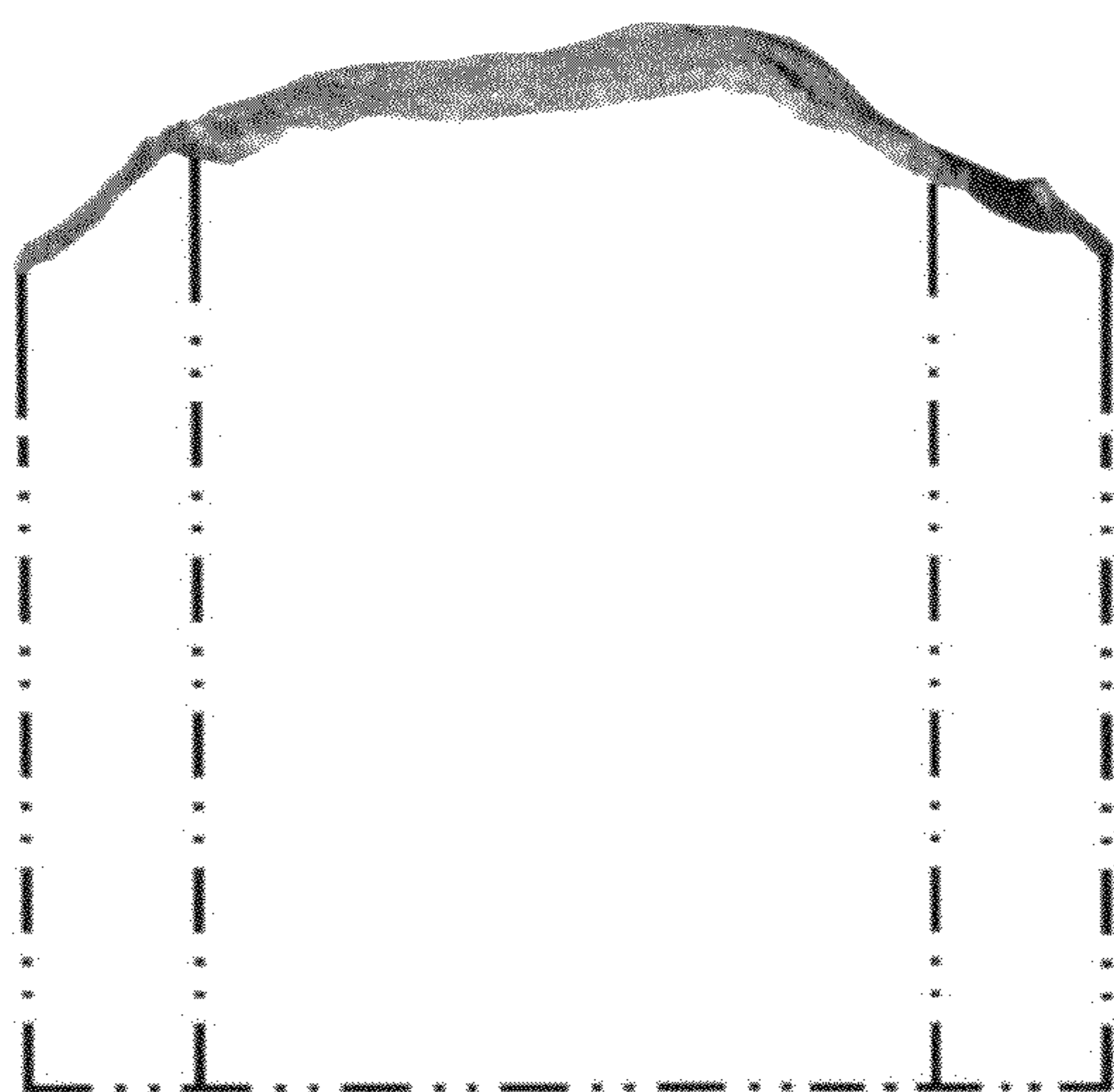



FIG. 4

FIG. 5



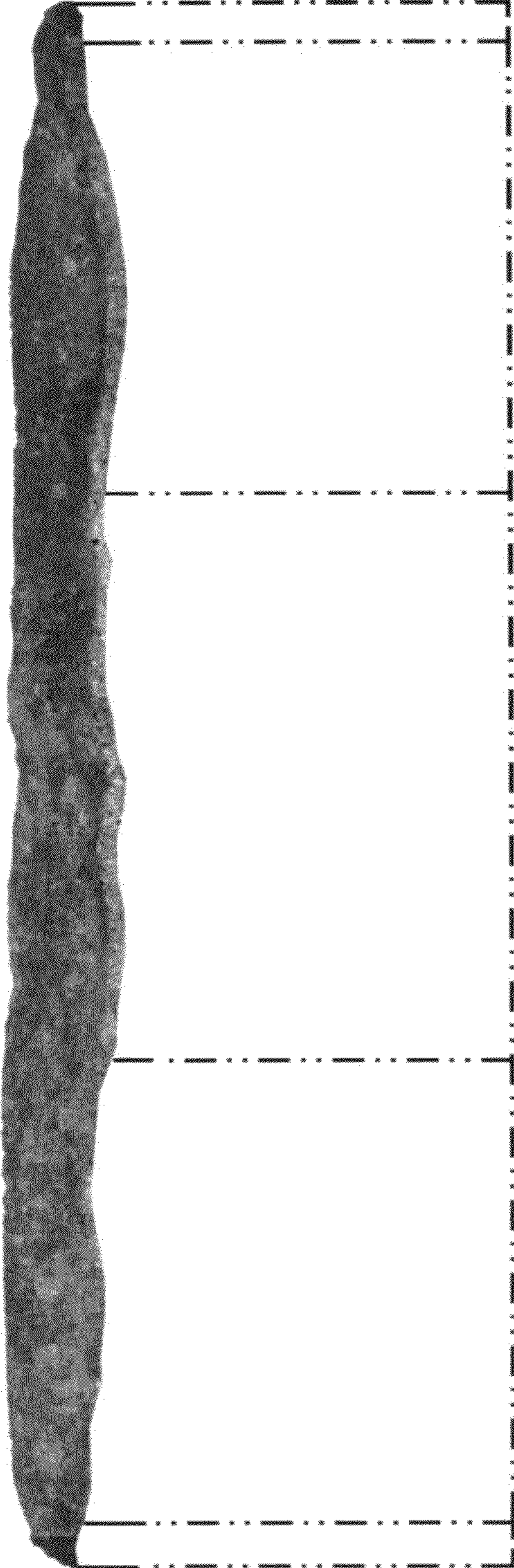


FIG. 6