



US00D694427S

(12) **United States Design Patent**
Eckert et al.

(10) **Patent No.:** **US D694,427 S**

(45) **Date of Patent:** **** Nov. 26, 2013**

(54) **KITCHEN**

(71) Applicant: **Bulthaup GmbH & Co. KG,**
Bodenkirchen (DE)

(72) Inventors: **Marc Eckert, Landshut (DE); Klaus Dellbeck, Munich (DE)**

(73) Assignee: **Bulthaup GmbH & Co. KG,**
Bodenkirchen (DE)

(**) Term: **14 Years**

(21) Appl. No.: **29/444,447**

(22) Filed: **Jan. 30, 2013**

(30) **Foreign Application Priority Data**

Aug. 9, 2012 (EP) 2 085 878

(51) **LOC (9) Cl.** **25-03**

(52) **U.S. Cl.**
USPC **D25/35**

(58) **Field of Classification Search**
USPC D25/36, 58, 59, 555; 52/33, 36, 38, 234
See application file for complete search history.

(56) **References Cited**

U.S. PATENT DOCUMENTS

3,195,701	A *	7/1965	Brazelton	52/461
D208,256	S *	8/1967	Rich	D6/421
D224,932	S *	10/1972	Schuler et al.	D23/272
3,708,709	A	1/1973	Morrison et al.		
4,288,948	A *	9/1981	Harris	52/28
4,360,991	A *	11/1982	West	52/29
D290,658	S *	6/1987	Bianchin Scarpa et al.	...	D25/58
4,832,208	A	5/1989	Finnegan		
D340,533	S *	10/1993	Beaulieu et al.	D25/58

D395,521	S *	6/1998	De Leu	D25/58
D397,561	S *	9/1998	DePottay et al.	D6/455
D473,952	S *	4/2003	Smith et al.	D25/58
D674,114	S *	1/2013	Van De Ven	D25/58

FOREIGN PATENT DOCUMENTS

DE	1781142	U	1/1959
DE	3601583	A1	8/1986
DE	4231460	C2	3/1994
DE	29809122	U1	9/1998
DE	400002970001		2/2000
DE	202008000393	U1	4/2008
DE	102008047315	A1	5/2010
DE	402009005769-0005		7/2010
DE	202009001325	U1	11/2010
DE	402010004191-0019		9/2011
DE	402010004191-0024		9/2011
DE	202012003483	U1	5/2012
EP	00023577-0001		10/2003
EP	00107222-0015		3/2004
EP	000257811-0001		2/2005

(Continued)

Primary Examiner — Eric Goodman

(74) *Attorney, Agent, or Firm* — Alleman Hall McCoy Russell & Tuttle LLP

(57) **CLAIM**

The ornamental design for a kitchen, as shown and described.

DESCRIPTION

FIG. 1 is a top view of a design for a kitchen according to the present disclosure.

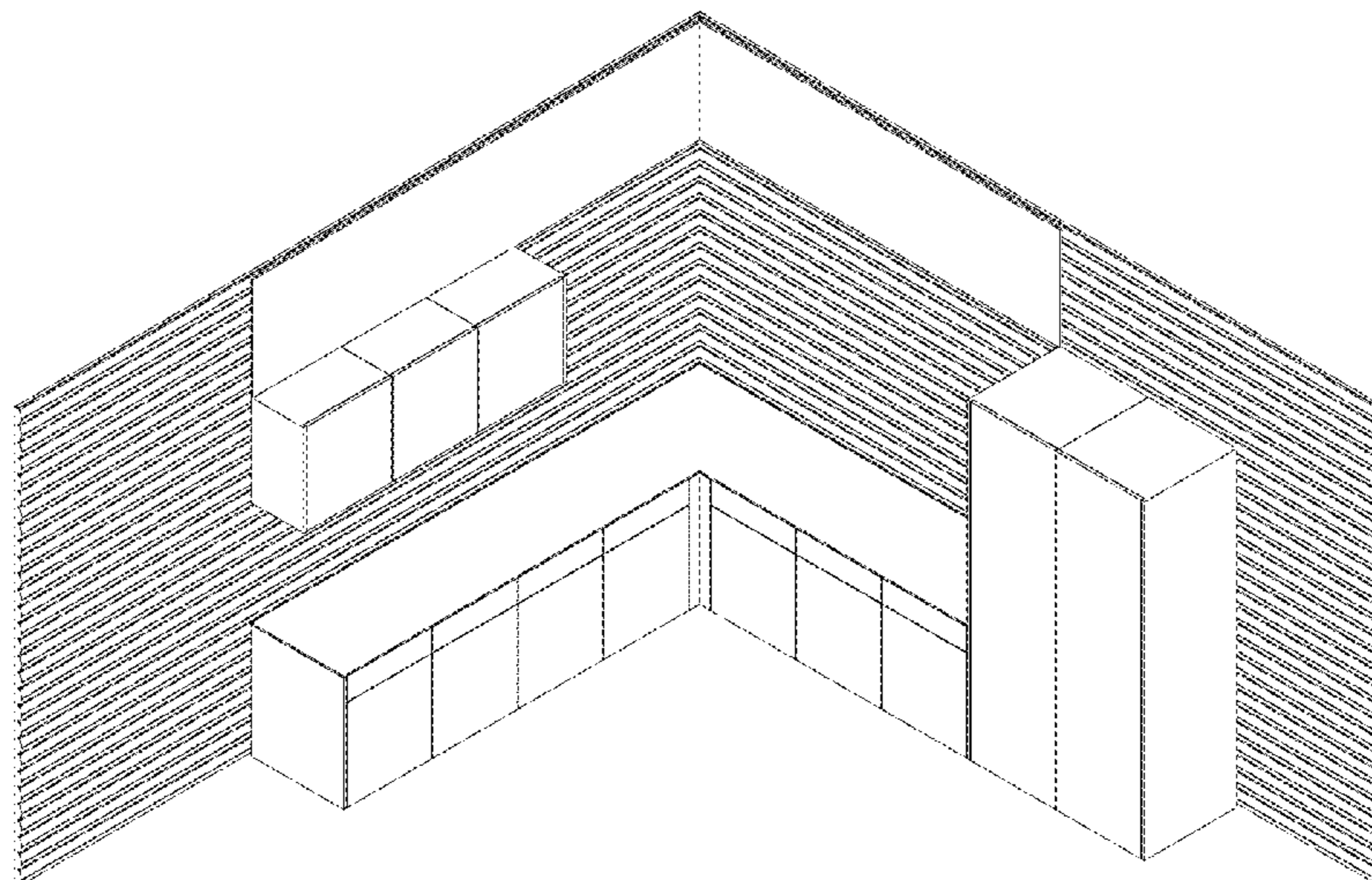
FIG. 2 is a top-front perspective view of the kitchen of FIG. 1.

FIG. 3 is a right side view of the kitchen of FIG. 1; and,

FIG. 4 is a left side view of the kitchen of FIG. 1.

The solid lines in FIGS. 1-4 illustrate a kitchen according to the present disclosure. Front, rear, and bottom views are not shown as they do not show any additional claimed features.

1 Claim, 1 Drawing Sheet



(56)

References Cited

FOREIGN PATENT DOCUMENTS

EP	000257811-0031	2/2005
EP	000257811-0032	2/2005
EP	000263942-0001	3/2005
EP	000263942-0002	3/2005
EP	000301361-0001	3/2005
EP	1195117 B1	8/2005
EP	000558366-0002	8/2006
EP	00724018-0001	6/2007
EP	000789946-0001	10/2007

EP	000824990-0001	11/2007
EP	00845243	1/2008
EP	001206015-0005	5/2010
EP	001206015-0006	5/2010
EP	001206015-0007	5/2010
EP	001206015-0008	5/2010
EP	001206015-0009	5/2010
EP	001206015-0010	5/2010
EP	2243396 A2	10/2010
EP	2353459 A1	8/2011
WO	9005354 A1	5/1990
WO	20064837	11/2003

* cited by examiner

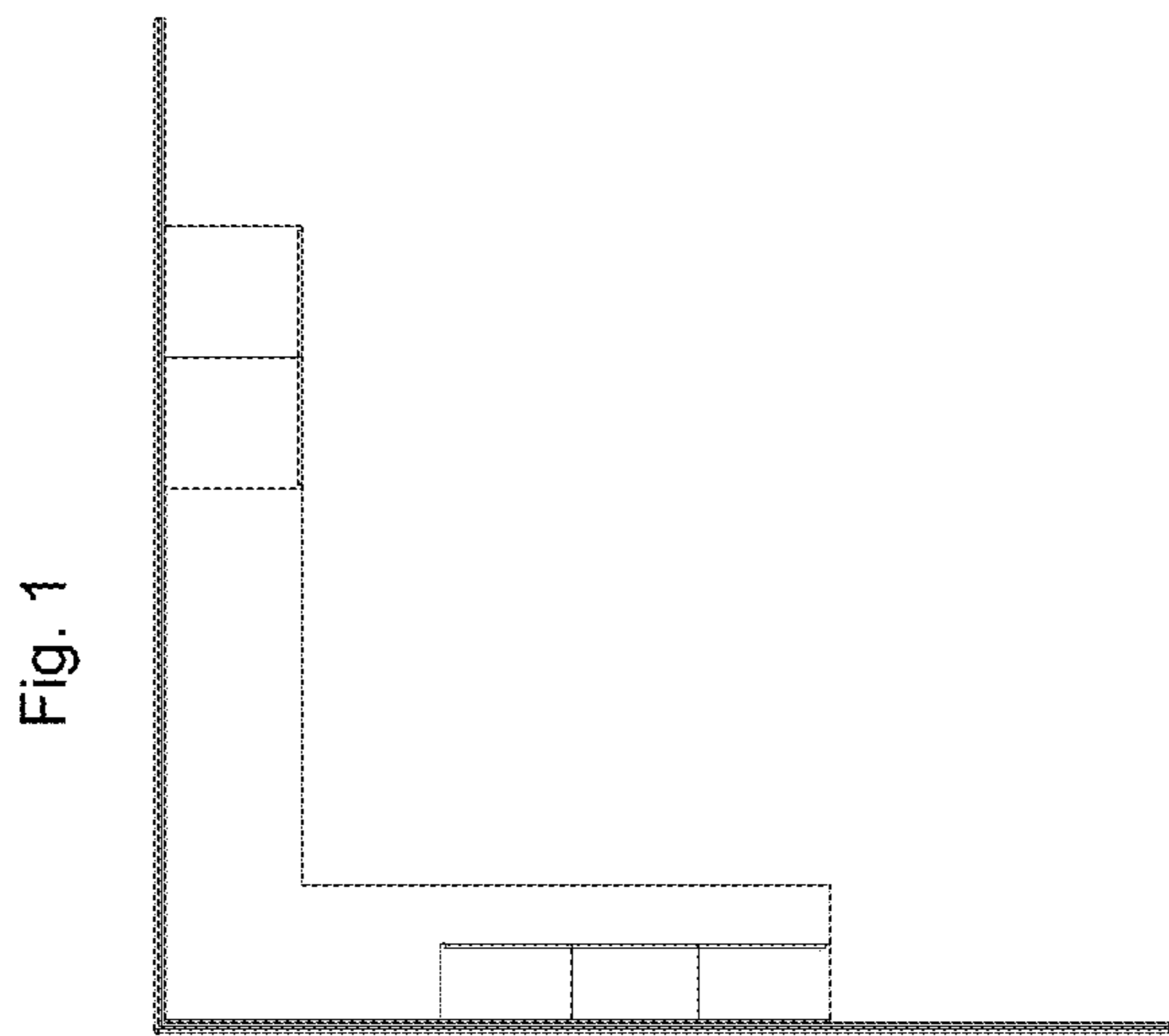


Fig. 1

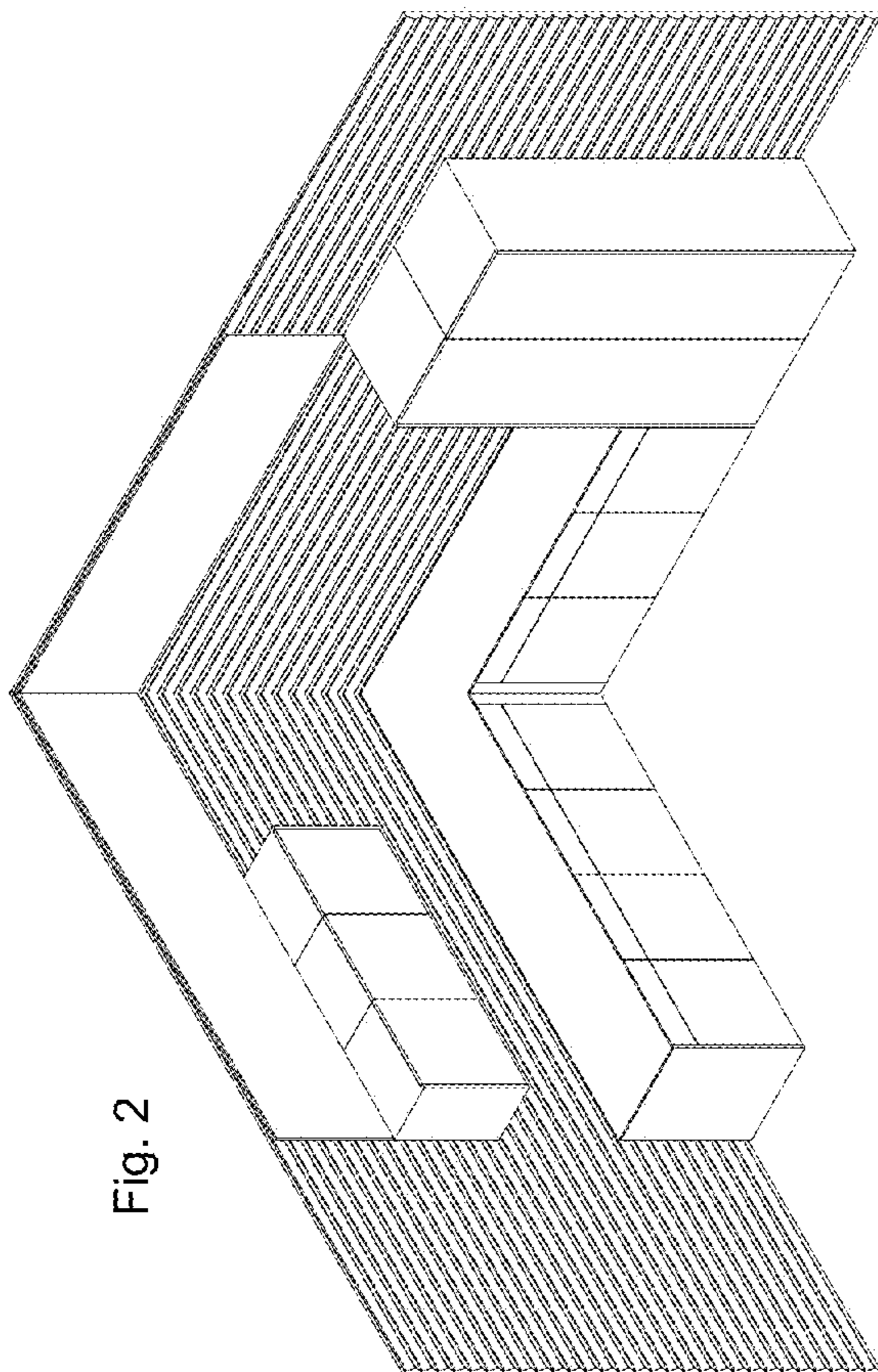


Fig. 2




Fig. 3

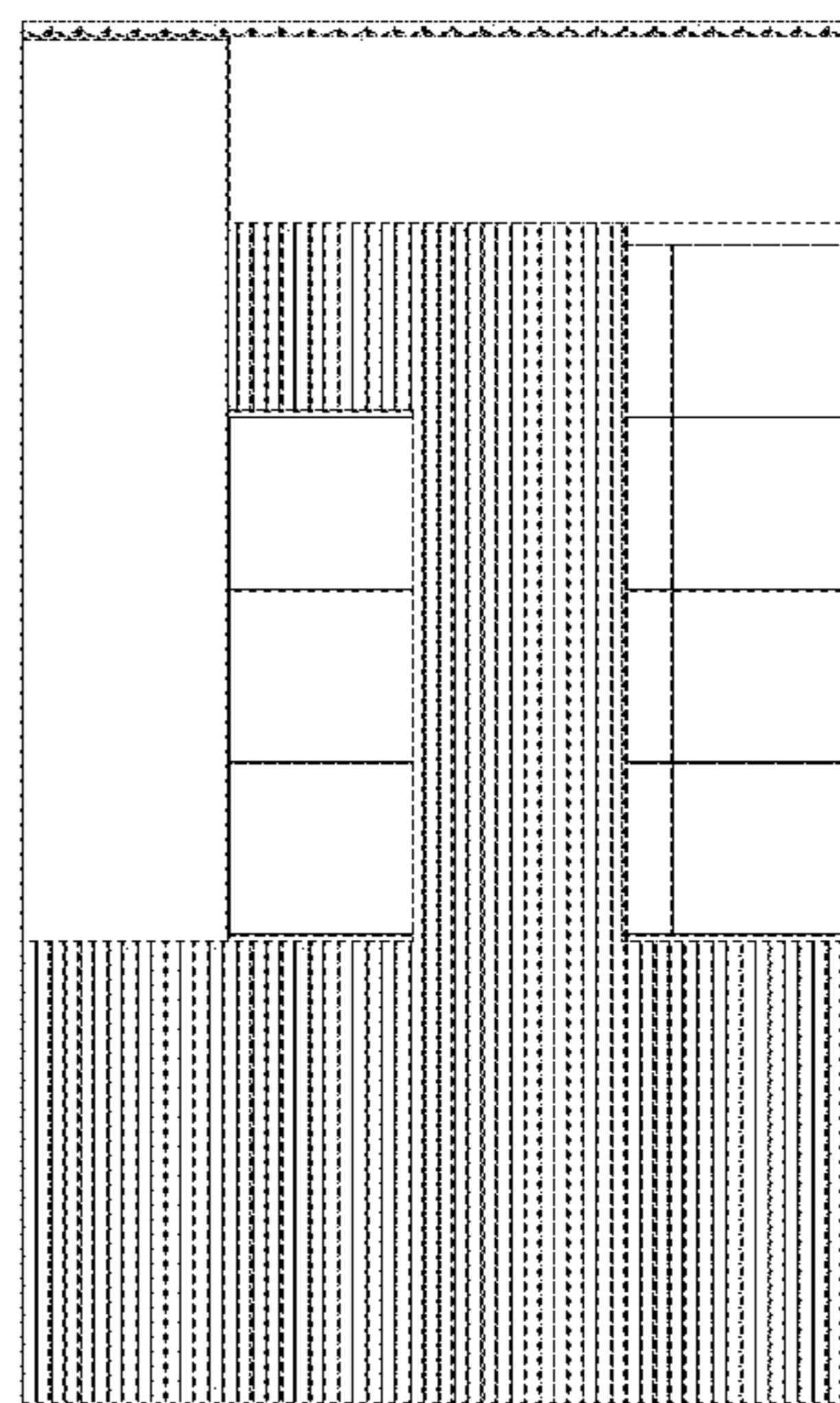


Fig. 4