

US00D694425S

(12) **United States Design Patent**  
**Markovsky et al.**

(10) **Patent No.:** **US D694,425 S**

(45) **Date of Patent:** **\*\* Nov. 26, 2013**

- (54) **RECOGNITION TEST STRIP**
- (75) Inventors: **Robert J. Markovsky**, Brentwood, NH (US); **Stanley E. Charm**, Boston, MA (US); **Richard T. Skiffington**, N. Reading, MA (US)
- (73) Assignee: **Charm Sciences, Inc.**, Lawrence, MA (US)

D419,439	S	*	1/2000	Markovsky et al.	.....	D9/415
D420,141	S	*	2/2000	Casterlin	.....	D24/223
6,335,203	B1	*	1/2002	Patel et al.	.....	436/169
D456,910	S	*	5/2002	Clark et al.	.....	D24/225
6,475,805	B1	*	11/2002	Charm et al.	.....	436/514
D477,670	S	*	7/2003	Jurik et al.	.....	D24/225
D501,560	S	*	2/2005	Whyte et al.	.....	D24/225
7,097,983	B2	*	8/2006	Markovsky et al.	.....	435/7.1
7,118,875	B2	*	10/2006	Klepp et al.	.....	435/7.1
D602,165	S	*	10/2009	Dimmer et al.	.....	D24/225
2009/0029479	A1	*	1/2009	Docherty et al.	.....	436/149

(\*\*) Term: **14 Years**

\* cited by examiner

(21) Appl. No.: **29/408,364**

*Primary Examiner* — Anhdao Doan

(22) Filed: **Dec. 12, 2011**

(74) *Attorney, Agent, or Firm* — MacCord Mason PLLC

(51) **LOC (9) Cl.** ..... **24-01**

(57) **CLAIM**

The ornamental design for a recognition test strip, as shown and described.

(52) **U.S. Cl.**

**DESCRIPTION**

USPC ..... **D24/225**

(58) **Field of Classification Search**

USPC ..... D24/216–217, 219, 222–226, 227, 231, D24/232, 107, 169, 186; D10/81; 422/400–404, 408, 430, 68.1, 56, 69, 422/500; 435/287.1, 287.3, 287.4, 288.1, 435/288.3, 288.7, 806

See application file for complete search history.

FIG. 1 is a perspective view of a recognition test strip; FIG. 2 is a front view thereof; FIG. 3 is right view thereof (the left view being a mirror image); FIG. 4 is an enlarged top plan view thereof (the opposite end view being a mirror image); and, FIG. 5 is an enlarged fragmentary rear view thereof. The broken lines in all views are included for the purpose of illustrating portions of the recognition test strip that form no part of the claimed design.

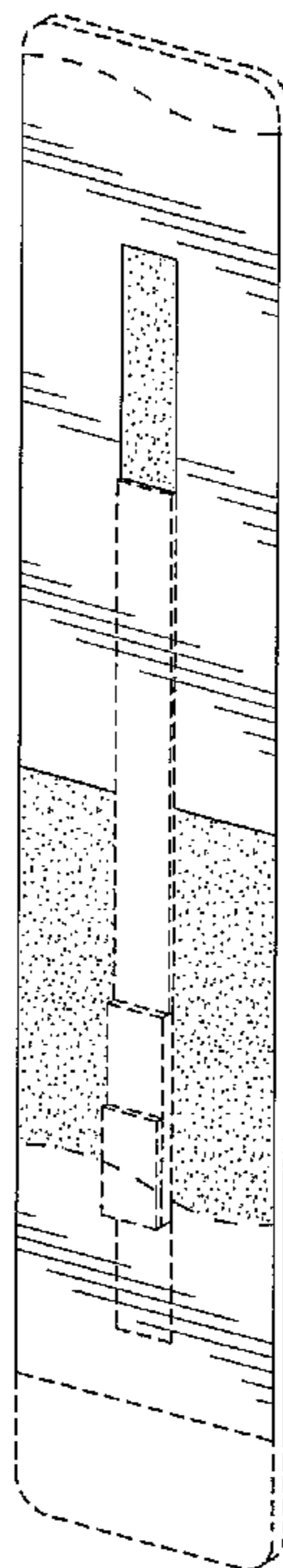
The curved dashed lines in the drawing views are included to show the point at which the magnified view, FIG. 5, is cut and form no part of the claimed design.

(56) **References Cited**

**U.S. PATENT DOCUMENTS**

D320,269	S	*	9/1991	Hammond	.....	D24/225
D381,591	S	*	7/1997	Rice et al.	.....	D10/81
D383,550	S	*	9/1997	Larson et al.	.....	D24/225
5,843,691	A	*	12/1998	Douglas et al.	.....	435/14
5,866,241	A	*	2/1999	Xiang	.....	428/210

**1 Claim, 4 Drawing Sheets**



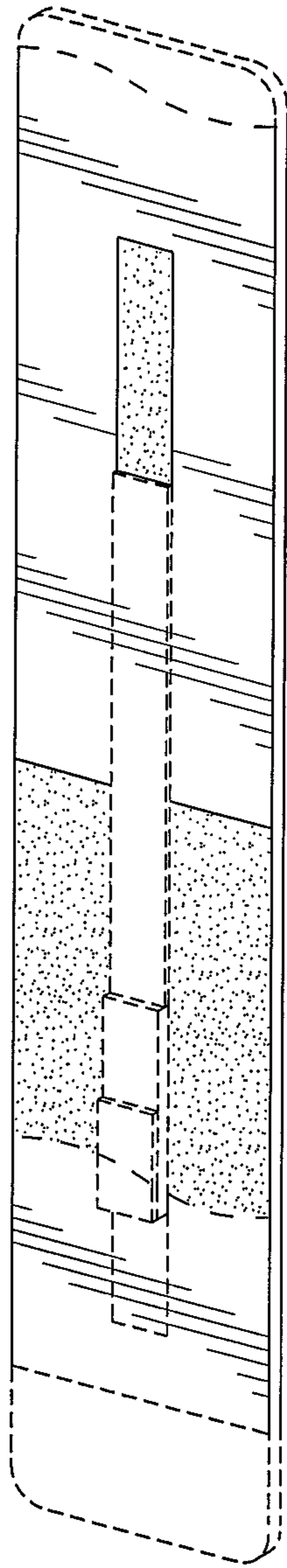


FIG. 1

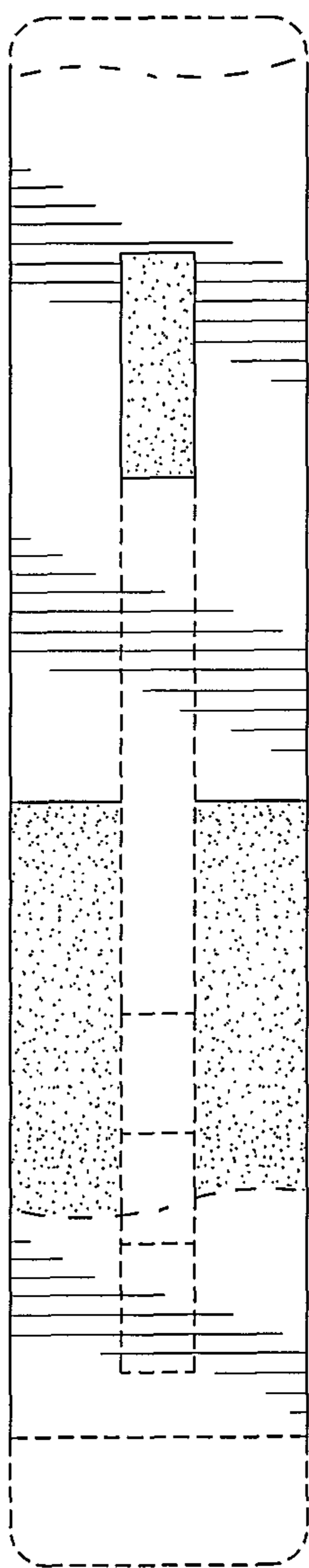


FIG. 2



FIG. 3




FIG. 4

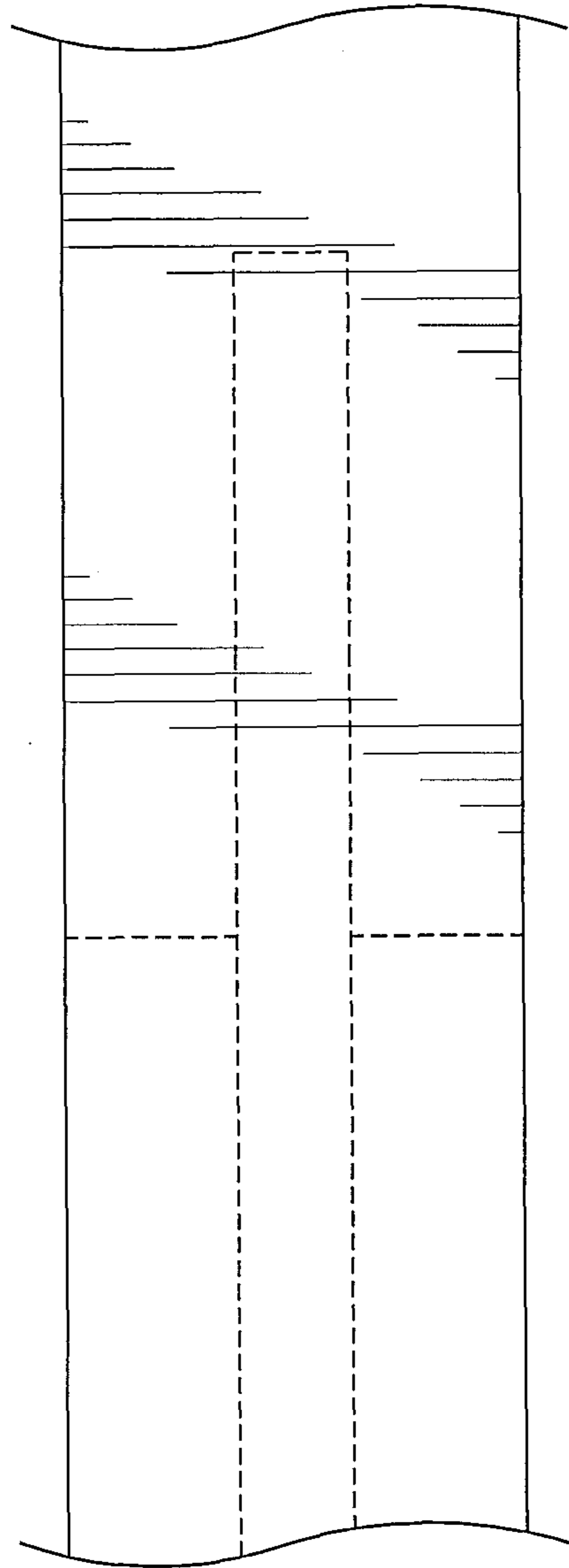


FIG. 5