



US00D694414S

(12) **United States Design Patent**  
**Sparkes**

(10) **Patent No.:** **US D694,414 S**  
(45) **Date of Patent:** **\*\* Nov. 26, 2013**

- (54) **LEG SUPPORT HARNESS**
- (71) Applicant: **Larry Clyde Sparkes**, Toronto (CA)
- (72) Inventor: **Larry Clyde Sparkes**, Toronto (CA)
- (\*\*) Term: **14 Years**
- (21) Appl. No.: **29/449,692**
- (22) Filed: **Mar. 15, 2013**

- 4,495,941 A 1/1985 Rathvon et al.
- 4,566,447 A 1/1986 Deis
- 4,599,996 A 7/1986 Seith et al.
- 4,628,925 A 12/1986 Witzel
- 4,793,370 A 12/1988 Perez et al.
- 4,913,136 A 4/1990 Chong et al.
- 5,172,703 A 12/1992 Tiede et al.
- 5,230,700 A 7/1993 Humbert et al.
- 5,348,035 A 9/1994 Porter
- 5,362,295 A 11/1994 Nurge
- 5,518,486 A 5/1996 Sheeler
- 5,564,131 A 10/1996 Anscher
- D377,833 S 2/1997 Schwartz
- 5,643,184 A 7/1997 Toso
- 5,779,655 A 7/1998 Holden

**Related U.S. Application Data**

- (62) Division of application No. 29/398,631, filed on Aug. 2, 2011, now Pat. No. Des. 685,950.
- (51) **LOC (9) Cl.** ..... **24-04**
- (52) **U.S. Cl.**  
USPC ..... **D24/190**
- (58) **Field of Classification Search**  
USPC ..... D29/100, 100.1, 101.2, 101.4, 124;  
D21/683, 662; D30/152; 2/311;  
119/770; 182/3, 4, 5, 6, 9, 133;  
244/151 R; 297/485; 482/121; 602/23,  
602/25, 128, 14; D24/190  
See application file for complete search history.

(Continued)

*Primary Examiner* — Susan Bennett Hattan

(74) *Attorney, Agent, or Firm* — Ledgley Law; Cynthia J. Ledgley

(57) **CLAIM**

The ornamental design for a leg support harness, as shown and described.

**DESCRIPTION**

FIG. 1 is a front perspective view of the leg support harness, depicted in an embodiment as worn by a person, showing my new design;

FIG. 2 is a front perspective view of the leg support harness, showing my new design;

FIG. 3 is a left side view of the leg support harness shown in FIG. 2, showing my new design;

FIG. 4 is a front view of the leg support harness shown in FIG. 2, showing my new design;

FIG. 5 is a right side view of the leg support harness shown in FIG. 2, showing my new design; and,

FIG. 6 is a rear view of the leg support harness shown in FIG. 2, showing my new design.

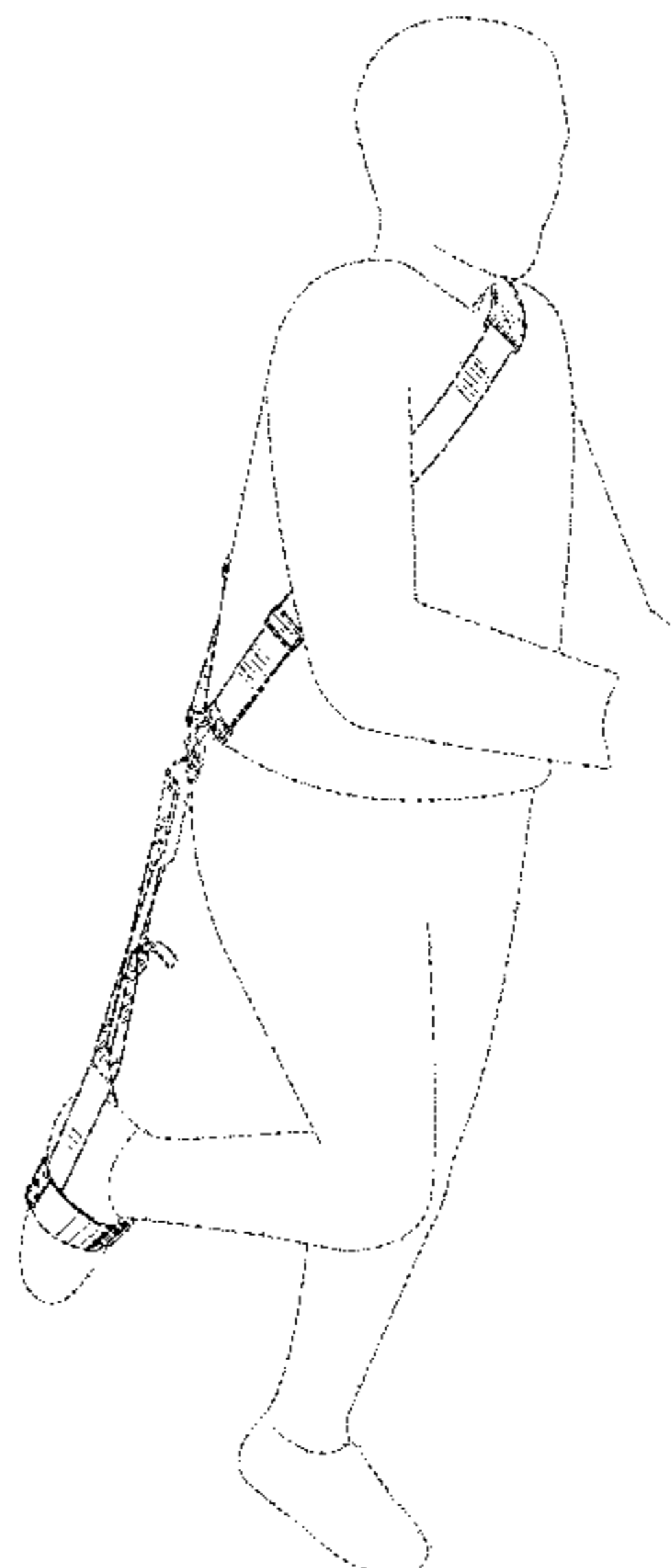
The broken lines in the drawing depict environmental subject matter only and form no part of the claimed design.

(56) **References Cited**

**U.S. PATENT DOCUMENTS**

- 420,179 A 1/1890 Yagn
- 1,548,711 A 8/1925 Cooper
- 1,562,294 A 11/1925 Cooper
- 1,608,032 A 11/1926 McNabb
- 2,097,376 A 10/1937 Marshman
- 2,543,847 A 3/1951 Hallstedt
- 2,654,365 A 10/1953 Whitaker
- 3,554,194 A 1/1971 Johnson
- 3,739,772 A 6/1973 Ennis
- 4,252,112 A 2/1981 Joyce
- 4,329,982 A 5/1982 Heaney
- 4,430,990 A 2/1984 Whitehead
- 4,483,336 A 11/1984 Deitch

**1 Claim, 6 Drawing Sheets**



(56)

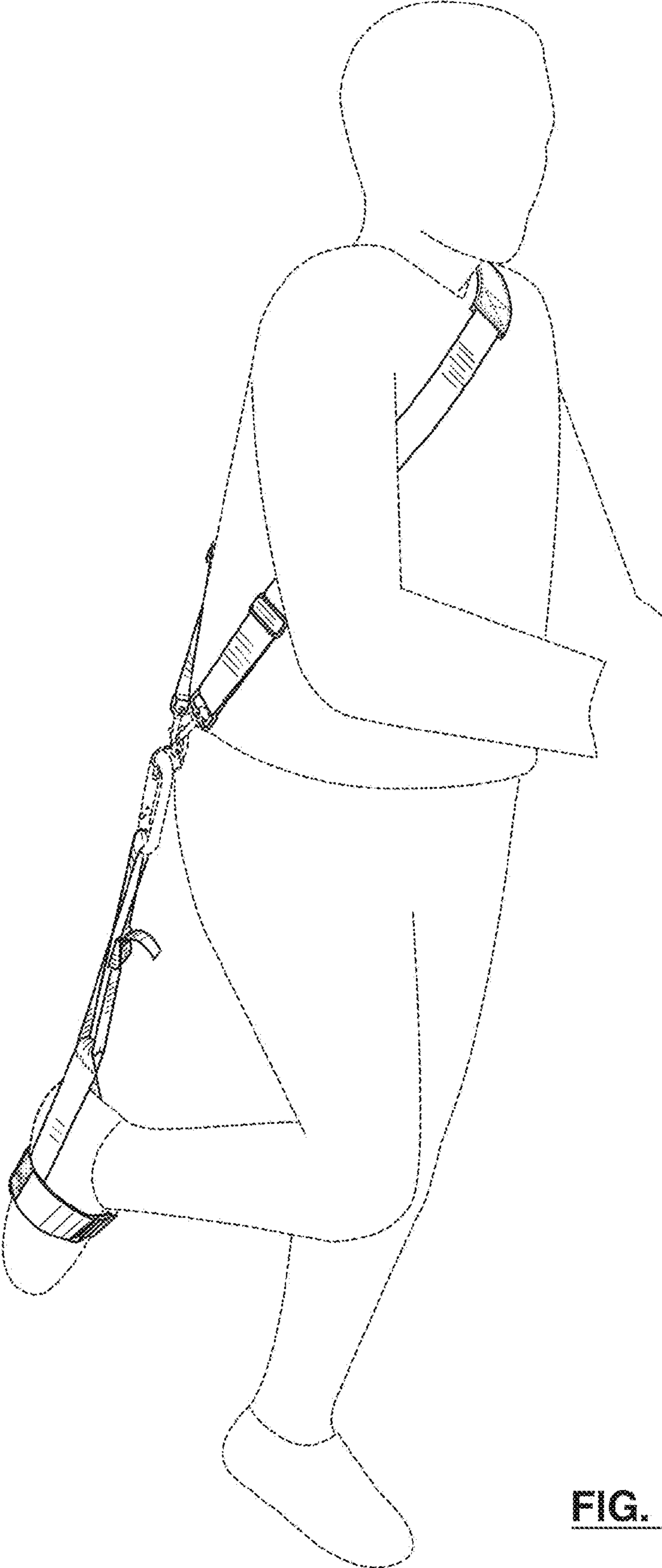
**References Cited**

U.S. PATENT DOCUMENTS

5,860,944 A 1/1999 Hoffman, Jr.  
5,882,321 A 3/1999 Fisk  
5,911,696 A 6/1999 Coates  
6,004,282 A 12/1999 Whitley  
6,361,517 B1 3/2002 Slinger  
6,428,495 B1 8/2002 Lynott  
D476,052 S 6/2003 Barth et al.  
D485,361 S 1/2004 Urban et al.  
D493,001 S 7/2004 Urban et al.

D500,138 S 12/2004 Urban et al.  
6,837,862 B2 1/2005 Driver, Jr.  
6,932,096 B2 8/2005 Marek  
7,007,705 B1 3/2006 Thrower  
7,168,110 B2 1/2007 Girard et al.  
7,743,885 B2 6/2010 Martin et al.  
7,749,141 B2 7/2010 Meisterling  
7,753,864 B2 7/2010 Beckwith et al.  
D664,612 S \* 7/2012 Pinskiy et al. .... D21/662  
D674,448 S \* 1/2013 Puig et al. .... D21/662  
2003/0098051 A1 5/2003 Fismer

\* cited by examiner



**FIG. 1**

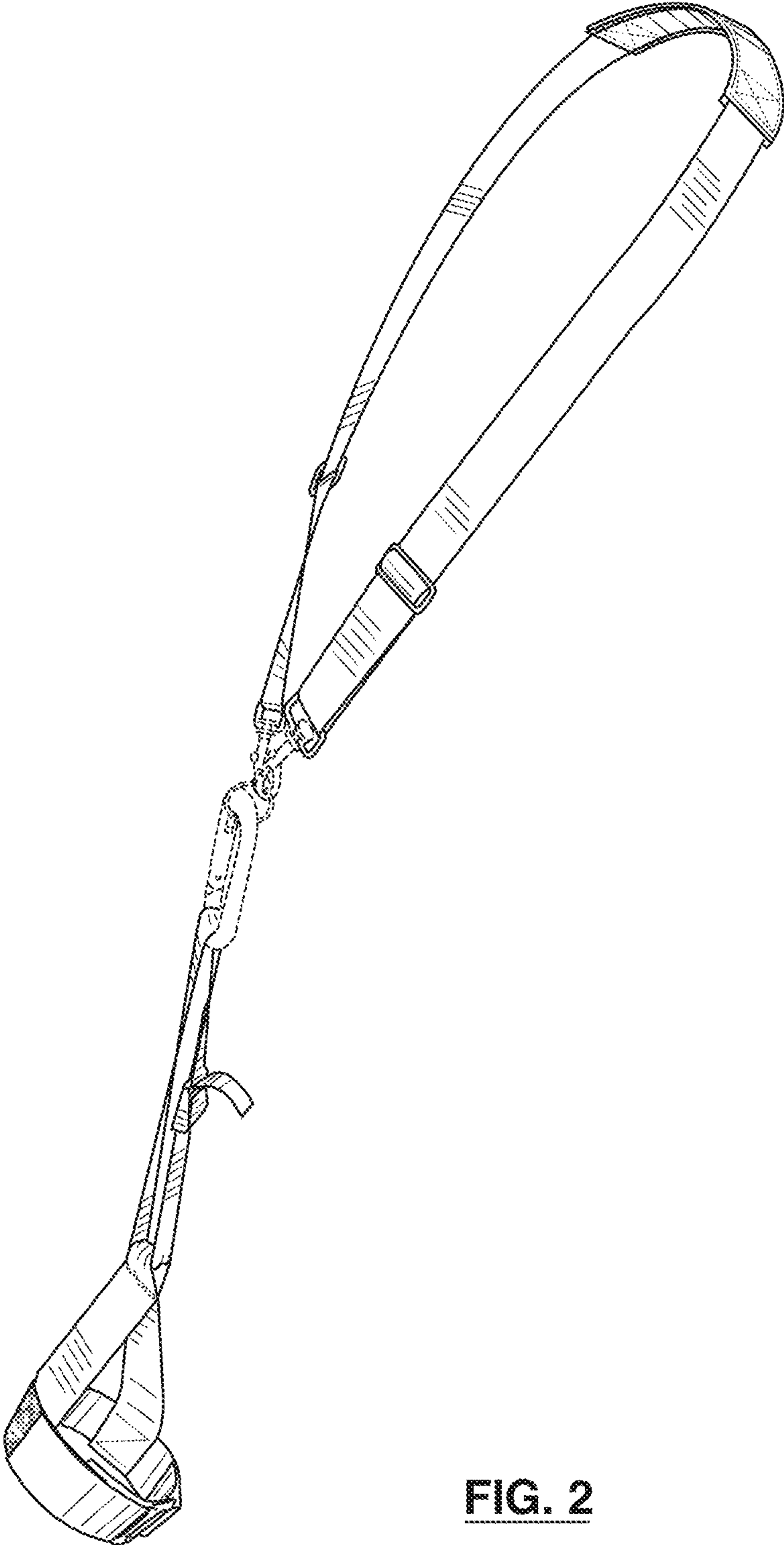
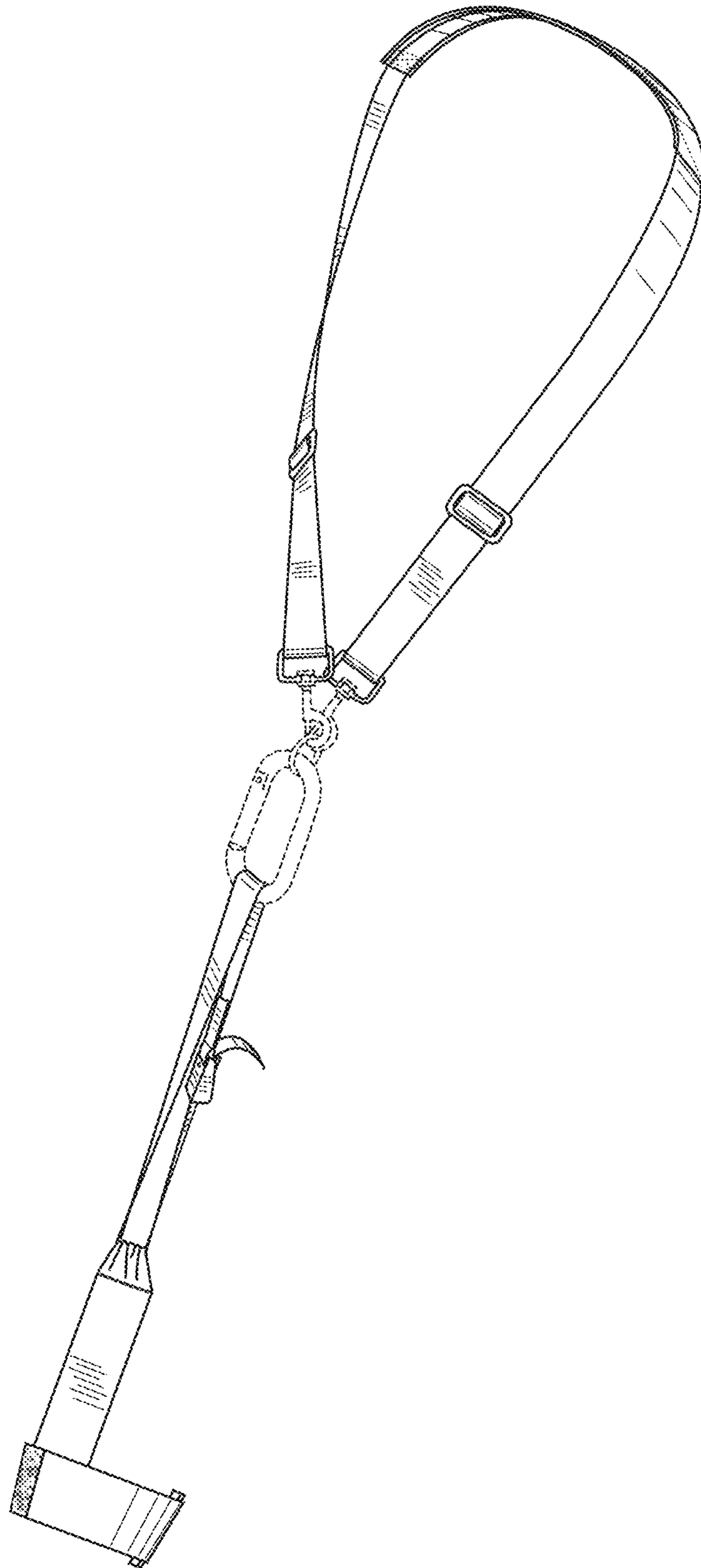



FIG. 2



**FIG. 3**



**FIG. 4**



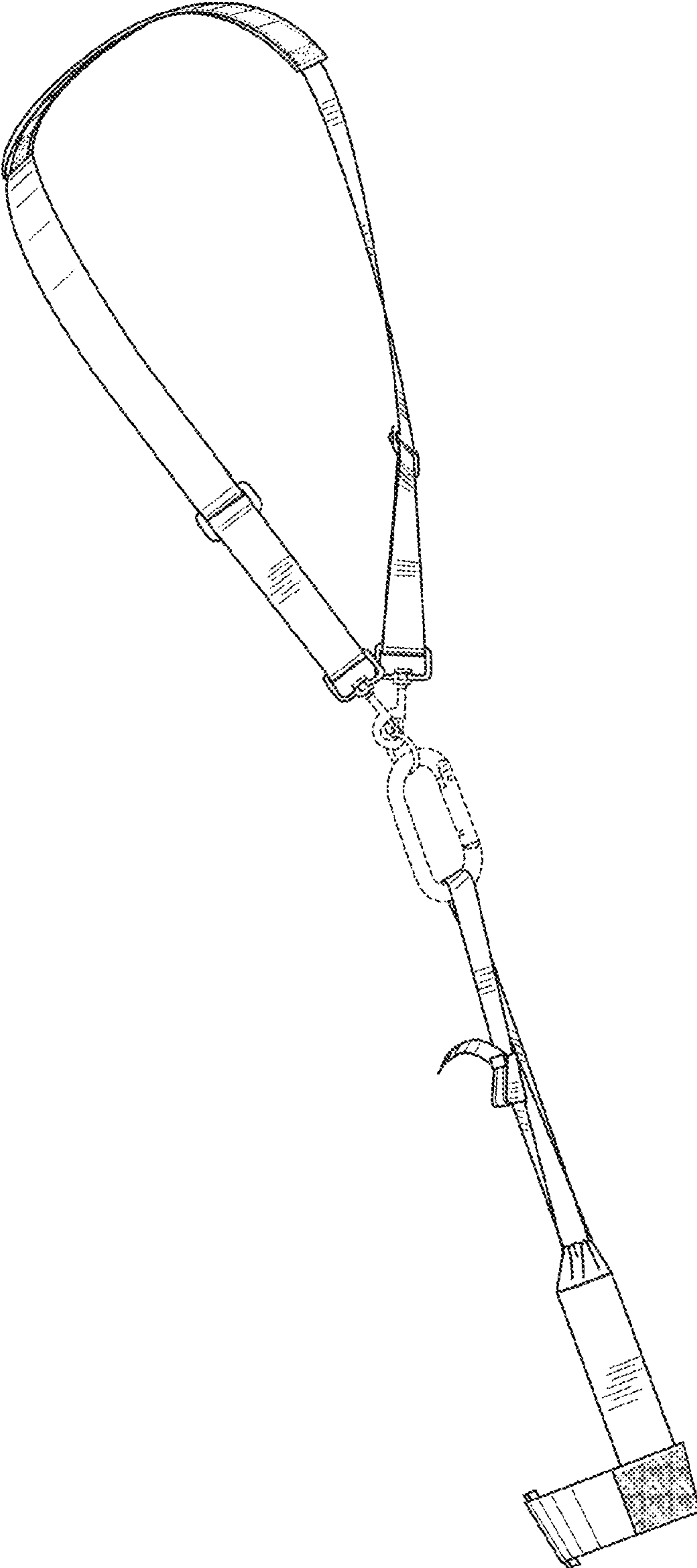


FIG. 5

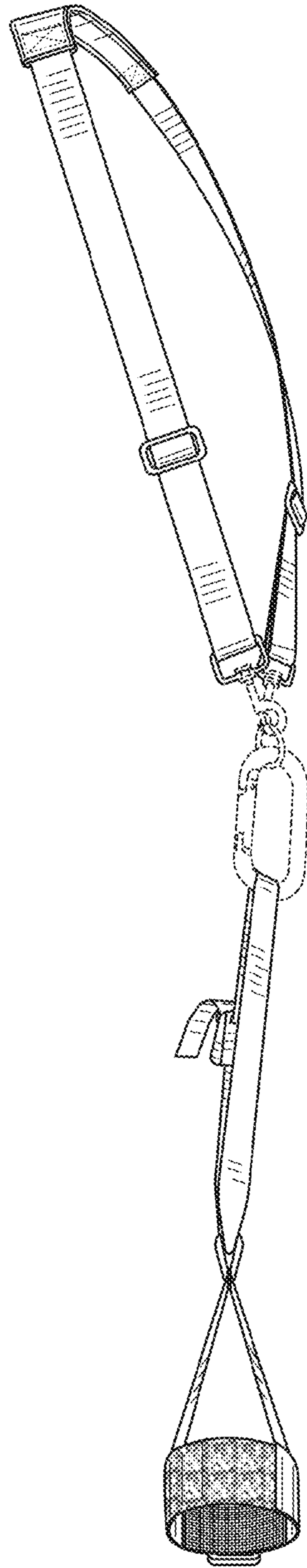


FIG. 6