

US00D694412S

(12) **United States Design Patent**
Chronister et al.

(10) **Patent No.:** **US D694,412 S**

(45) **Date of Patent:** **** Nov. 26, 2013**

- (54) **DENTAL DEVICE CONNECTION ADAPTER**
- (75) Inventors: **Benjamin Chronister**, York, PA (US);
Jeremy Kile, York, PA (US)
- (73) Assignee: **DENTSPLY International Inc.**, York,
PA (US)
- (**) Term: **14 Years**
- (21) Appl. No.: **29/417,556**
- (22) Filed: **Apr. 5, 2012**
- (51) **LOC (9) Cl.** **24-03**
- (52) **U.S. Cl.**
USPC **D24/176**
- (58) **Field of Classification Search**
USPC D24/152, 156, 176, 180; 433/112, 114,
433/116, 118, 126, 128, 182
See application file for complete search history.

- 2004/0115591 A1 6/2004 Warner
- 2005/0130097 A1 6/2005 Warner
- 2005/0130098 A1 6/2005 Warner
- 2006/0024642 A1 2/2006 Staderker
- 2006/0184092 A1 8/2006 Atanasoska et al.
- 2006/0210948 A1 9/2006 Rose et al.
- 2007/0030166 A1 2/2007 Warner et al.
- 2007/0031780 A1 2/2007 Warner et al.
- 2007/0031781 A1 2/2007 Warner et al.
- 2007/0031782 A1 2/2007 Warner et al.
- 2007/0166661 A1 7/2007 Brenner et al.
- 2007/0254261 A1 11/2007 Rosenblood et al.
- 2008/0064007 A1 3/2008 Carron et al.
- 2008/0166685 A1 7/2008 Rosenblood et al.
- 2008/0220392 A1 9/2008 Carron et al.
- 2008/0262412 A1 10/2008 Atanasoska et al.

(Continued)

FOREIGN PATENT DOCUMENTS

WO 2005053561 A2 6/2005

Primary Examiner — Wan Laymon

(74) *Attorney, Agent, or Firm* — Leana Levin; Douglas J. Hura; David A. Zdurne

(56) **References Cited**

U.S. PATENT DOCUMENTS

- 4,109,385 A 8/1978 Zahn et al.
- 4,504,227 A 3/1985 Lohn
- D317,200 S 5/1991 Jorneus
- 5,336,089 A 8/1994 Sakurai
- 5,749,728 A 5/1998 Bailey
- 6,068,479 A 5/2000 Kwan
- 6,168,433 B1 1/2001 Hamlin
- 6,527,552 B2 3/2003 Loddeke et al.
- D530,013 S 10/2006 Fischer et al.
- 7,422,432 B2 9/2008 Warner
- 7,439,463 B2 10/2008 Brenner et al.
- D587,371 S 2/2009 Purga et al.
- D587,373 S 2/2009 Purga et al.
- 7,510,396 B2 3/2009 Lee et al.
- D616,101 S * 5/2010 Chronister et al. D24/176
- D616,989 S * 6/2010 Chronister et al. D24/176
- 7,955,079 B2 * 6/2011 Chronister et al. 433/126
- D645,563 S * 9/2011 Chronister et al. D24/176
- 2003/0232305 A1 12/2003 Warner

(57) **CLAIM**

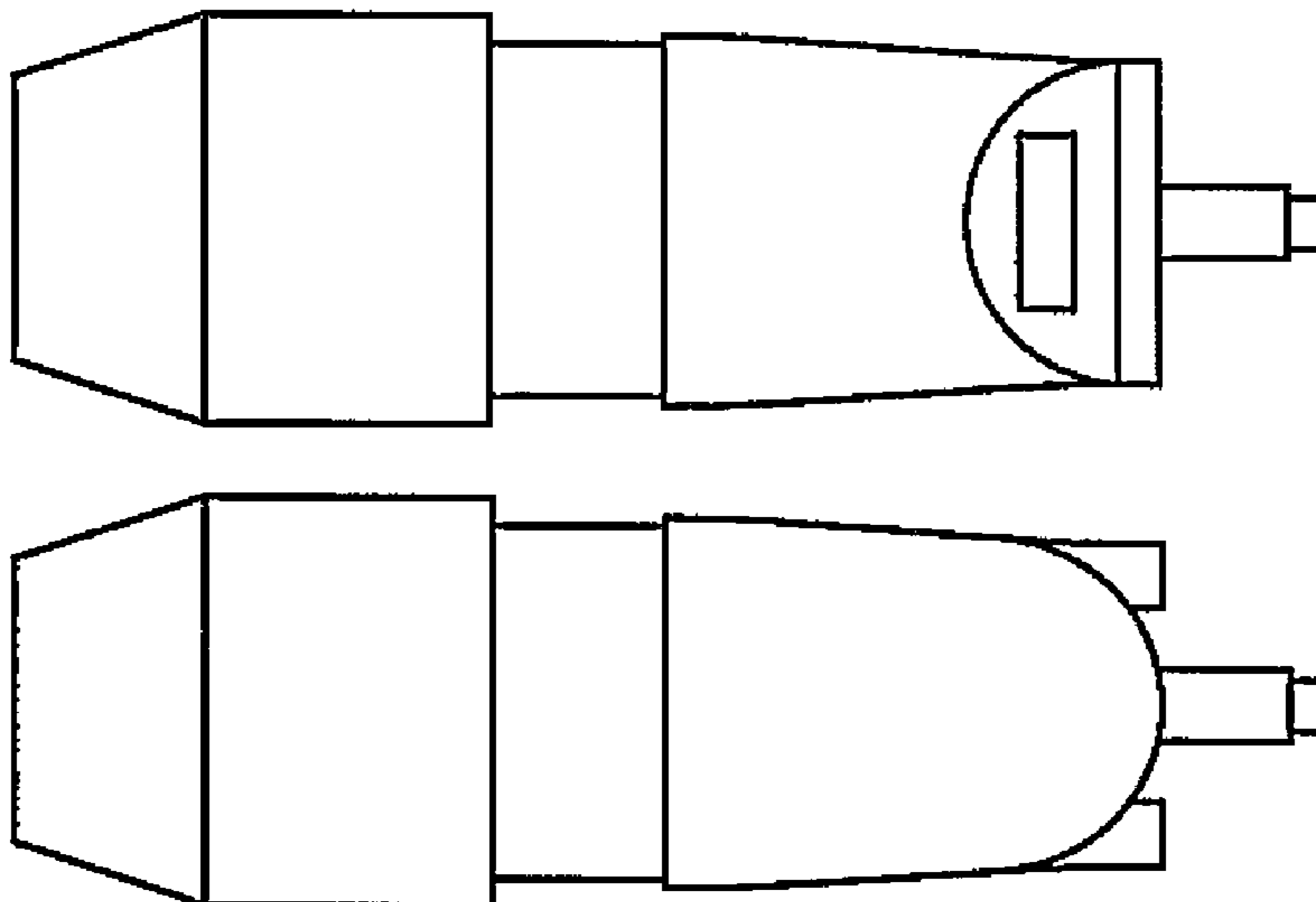
The ornamental design for a dental device connection adapter, as shown and described.

DESCRIPTION

FIG. 1 is top view of a dental device connection adapter showing our new design;
FIG. 2 is a bottom view thereof;
FIG. 3 is a first side view thereof;
FIG. 4 is a second side view thereof;
FIG. 5 is a front view thereof; and,
FIG. 6 is a rear view thereof.

The broken line showing in FIGS. 5 and 6 is included for the purpose of illustrating portions of the dental device connection adapter that form no part of the claimed design.

1 Claim, 1 Drawing Sheet



US D694,412 S

Page 2

(56)

References Cited

U.S. PATENT DOCUMENTS

2009/0081610 A1 3/2009 Hayman et al.
2009/0162811 A1 6/2009 Chronister et al.

2011/0244420 A1* 10/2011 Chronister et al. 433/125
2011/0306010 A1* 12/2011 Chronister et al. 433/112
2012/0107769 A1* 5/2012 Chronister et al. 433/142

* cited by examiner

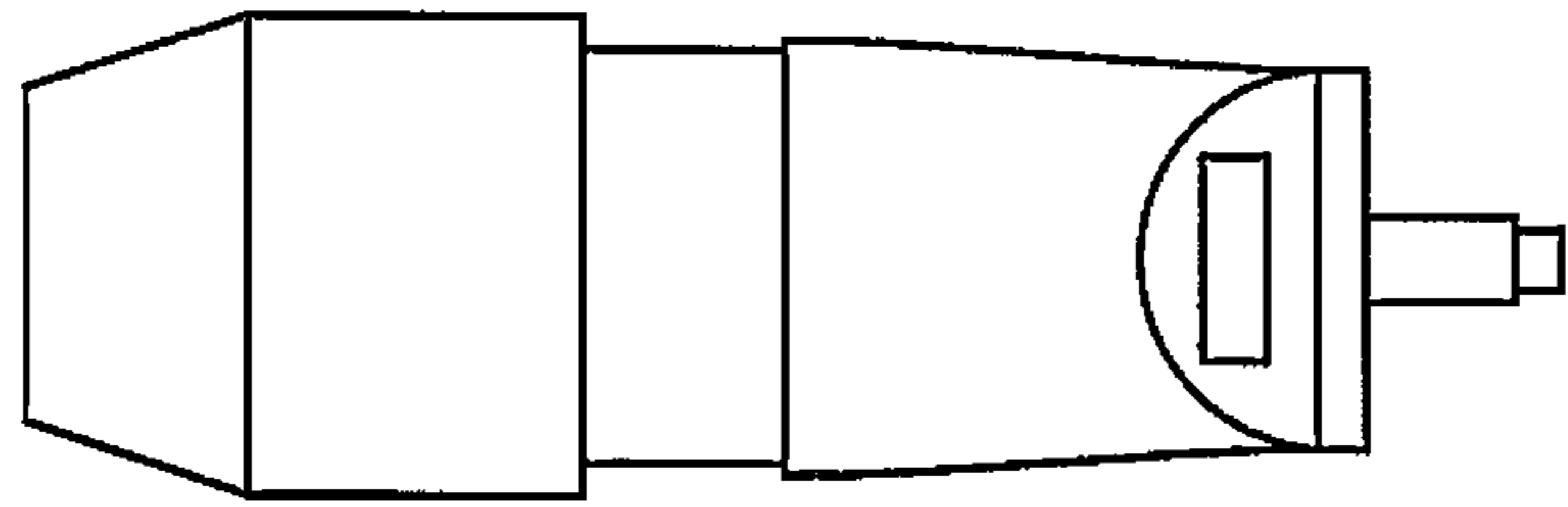


FIG. 1

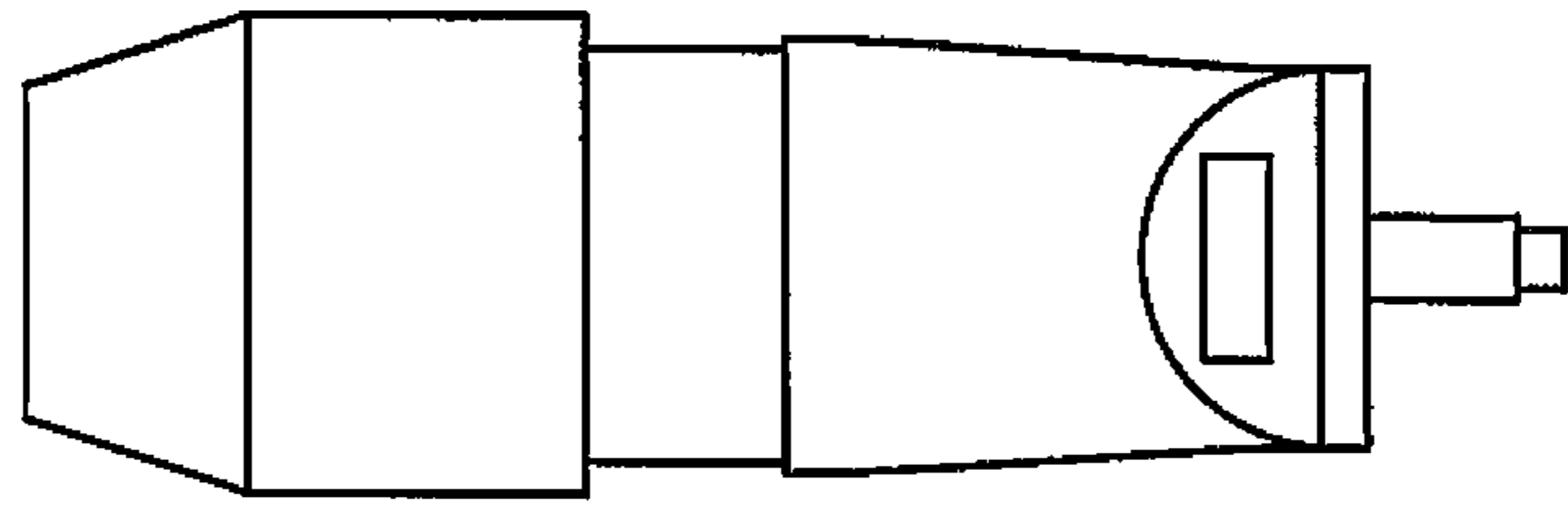


FIG. 2

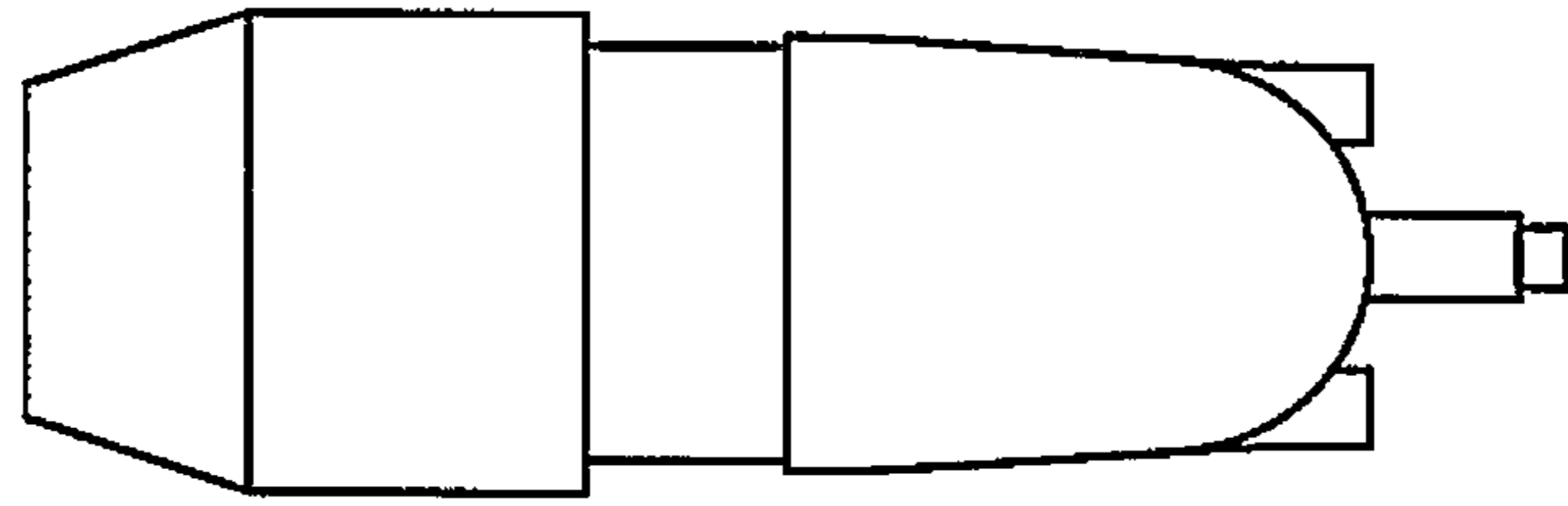


FIG. 3

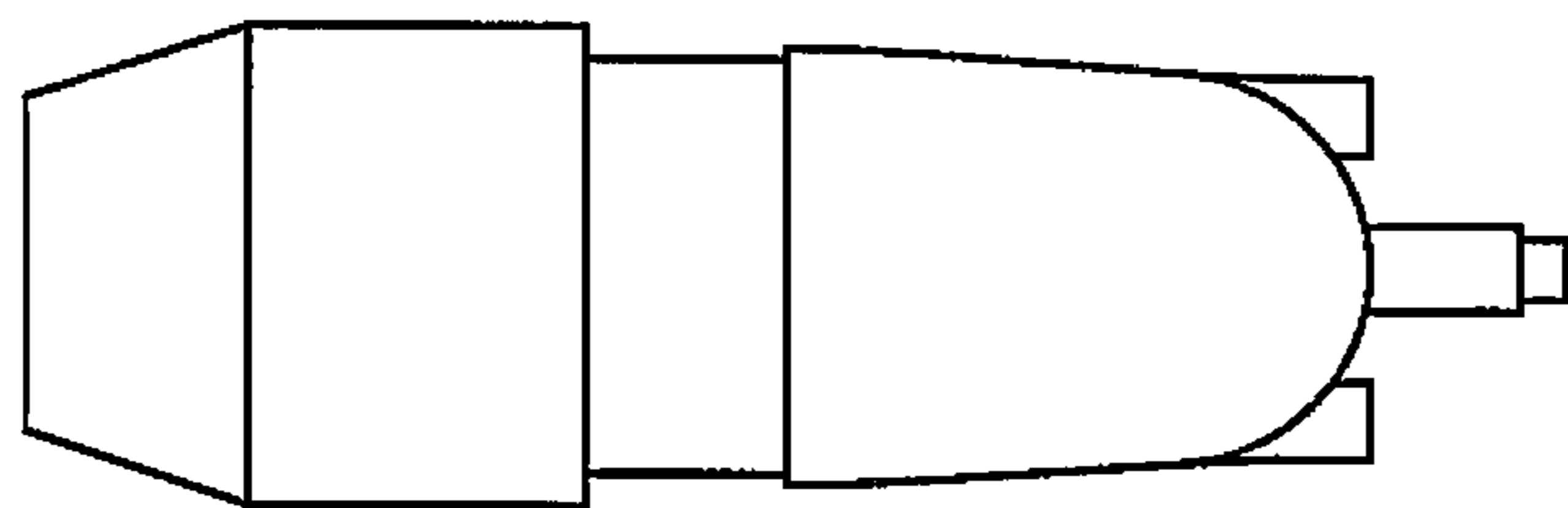


FIG. 4

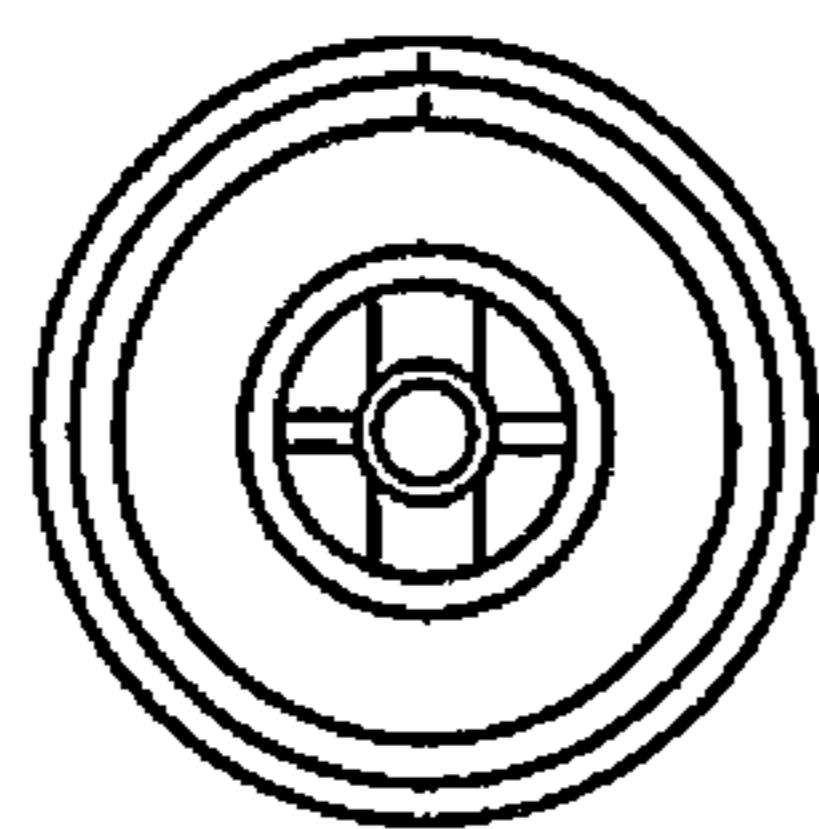


FIG. 5

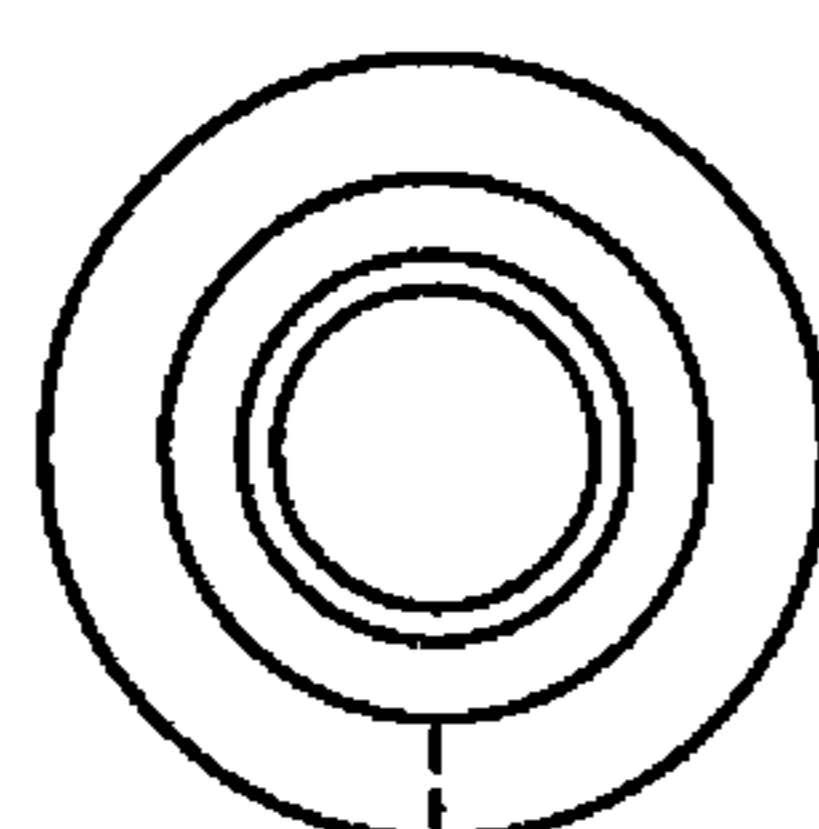


FIG. 6