

US00D694368S

(12) **United States Design Patent**
Starck

(10) **Patent No.:** **US D694,368 S**

(45) **Date of Patent:** **** Nov. 26, 2013**

(54) **FAUCET**

(71) Applicant: **Hansgrohe SE**, Schiltach (DE)

(72) Inventor: **Philippe Starck**, Paris (FR)

(73) Assignee: **Hansgrohe SE**, Schiltach (DE)

(**) Term: **14 Years**

(21) Appl. No.: **29/444,054**

(22) Filed: **Jan. 25, 2013**

(30) **Foreign Application Priority Data**

Jul. 31, 2012 (EM) 001337570-0007

(51) **LOC (9) Cl.** **23-01**

(52) **U.S. Cl.**
USPC **D23/238**

(58) **Field of Classification Search**
USPC D23/238-243, 249-250, 255, 257;
4/675-678; 138/801
See application file for complete search history.

(56) **References Cited**

U.S. PATENT DOCUMENTS

D227,761 S * 7/1973 Arbon D23/238
D415,263 S 10/1999 Starck

D514,199 S 1/2006 Starck
D526,699 S * 8/2006 Kulig D23/238
D530,787 S * 10/2006 Yoshioka et al. D23/238
D583,022 S * 12/2008 Soulier D23/255
D583,907 S * 12/2008 Citterio D23/238

FOREIGN PATENT DOCUMENTS

DE M9710881.2 11/1997
EM 001952326-0001 11/2011

* cited by examiner

Primary Examiner — Robert Delehanty

(74) *Attorney, Agent, or Firm* — Nirav D. Parikh

(57) **CLAIM**

The ornamental design for a faucet, as shown and described.

DESCRIPTION

FIG. 1 is a perspective view of a faucet showing my design;
FIG. 2 is a front elevational view thereof;
FIG. 3 is a rear elevational view thereof;
FIG. 4 is a left side elevational view thereof;
FIG. 5 is a right side elevational view thereof;
FIG. 6 is a top plan view thereof; and,
FIG. 7 is a bottom plan view thereof.

The broken-line disclosure in the views represents portions of the article in which the claimed design is embodied, but which form no part of the claimed design.

1 Claim, 7 Drawing Sheets

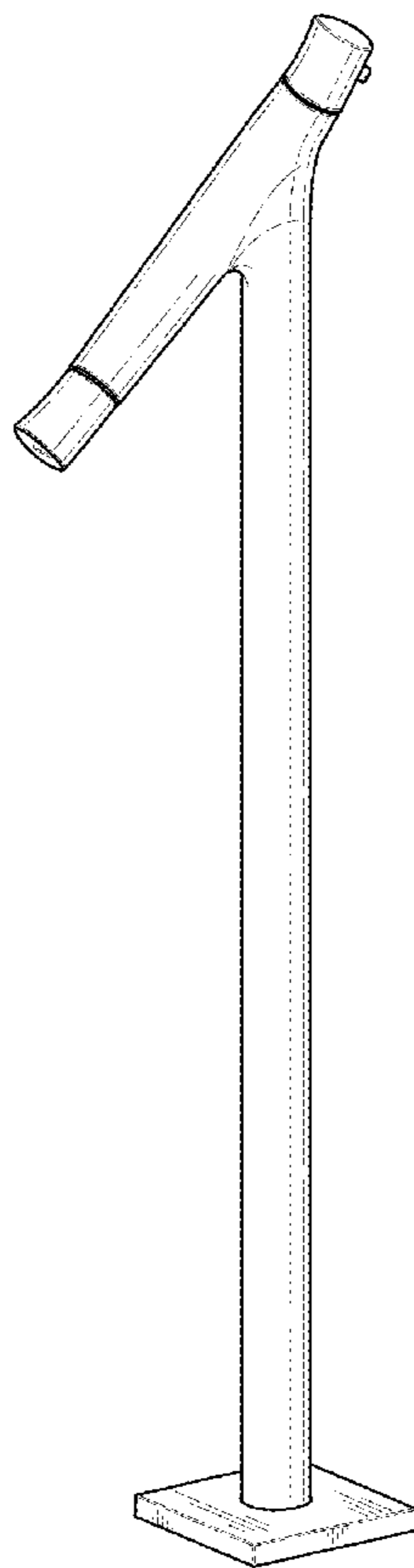


FIG. 1

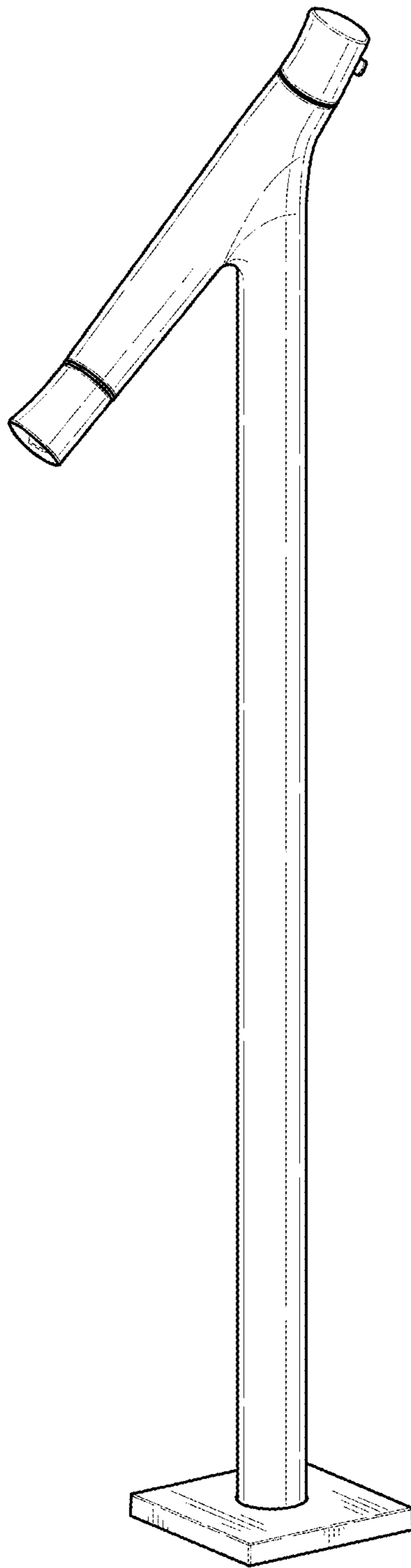


FIG. 2

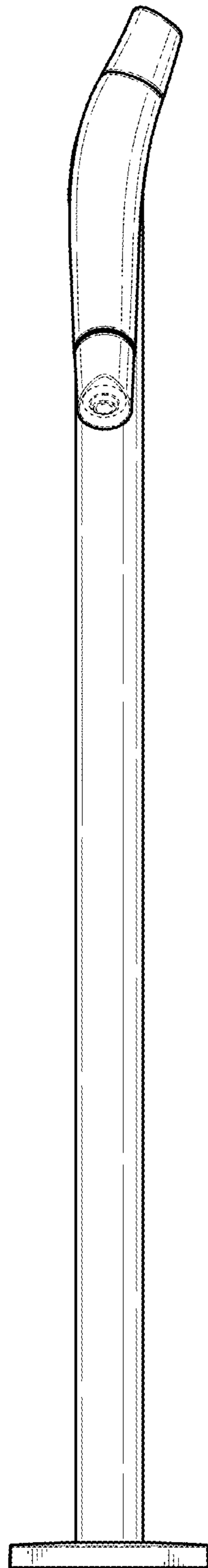


FIG. 3

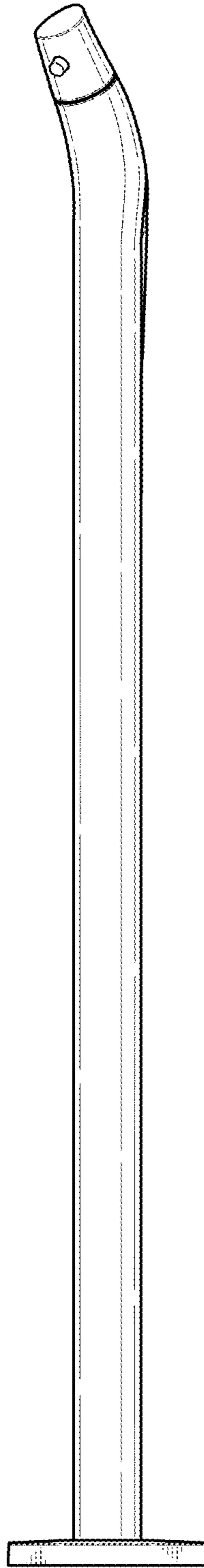


FIG. 4

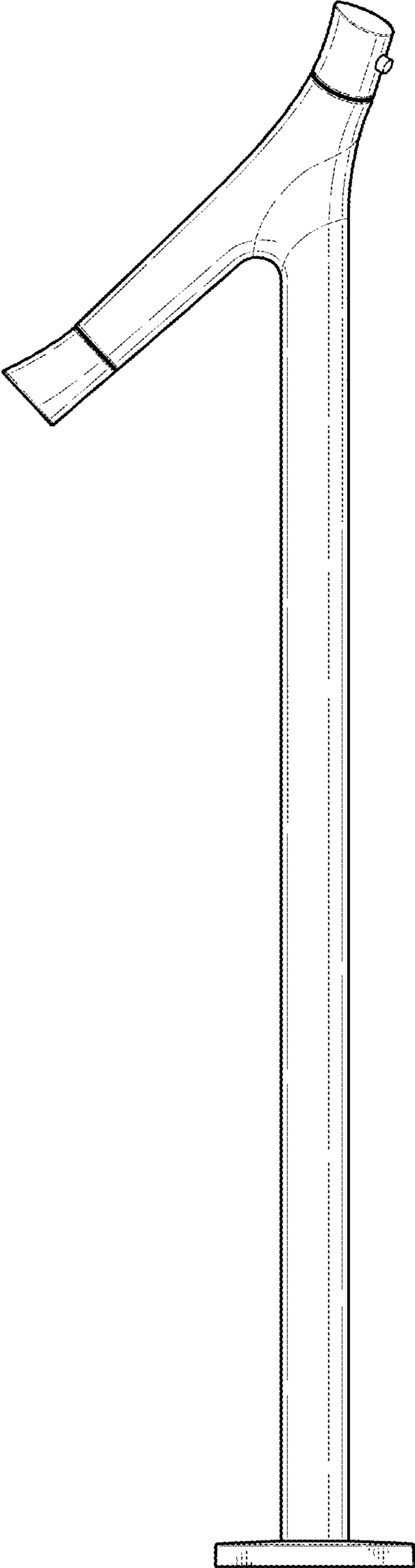


FIG. 5

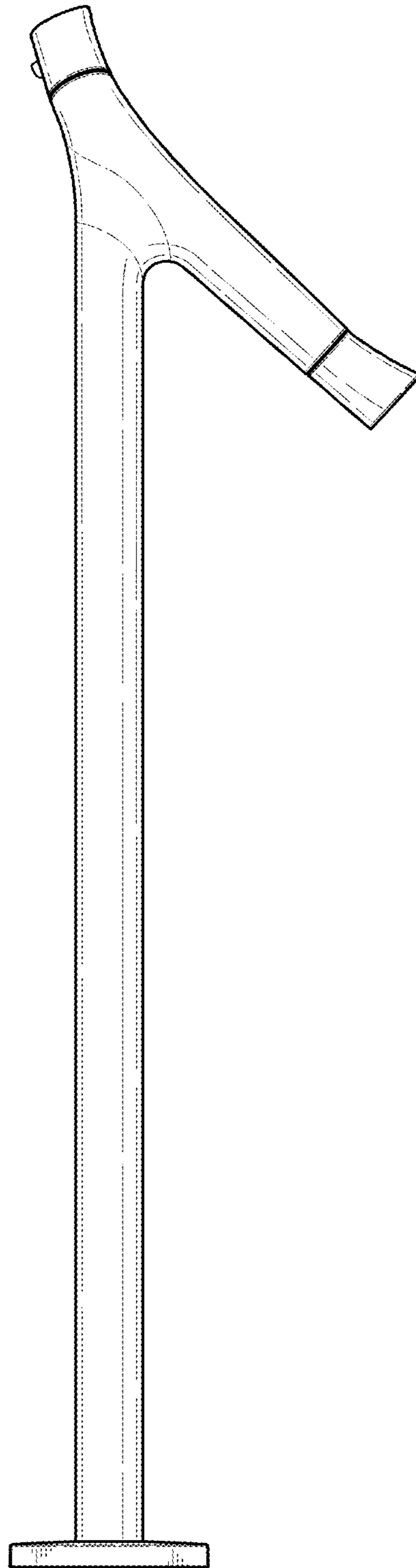


FIG. 6

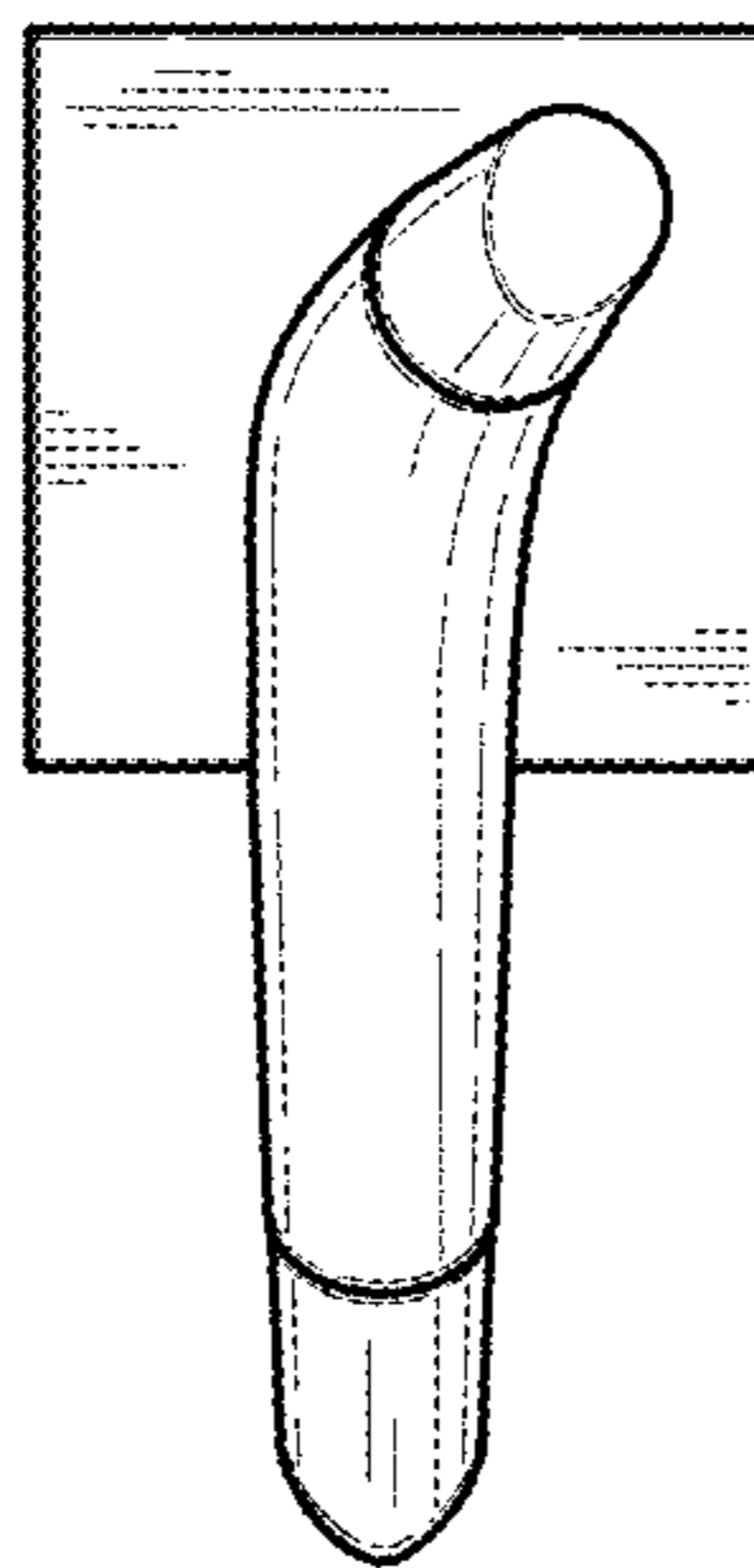


FIG. 7

