

US00D694346S

(12) **United States Design Patent**  
**Radzik**

(10) **Patent No.:** **US D694,346 S**

(45) **Date of Patent:** **\*\* Nov. 26, 2013**

(54) **CUBE BAR**

(75) **Inventor:** **Elmar Radzik**, Stuttgart (DE)

(73) **Assignee:** **ontosan GmbH**, Stuttgart (DE)

(\*\*) **Term:** **14 Years**

(21) **Appl. No.:** **29/417,614**

(22) **Filed:** **Apr. 5, 2012**

(30) **Foreign Application Priority Data**

Mar. 27, 2012 (EM) ..... 002015545

(51) **LOC (9) Cl.** ..... **21-02**

(52) **U.S. Cl.**  
USPC ..... **D21/662**

(58) **Field of Classification Search**  
USPC ..... D21/389, 478, 499, 662, 692, 694;  
D6/591, 596; 446/71, 419; 273/155,  
273/156, 157 R, 288; 482/148, 909  
See application file for complete search history.

(56) **References Cited**

**U.S. PATENT DOCUMENTS**

|           |     |         |           |         |
|-----------|-----|---------|-----------|---------|
| 247,302   | A * | 9/1881  | Candy     | 446/71  |
| 646,463   | A * | 4/1900  | Schossow  | 273/156 |
| 1,194,216 | A * | 8/1916  | Morse     | 446/419 |
| 2,024,541 | A * | 12/1935 | Silkman   | 273/156 |
| 2,476,194 | A * | 7/1949  | Hollowell | 434/402 |
| D237,640  | S * | 11/1975 | Baynes    | D21/478 |
| 4,852,878 | A * | 8/1989  | Merrill   | 273/156 |
| D397,269  | S * | 8/1998  | Kawamoto  | D6/596  |

|           |      |         |          |           |
|-----------|------|---------|----------|-----------|
| D412,541  | S *  | 8/1999  | Tam      | D21/478   |
| D475,094  | S *  | 5/2003  | Ko       | D21/478   |
| 6,679,780 | B1 * | 1/2004  | Shih     | 273/157 R |
| D657,830  | S *  | 4/2012  | Guarrasi | D21/662   |
| D663,793  | S *  | 7/2012  | Guarrasi | D21/662   |
| D667,669  | S *  | 9/2012  | Guarrasi | D6/591    |
| D667,670  | S *  | 9/2012  | Guarrasi | D6/591    |
| D670,345  | S *  | 11/2012 | Guarrasi | D21/692   |
| 8,393,623 | B2 * | 3/2013  | Storer   | 273/156   |

\* cited by examiner

*Primary Examiner* — Susan E Krakower

(74) *Attorney, Agent, or Firm* — Muncy, Geissler, Olds & Lowe, PLLC

(57) **CLAIM**

The ornamental design for a cube bar, as shown and described.

**DESCRIPTION**

FIG. 1 is a perspective view showing front and top surfaces of a cube bar according to the invention.

FIG. 2 is a perspective view showing the top and rear surfaces of the cube bar of FIG. 1.

FIG. 3 is a perspective view showing the rear and bottom surfaces of the cube bar of FIG. 1.

FIG. 4 is a perspective view showing the bottom and front surfaces of the cube bar of FIG. 1; and,

FIG. 5 is a perspective view showing the left side surface of the cube bar of FIG. 1, the right side surface being identical thereto.

**1 Claim, 5 Drawing Sheets**

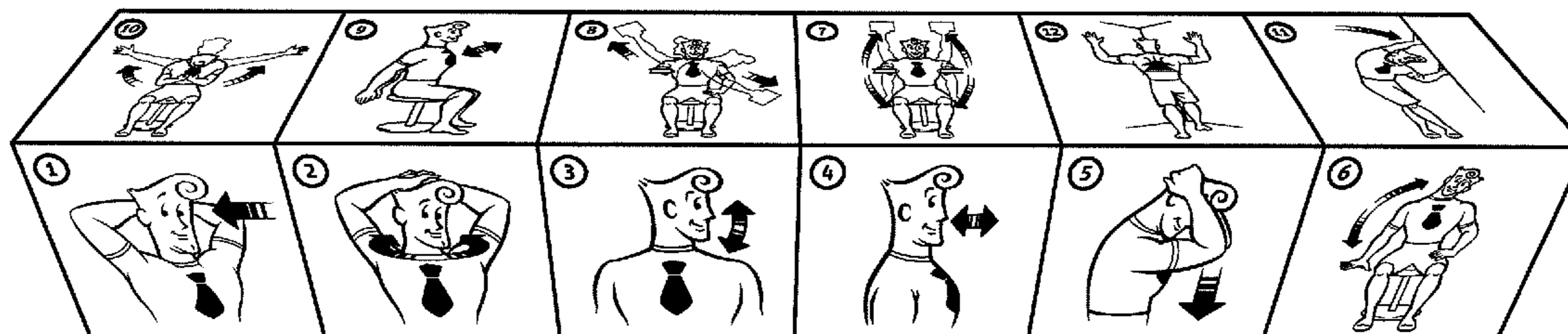


FIGURE 1

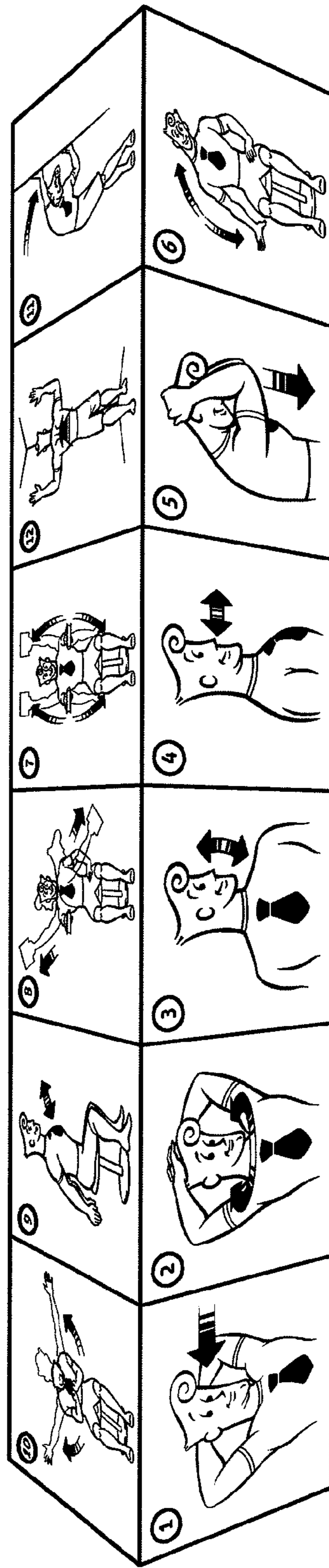


FIGURE 2

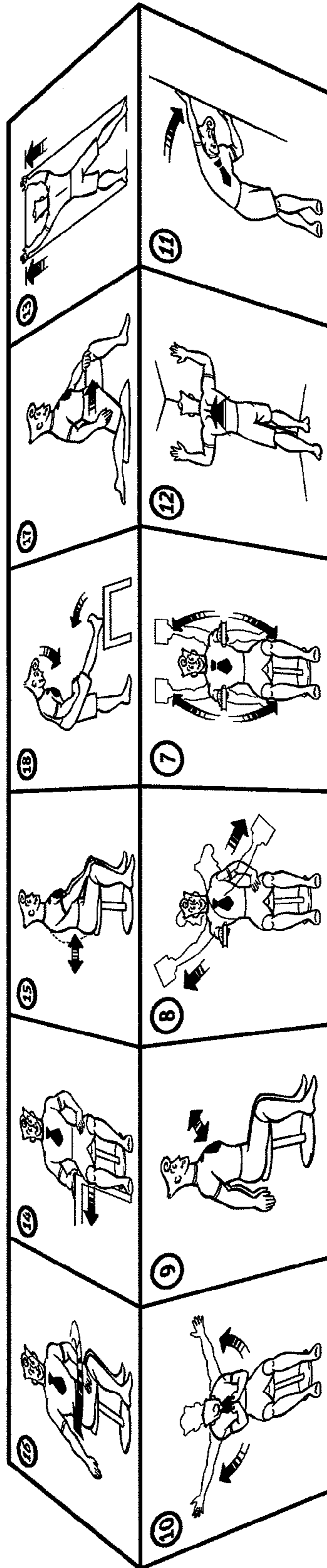


FIGURE 3

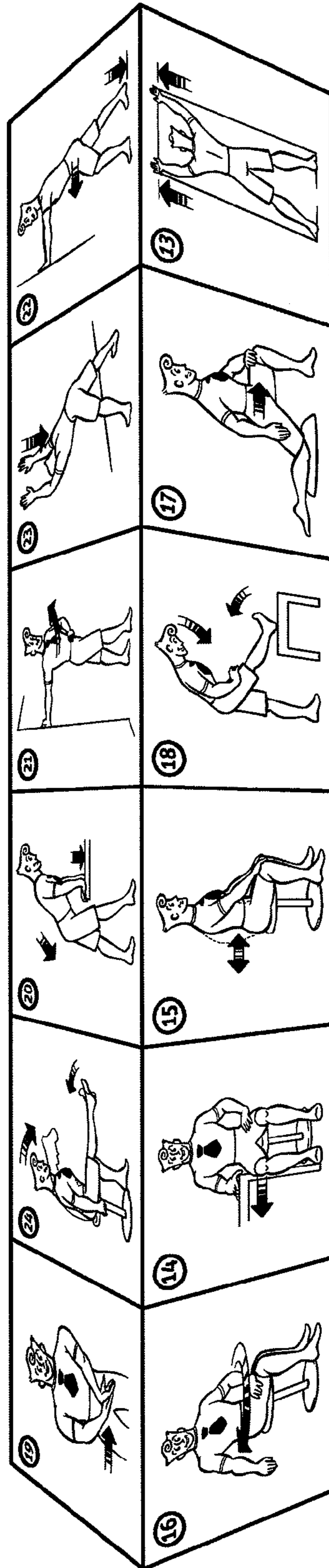
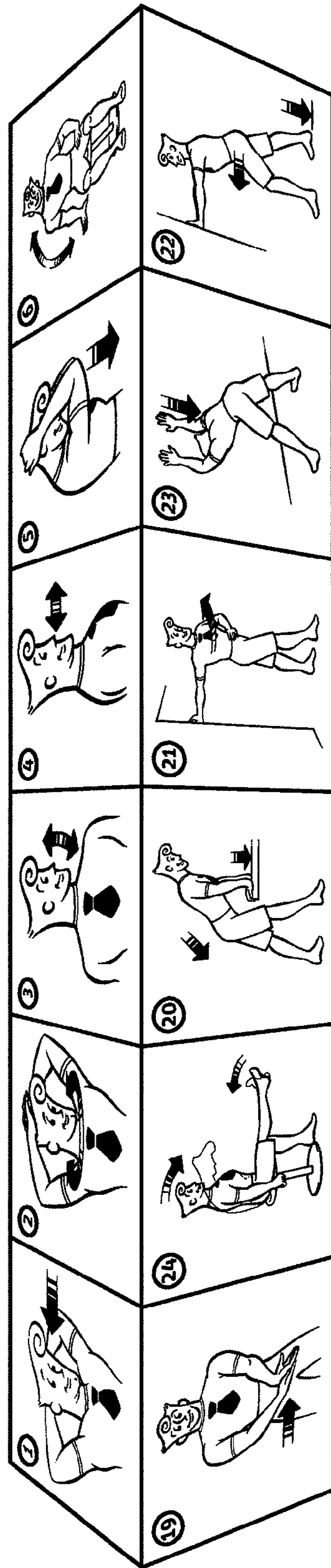


FIGURE 4



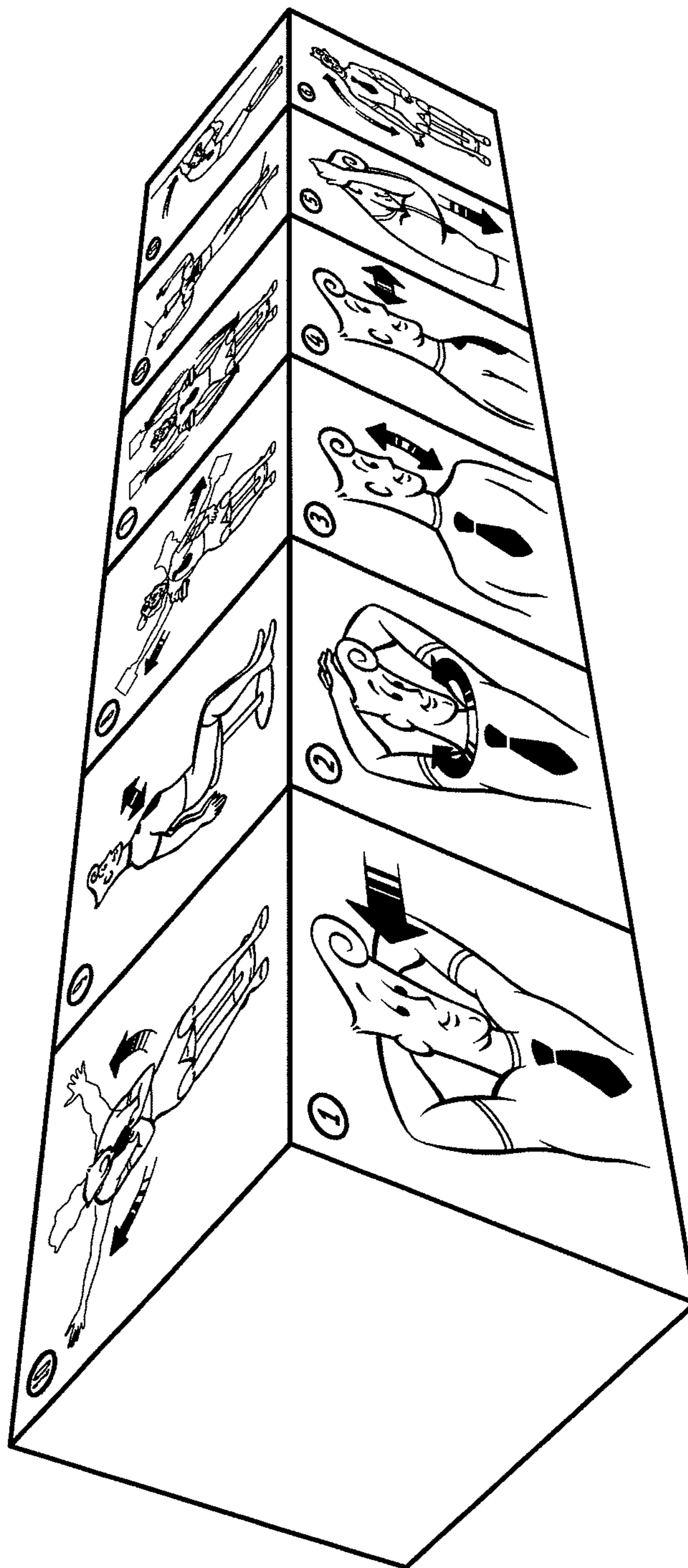


FIGURE 5