

US00D694329S

(12) **United States Design Patent**
Hern et al.

(10) **Patent No.:** **US D694,329 S**

(45) **Date of Patent:** **** Nov. 26, 2013**

(54) **PEN**

(75) Inventors: **Matthew Hern**, Malibu, CA (US);
Michael Kent, Cumberland, RI (US);
Nicole Ferrari, Ashland, MA (US);
Steve Lubarsky, Feeding Hills, MA
(US); **Andrew Schneider**, Wellesley,
MA (US)

(73) Assignee: **Staples The Office Superstore, LLC**,
Framingham, MA (US)

(**) Term: **14 Years**

(21) Appl. No.: **29/408,602**

(22) Filed: **Dec. 14, 2011**

(51) **LOC (9) Cl.** **19-06**

(52) **U.S. Cl.**
USPC **D19/54**

(58) **Field of Classification Search**
USPC D14/411; D19/35, 36, 41-51, 54-58;
24/11 F, 11 P, 11 R; 401/52, 99-109,
401/192, 195, 196; D28/7, 76, 88
See application file for complete search history.

(56) **References Cited**

U.S. PATENT DOCUMENTS

D93,133 S *	8/1934	Robbins	D19/51
D206,636 S *	1/1967	Zierhut	D19/51
D242,450 S *	11/1976	Jahraus	D19/45
D257,465 S *	10/1980	Zierhut	D19/51
D259,727 S *	6/1981	Zierhut	D19/51
D279,383 S *	6/1985	Hillebrand et al.	D19/51
D280,422 S *	9/1985	Booker et al.	D19/51
D285,936 S *	9/1986	Booker et al.	D19/51
4,964,192 A *	10/1990	Marui	16/421
D357,275 S *	4/1995	Covington et al.	D19/42
D363,310 S *	10/1995	Oka	D19/55
D377,195 S *	1/1997	Takahashi	D19/51

D377,947 S *	2/1997	Ladner	D19/36
D378,761 S *	4/1997	Sekine	D19/48
D378,763 S *	4/1997	Hollington	D19/51
D393,485 S *	4/1998	Bussiere et al.	D19/51
D395,448 S *	6/1998	Chevalier	D19/51
D414,512 S *	9/1999	Yazawa	D19/48
D417,206 S *	11/1999	Hirota	D14/411
D418,870 S *	1/2000	Polidoro	D19/43
D489,089 S *	4/2004	Losel	D19/48
D499,138 S *	11/2004	Banderet	D19/43
D501,509 S *	2/2005	Lecce	D19/51
D540,866 S *	4/2007	Qiu	D19/48
D548,787 S *	8/2007	Slemp	D19/48
D585,937 S *	2/2009	Dhesse et al.	D19/48
D595,718 S *	7/2009	Richter et al.	D14/411
D603,899 S *	11/2009	Suero et al.	D19/50
D604,363 S *	11/2009	Sunich et al.	D19/54
D614,622 S *	4/2010	Nakata	D14/411
D615,590 S *	5/2010	Li	D19/51
D617,327 S *	6/2010	Crisp	D14/411

(Continued)

Primary Examiner — Elizabeth Albert

(74) *Attorney, Agent, or Firm* — Wolf, Greenfield & Sacks,
P.C.; Randy J. Pritzker

(57) **CLAIM**

The ornamental design for pen, as shown and described.

DESCRIPTION

FIG. 1 is a side, top, perspective view of a pen showing our new design;

FIG. 2 is a left side view thereof, the right side view being a mirror image of the left side view;

FIG. 3 is a top view thereof;

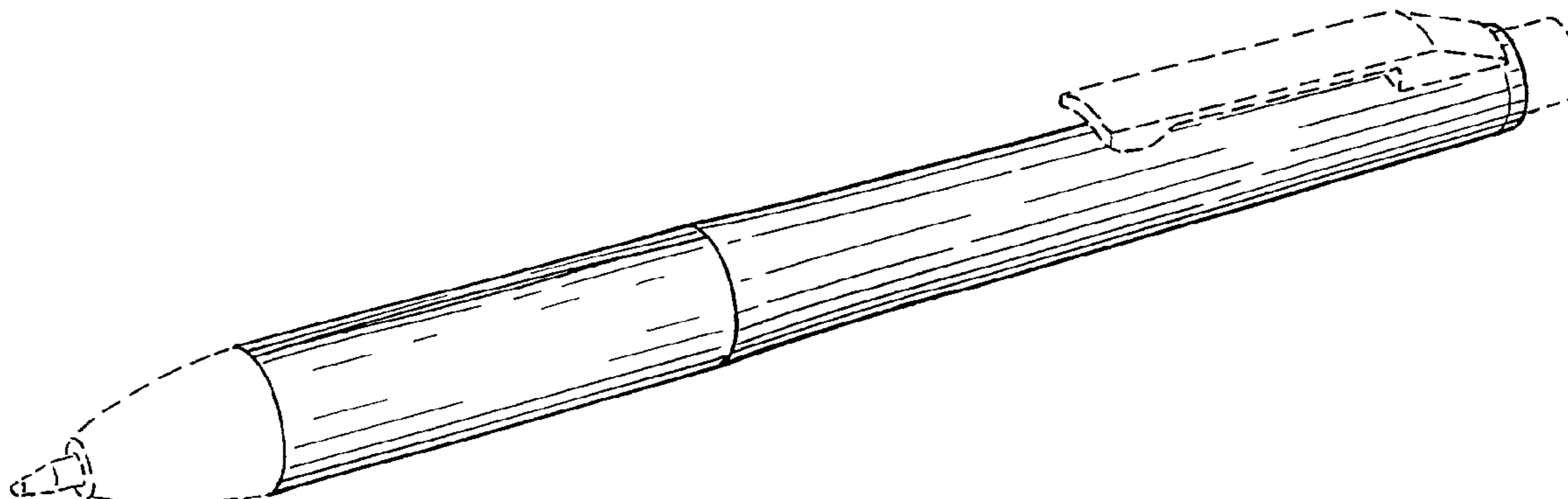
FIG. 4 is a bottom view thereof;

FIG. 5 is a front view thereof; and,

FIG. 6 is a rear view thereof.

The broken lines showing the proximal end button, clip and distal end of the pen in FIGS. 1-6 are included for the purpose of showing portions that-form no part of the claimed design.

1 Claim, 2 Drawing Sheets



US D694,329 S

Page 2

(56)

References Cited

U.S. PATENT DOCUMENTS

D619,580 S * 7/2010 Nakayama et al. D14/411
D628,638 S * 12/2010 Zhano D19/48
D631,915 S * 2/2011 Stukenkemper D19/53

D641,406 S * 7/2011 Zhang D19/48
D648,792 S * 11/2011 Li D19/51
D651,242 S * 12/2011 Yuan D19/49
2011/0013966 A1* 1/2011 Ballot 401/108

* cited by examiner

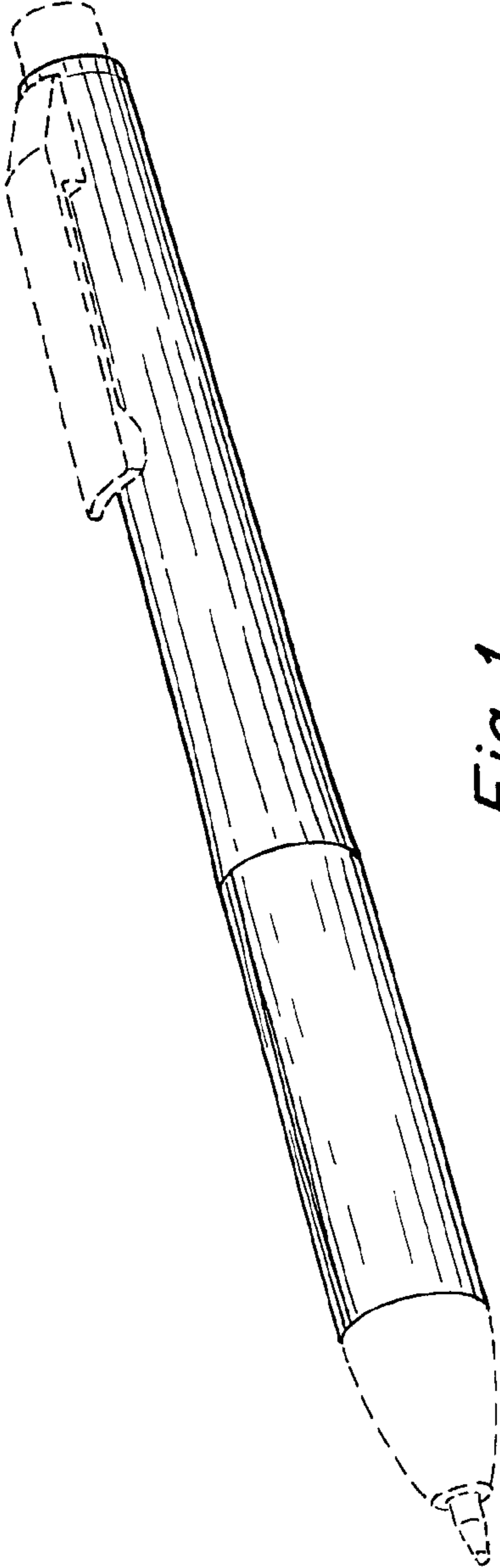


Fig. 1




Fig. 2




Fig. 3




Fig. 4

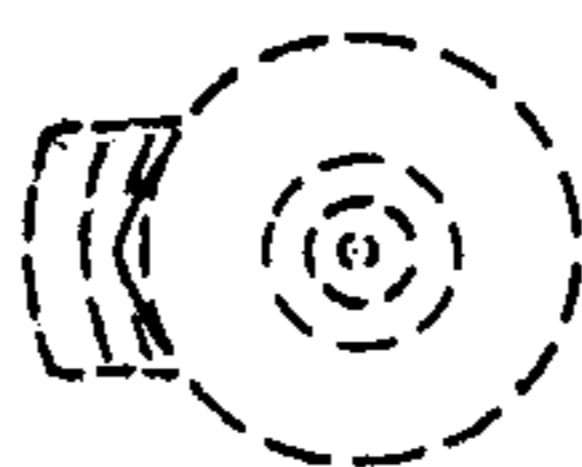


Fig. 5

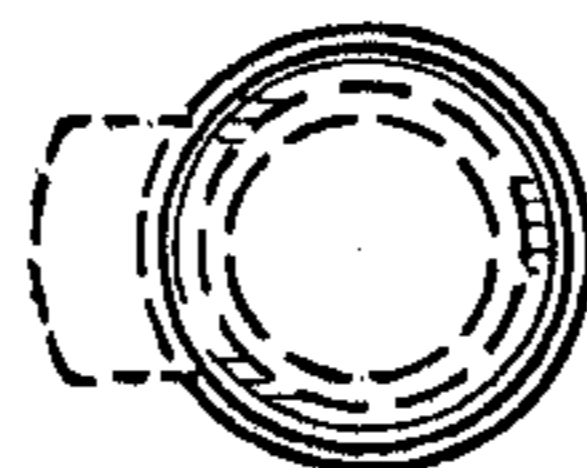


Fig. 6