

US00D694325S

(12) **United States Design Patent**
Cambianica

(10) **Patent No.:** **US D694,325 S**

(45) **Date of Patent:** **** Nov. 26, 2013**

(54) **WRITING INSTRUMENT**

(75) Inventor: **Charles Cambianica**, Munich (DE)

(73) Assignee: **PREMEC, S.A.** (CH)

(**) Term: **14 Years**

(21) Appl. No.: **29/427,809**

(22) Filed: **Jul. 23, 2012**

(30) **Foreign Application Priority Data**

Mar. 29, 2012 (EM) 002016766

(51) **LOC (9) Cl.** **19-06**

(52) **U.S. Cl.**
USPC **D19/45**

(58) **Field of Classification Search**
USPC D14/411; D19/35, 36, 41-51, 53-58;
24/11 F, 11 R, 11 P; 402/52, 99-109,
402/192, 195, 196

See application file for complete search history.

(56) **References Cited**

U.S. PATENT DOCUMENTS

D190,262 S *	5/1961	Schier	D19/49
3,225,746 A *	12/1965	Hechtle	401/112
4,352,580 A *	10/1982	Ando	401/29
4,991,988 A *	2/1991	Snell et al.	401/111
D345,578 S *	3/1994	Zier	D19/48
D456,846 S *	5/2002	Pellisa Beneyto	D19/51
D472,927 S *	4/2003	Pellisa Beneyto	D19/51
6,542,437 B1 *	4/2003	Chen	368/10

D523,081 S *	6/2006	Pellisa Beneyto	D19/51
D548,787 S *	8/2007	Slemp	D19/48
D555,198 S *	11/2007	Gerules et al.	D19/51
D564,026 S *	3/2008	Bhavnani	D19/51
D569,909 S *	5/2008	Shibata	D19/51
D584,354 S *	1/2009	Koch	D19/48
D589,559 S *	3/2009	Slemp	D19/51
D611,538 S *	3/2010	Zhou	D19/51
D616,935 S *	6/2010	Zhang	D19/48
D644,691 S *	9/2011	Pagani	D19/51
D648,387 S *	11/2011	Liang	D19/50
D664,196 S *	7/2012	Buchler	D19/48
D670,289 S *	11/2012	Bae et al.	D14/411
D672,816 S *	12/2012	Li	D19/51

* cited by examiner

Primary Examiner — Elizabeth Albert

(74) *Attorney, Agent, or Firm* — David I. Roche; Baker & McKenzie LLP

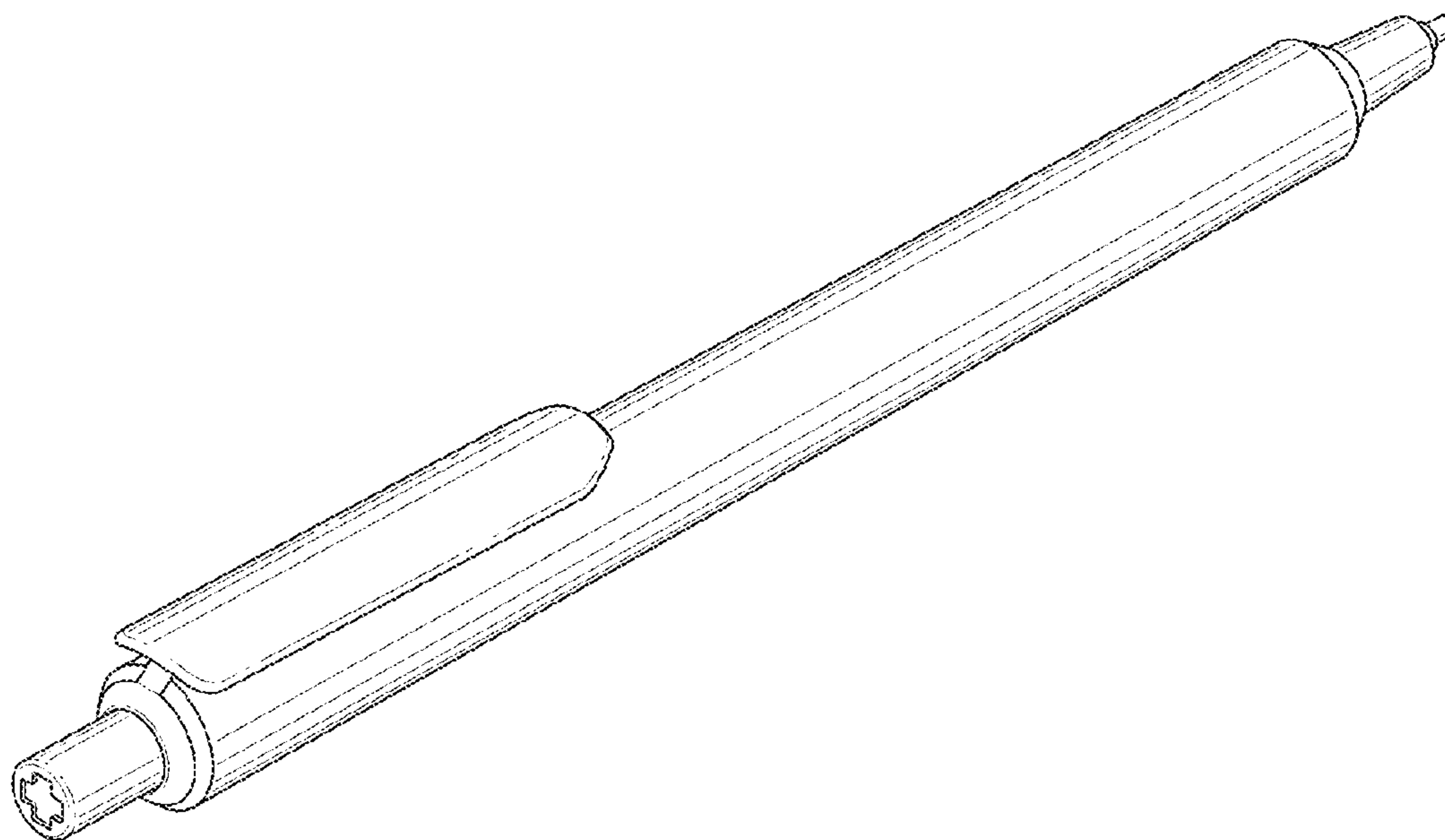
(57) **CLAIM**

The ornamental design for a writing instrument, as shown and described.

DESCRIPTION

FIG. 1 is a perspective view of the writing instrument showing my new design;
FIG. 2 is a front elevational view thereof;
FIG. 3 is a rear elevational view thereof;
FIG. 4 is a right side elevational view thereof;
FIG. 5 is a left side elevational view thereof;
FIG. 6 is a top plan view thereof; and,
FIG. 7 is a bottom plan view thereof.

1 Claim, 6 Drawing Sheets



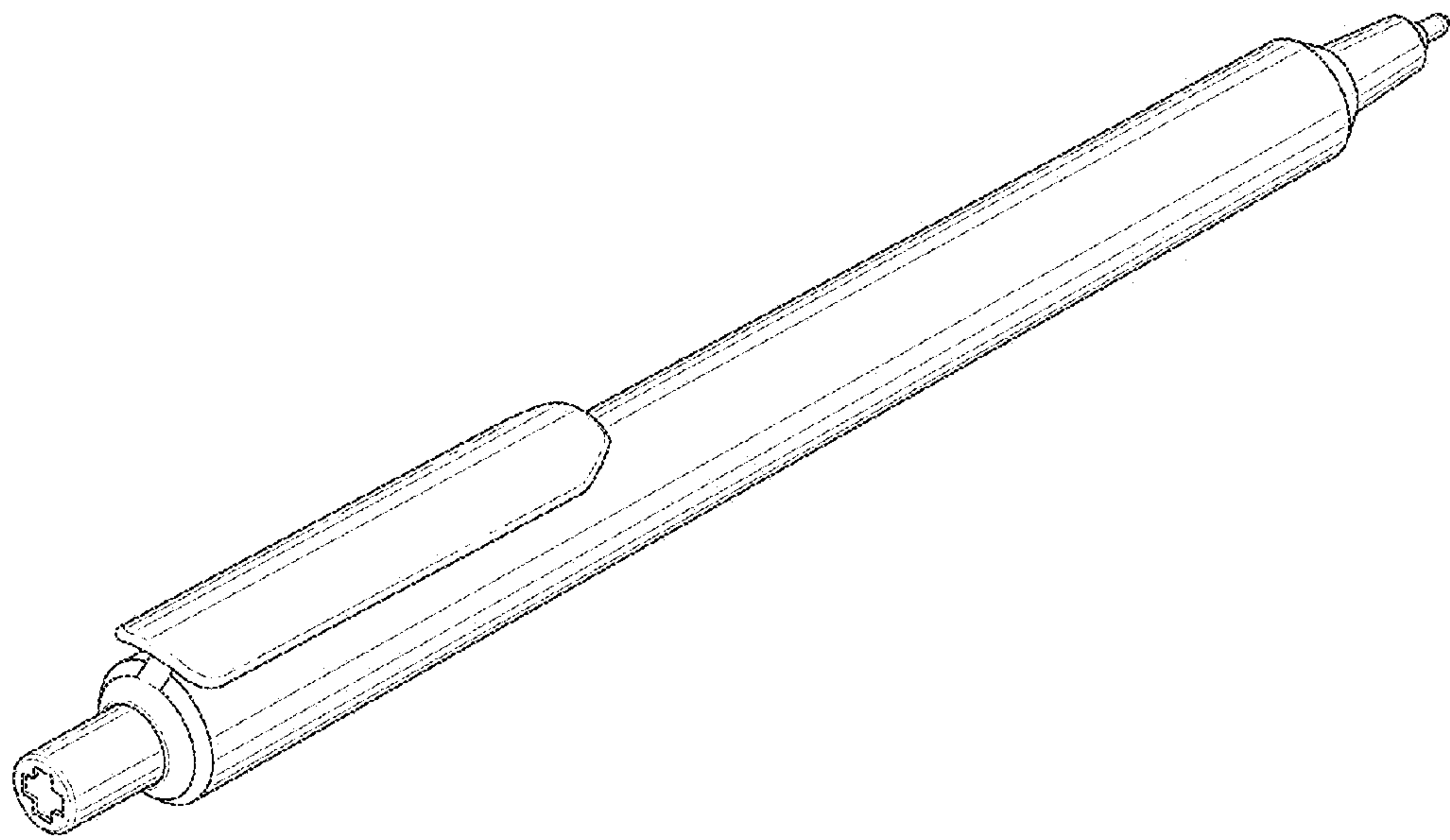


FIG. 1




FIG. 2




FIG. 3




FIG. 4

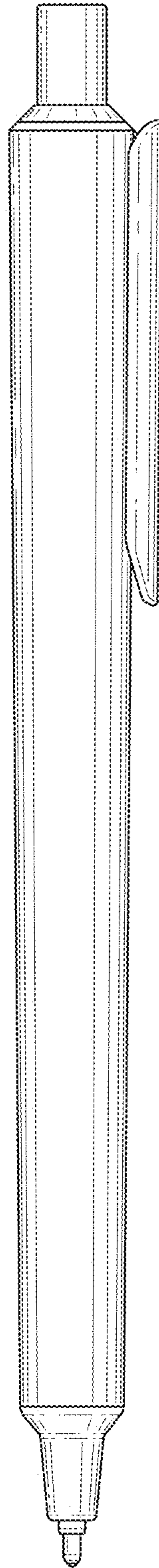


FIG. 5

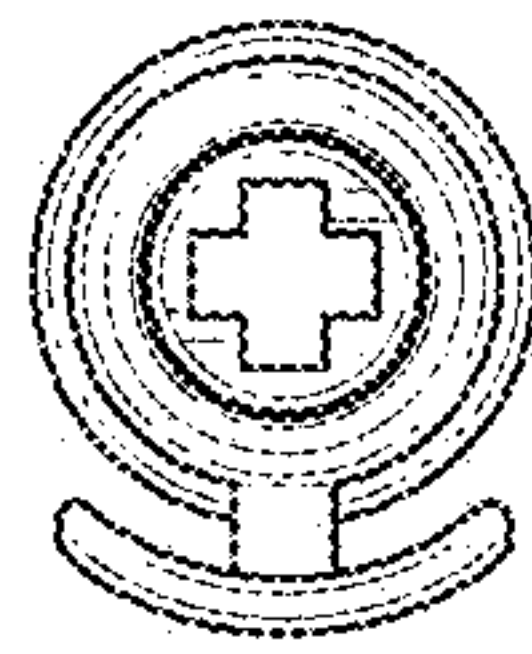


FIG. 6

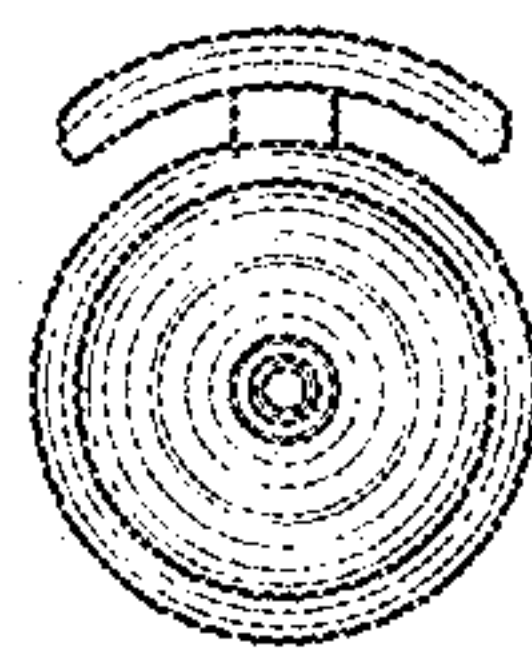


FIG. 7