



US00D694293S

(12) **United States Design Patent**  
**Eby et al.**

(10) **Patent No.:** **US D694,293 S**  
(45) **Date of Patent:** **\*\* Nov. 26, 2013**

(54) **REFRIGERATOR INTERNAL LIQUID DISPENSER**

(75) Inventors: **David C. Eby**, Madison, WI (US);  
**William Cesare Cesaroni**, Glenview, IL (US);  
**Curtis Leroy Cruver, IV**, Elmhurst, IL (US);  
**Stephen Andrew Derfiny**, Clarendon Hills, IL (US)

(73) Assignee: **Sub-Zero, Inc.**, Madison, WI (US)

(\*\*) Term: **14 Years**

(21) Appl. No.: **29/425,633**

(22) Filed: **Jun. 25, 2012**

(51) **LOC (9) Cl.** ..... **15-07**

(52) **U.S. Cl.**  
USPC ..... **D15/89**

(58) **Field of Classification Search**  
USPC ..... D15/79-89; 62/98, 338, 389; 222/108,  
222/182, 146.6, 146.1; 210/232  
See application file for complete search history.

(56) **References Cited**

**U.S. PATENT DOCUMENTS**

6,303,031	B1 *	10/2001	Senner	210/232
6,337,015	B1 *	1/2002	Poirier	210/232
D471,923	S *	3/2003	Park et al.	D15/89
6,651,449	B2 *	11/2003	Heims et al.	62/98
6,810,682	B1 *	11/2004	Schuchart et al.	62/98
D568,911	S *	5/2008	Jeon et al.	D15/89
7,997,452	B2 *	8/2011	Kim et al.	222/182

8,016,160 B2 \* 9/2011 Kim et al. .... 222/108

\* cited by examiner

*Primary Examiner* — Mitchell Siegel  
(74) *Attorney, Agent, or Firm* — Bell & Manning, LLC

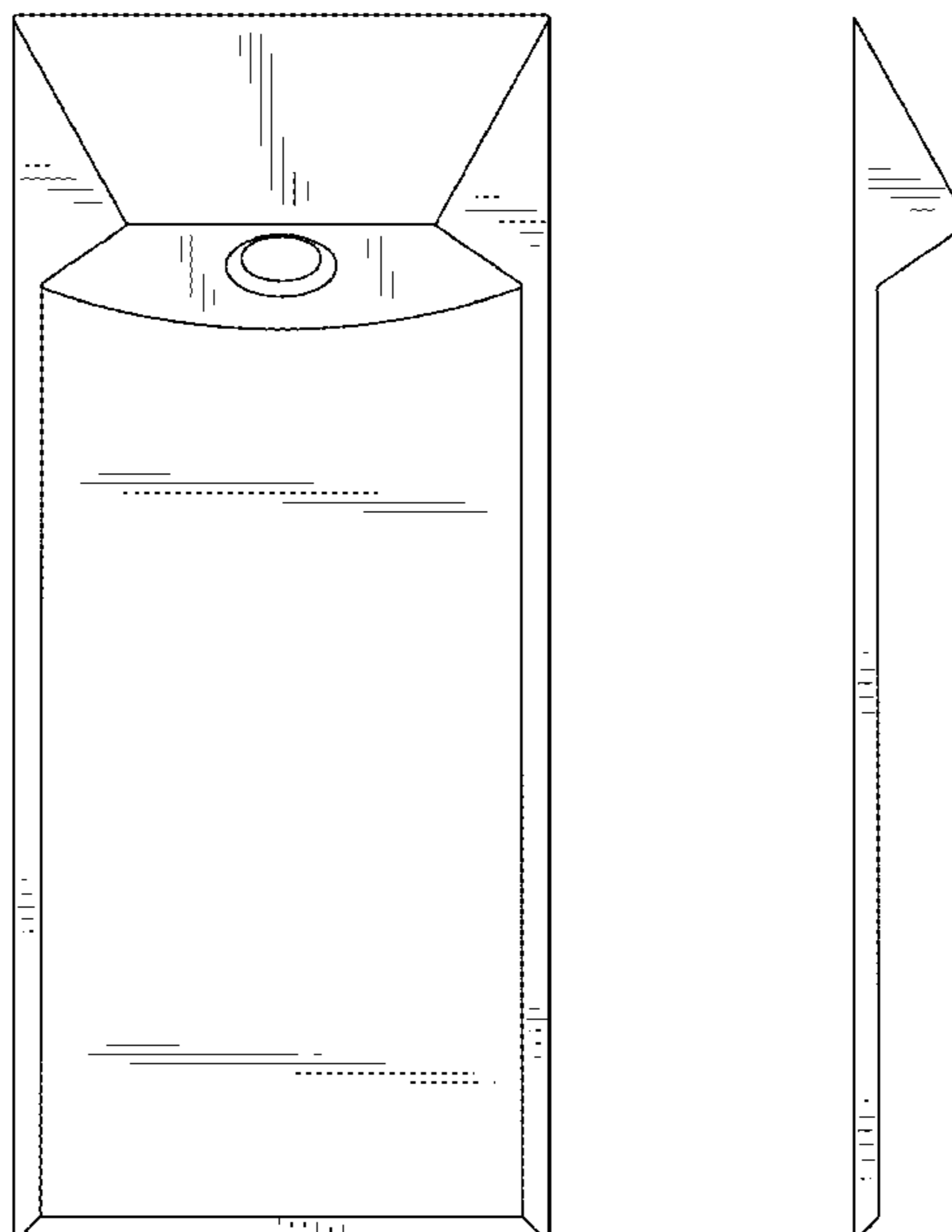
(57) **CLAIM**  
We claim the ornamental design for a refrigerator internal liquid dispenser, as shown and described.

**DESCRIPTION**

FIG. 1 is a perspective view of a refrigerator internal liquid dispenser showing our new design in its environment and not to the same scale as that shown in FIGS. 2 to 7;  
FIG. 2 is a second perspective view of the refrigerator internal liquid dispenser showing our new design;  
FIG. 3 is a front view of the refrigerator internal liquid dispenser of FIG. 2;  
FIG. 4 is a left side view of the refrigerator internal liquid dispenser of FIG. 2;  
FIG. 5 is a right side view of the refrigerator internal liquid dispenser of FIG. 2;  
FIG. 6 is a top view of the refrigerator internal liquid dispenser of FIG. 2; and,  
FIG. 7 is a bottom view of the refrigerator internal liquid dispenser of FIG. 2.

The broken lines in FIG. 1 are included for the purpose of illustrating the environment of use of the refrigerator internal liquid dispenser. The broken lines in FIG. 1 represent the environment. None of the broken lines form a part of the claimed design. The back view of the refrigerator internal liquid dispenser does not include any elements that form the ornamental design for the refrigerator internal liquid dispenser, and is therefore not included.

**1 Claim, 3 Drawing Sheets**



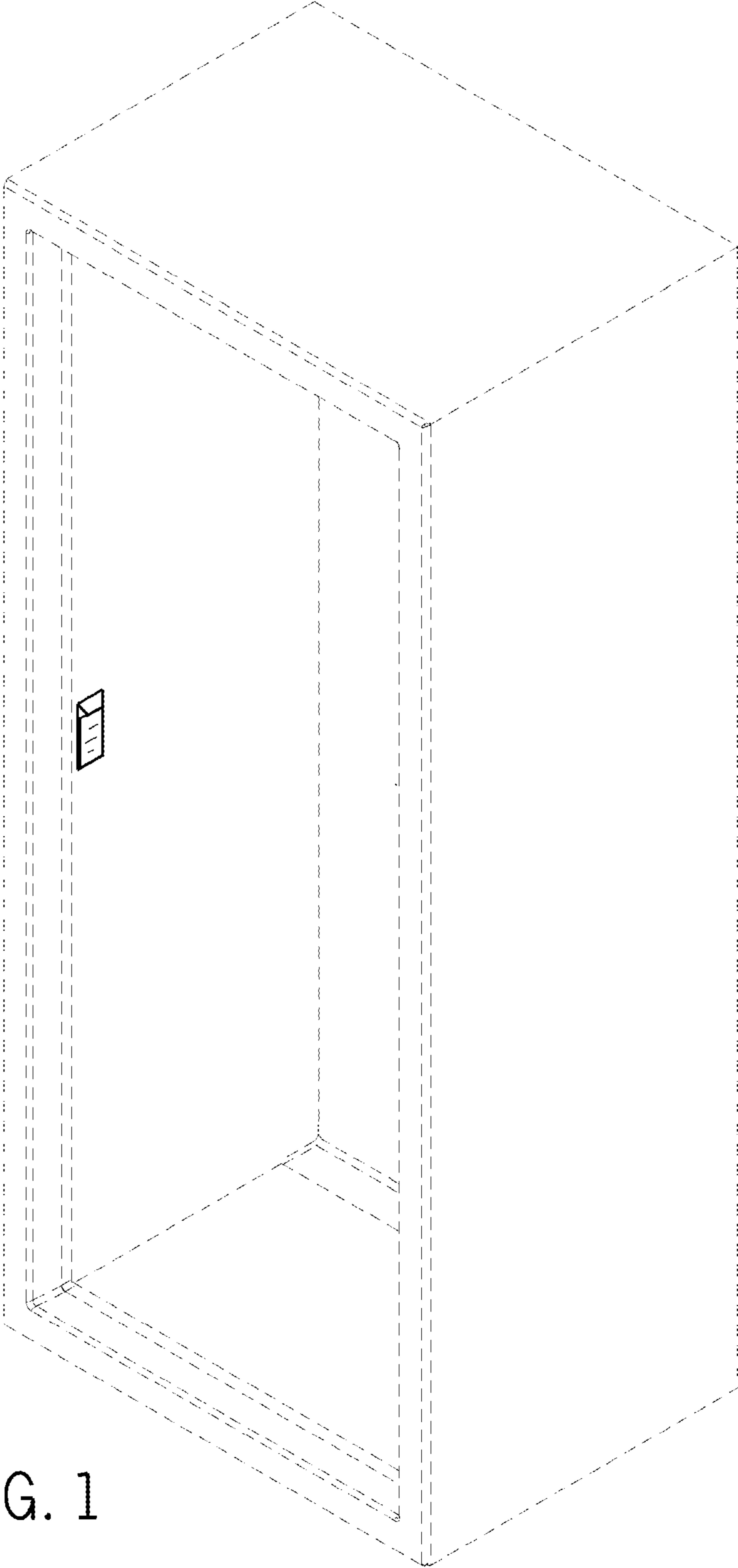


FIG. 1

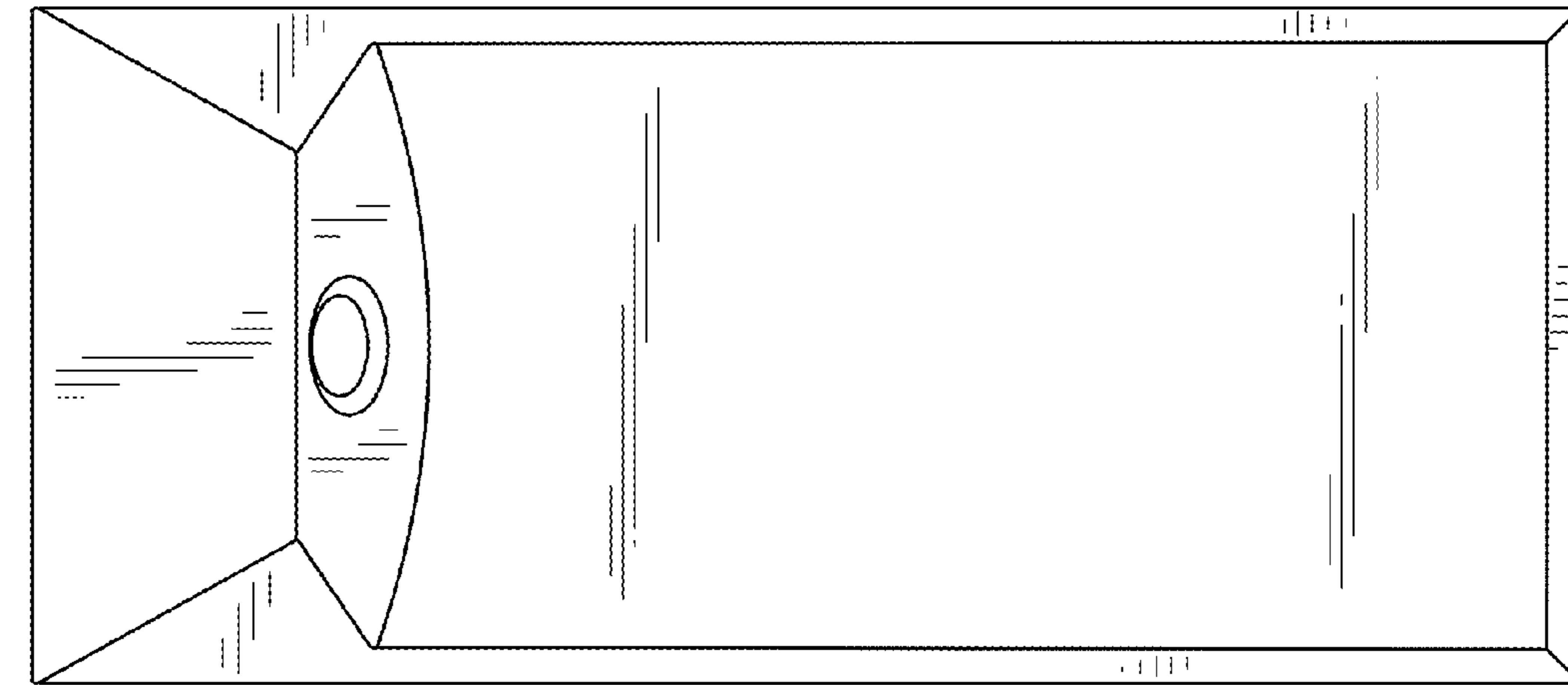


FIG. 2

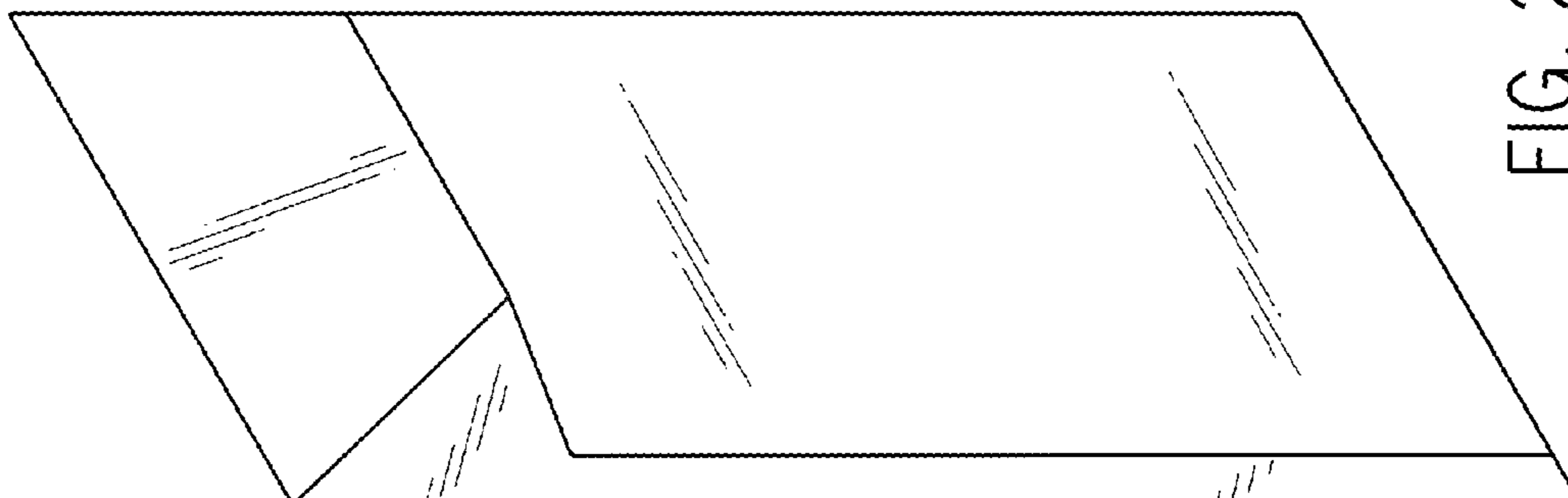


FIG. 3

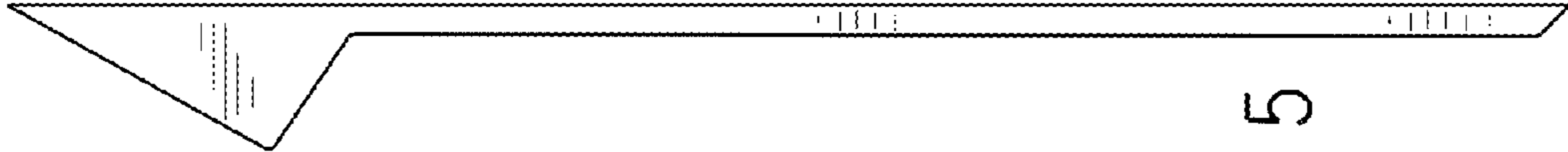


FIG. 4




FIG. 5




FIG. 6

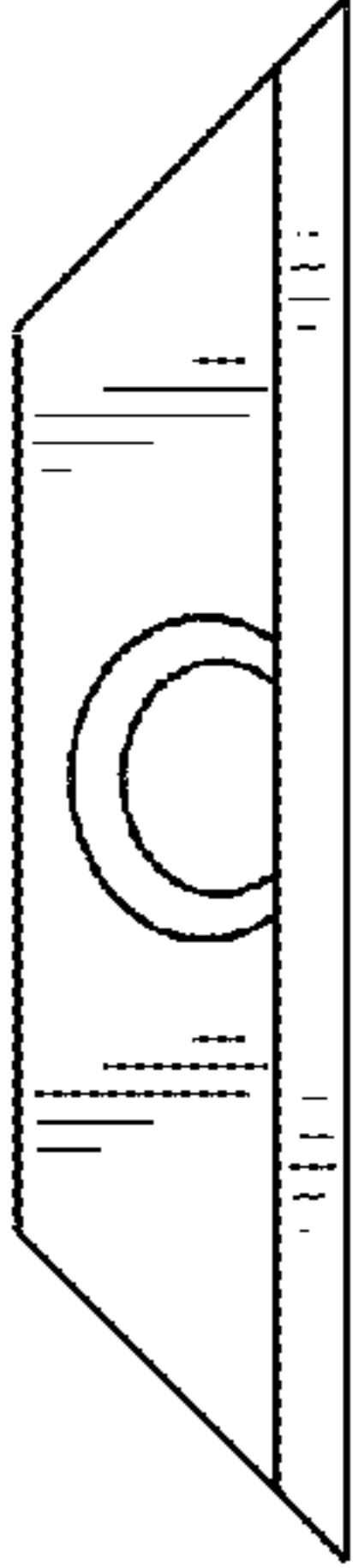


FIG. 7