



US00D694259S

(12) **United States Design Patent**
Klein

(10) **Patent No.:** **US D694,259 S**
(45) **Date of Patent:** **** Nov. 26, 2013**

(54) **DISPLAY PANEL OF A PROGRAMMED
COMPUTER SYSTEM WITH GRAPHICAL
USER INTERFACE**

FOREIGN PATENT DOCUMENTS

EM 001691544-0001 * 4/2010
EM 001691544-0002 * 4/2010

(Continued)

(75) Inventor: **Thomas Klein**, Berlin (DE)

Primary Examiner — Angela J Lee

(73) Assignee: **Cytolon AG**, Berlin (DE)

(74) *Attorney, Agent, or Firm* — Law firm of Ursula B. Day

(**) Term: **14 Years**

(21) Appl. No.: **29/427,267**

(57) **CLAIM**

(22) Filed: **Jul. 16, 2012**

The ornamental design for a display panel of a programmed computer system with graphical user interface, as shown and described.

Related U.S. Application Data

(63) Continuation of application No. 29/359,237, filed on Apr. 7, 2010, now abandoned.

DESCRIPTION

(30) **Foreign Application Priority Data**

Apr. 7, 2010 (EM) 001691544

(51) **LOC (9) Cl.** **14-04**

(52) **U.S. Cl.**
USPC **D14/486**

(58) **Field of Classification Search**
USPC D14/485–495; 715/212, 700, 703, 706,
715/715, 716, 719, 727, 728, 730, 752, 753,
715/771, 772, 773, 777, 779, 780, 792, 793,
715/808, 809, 810, 821, 822, 823, 825, 831,
715/833, 834, 835, 838, 840, 841, 843, 861,
715/864, 962, 963, 975, 977; 705/14.11,
705/14.27, 14.22, 14.23, 14.34, 27.1, 27.2
See application file for complete search history.

FIG. 1 is a front view of my computer monitor display with graphical user interface showing my new design;
FIG. 2 is another front view thereof.
FIG. 3 is another front view thereof.
FIG. 4 is another front view thereof.
FIG. 5 is another front view thereof.
FIG. 6 is another front view thereof.
FIG. 7 is another front view thereof.
FIG. 8 is another front view thereof.
FIG. 9 is another front view thereof.
FIG. 10 is another front view thereof.
FIG. 11 is another front view thereof.
FIG. 12 is another front view thereof.
FIG. 13 is another front view thereof.
FIG. 14 is another front view thereof.
FIG. 15 is another front view thereof.
FIG. 16 is another front view thereof; and,
FIG. 17 is another front view thereof.

(56) **References Cited**

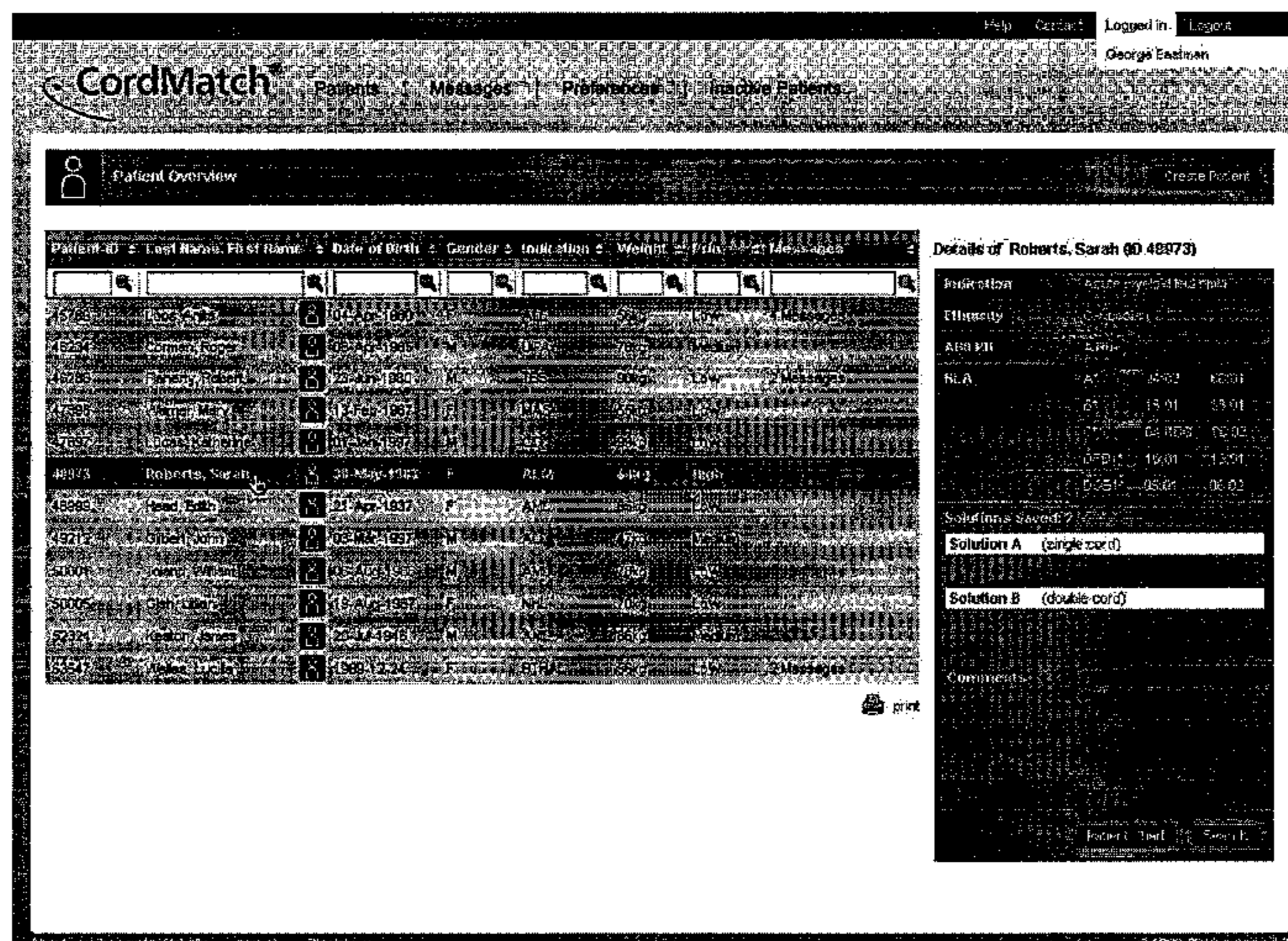
U.S. PATENT DOCUMENTS

D437,601 S * 2/2001 Utsuki et al. D14/486
D570,860 S * 6/2008 Sherry D14/486
D593,579 S * 6/2009 Thomas D14/490
D628,207 S * 11/2010 Potemski et al. D14/486

The perimeters of the portion of the underlying portion of a computer monitor display and the graphical user interface are understood to be flush.

(Continued)

1 Claim, 17 Drawing Sheets



(56)

References Cited

U.S. PATENT DOCUMENTS

D628,208 S * 11/2010 Potemski et al. D14/486
 D634,331 S * 3/2011 Brown D14/486
 D637,603 S * 5/2011 Godgart D14/486
 2010/0114702 A1* 5/2010 Wu et al. 705/14.53
 2010/0121750 A1* 5/2010 Spivey 705/35
 2010/0299617 A1* 11/2010 Fischer et al. 715/753
 2011/0072387 A1* 3/2011 Fisher et al. 715/777
 2011/0106669 A1* 5/2011 Baghdassarian 705/30
 2011/0197150 A1* 8/2011 Huang 715/760

EM 001691544-0004 * 4/2010
 EM 001691544-0005 * 4/2010
 EM 001691544-0006 * 4/2010
 EM 001691544-0007 * 4/2010
 EM 001691544-0008 * 4/2010
 EM 001691544-0009 * 4/2010
 EM 001691544-0010 * 4/2010
 EM 001691544-0011 * 4/2010
 EM 001691544-0012 * 4/2010
 EM 001691544-0013 * 4/2010
 EM 001691544-0014 * 4/2010
 EM 001691544-0015 * 4/2010
 EM 001691544-0016 * 4/2010
 EM 001691544-0017 * 4/2010

FOREIGN PATENT DOCUMENTS

EM 001691544-0003 * 4/2010

* cited by examiner

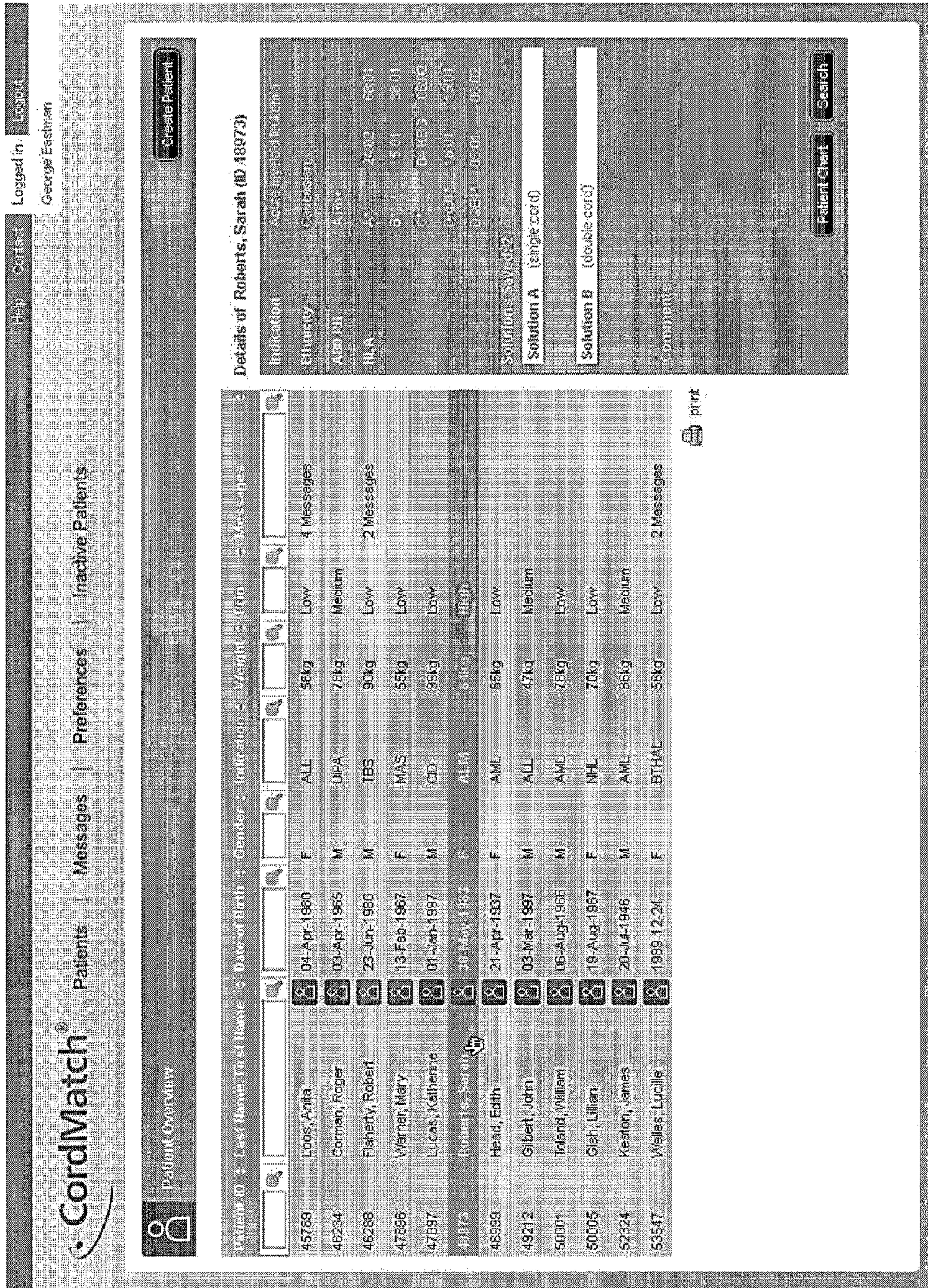


FIG. 1

Logged in: George Eschman

Help Contact

Patients Messages Preferences Inactive Patients

CordMatch

Roberts Search AML (11-Mar-2010) Patient Chart Search

Patient: Roberts, Sarah

Messages Follow Up

Master Data

Patient ID	46973
Gender	Female
Last name	Roberts
First name	Sarah
Date of birth	30-May-1983
Ethnicity	Caucasian
ABO/RH	A +

HLA Typing Serological Typing

Class I	A* 24:02 68:01
	B* 15:01 38:01
	C* 04:02 08:02
Class II	DRB1* 16:01 15:01
	DQB1* 05:01 06:02
Date of Typing	12-Mar-2010
Typing by	HLA-Lab Charité Berlin

Create New Patient Case

Patient Case Data

Patient ID	46973_1
Indication	Acute myeloid leukemia (AML)
Indication Date	11-Mar-2010
Weight	84kg
Priority	High
New Comment	Enter your comment here...
Comments	

Created by: Sarah Roberts, CordMatch
Modified on: 22-Mar-2010 by: George Eschman

Cancel Save

FIG. 2

Logged in: George Eastman

Help Contact

Patients Messages Preferences Inactive Patients

CordMatch

Robert, Sarah AML (11-Mar-2010) Search

Back Patient Chart

Select CBBs

FACT
 AABB
 without accreditation

Rank Potential Matches as Matches

Gender male female

ABO RH AB A B O

Rhesus pos neg

Maximum CBU Age 5 years not relevant

Include CBBs without Volume Reduction

Minimum Volume 31 ml

Minimum TNC x 10⁻⁷ including Erythroblasts

Minimum CD34+ Cells (HSC) x 10⁻⁶

Minimum Samples available 1

Processing Method traditional

Search Profile Default Profile

Include reserved CBBs

Preferred CBBs

(BARC) Barcelona Cord Blood Bank
 (DUCB) Düsseldorf Cord Blood Bank
 (US) Philadelphia Blood Bank
 (BE) Liège
 (UK) London
 (FR) Paris

Minimum TNC per Kg 3 x 10⁻⁷

	AM	PM	Relevant	Not relevant
A	<input checked="" type="radio"/>	<input type="radio"/>	<input type="radio"/>	<input type="radio"/>
B	<input type="radio"/>	<input checked="" type="radio"/>	<input type="radio"/>	<input type="radio"/>
C	<input type="radio"/>	<input type="radio"/>	<input checked="" type="radio"/>	<input type="radio"/>
DRB1	<input type="radio"/>	<input checked="" type="radio"/>	<input type="radio"/>	<input type="radio"/>
DOB1	<input type="radio"/>	<input checked="" type="radio"/>	<input type="radio"/>	<input type="radio"/>

Minimum HLA-Match 4

Ethnicity Caucasian Asian

Sort Result List

Match Grade (HLA-Values & Actual/Potential Matches)
 Score
 TNC
 Coverage
 Accreditation
 Volume
 CD34+ Cells (after Vol. Reduction)

Manual Search Auto Search Reset

Patients/Match B Score AM PM A B C DRB1 DRB3 RH CBU? CBB? (HSC) CD34+ (HSC) Status

Robert, Sarah 2007 1500 104.400 15.00 05.00 100 0.000 0.000 0.000 0.000

© 1997-2010, XenoGen

FIG. 3

Logged in: George Eastman

Help | Logout

Patients | Messages | Preferences | Inactive Patients

CordMatch

AMIL (11-Mar-2010)

Back Patient Chart Search

Select CBBs

FACT AARB without accreditation

Rank Potential Matches as Matches

Manual Search Auto Search Reset Save Solution

Details Restart

Comment

Search Profile: Default Profile
CordMatch Default Profile

Include reserved CBBs

Preferred CBBs: DUCB, BARC

Minimum THC per kg: 3 x 10¹⁷

Patients: Sarah

Source: AMI, JM, A, B, C, DUCB, JUCB, TIC (5/17/7), Coverage: 165 (66) Validated CBBs: 11/10 Status

Report	Score	AM	JM	A	B	C	DUCB	JUCB	TIC (5/17/7)	Coverage	Validated	CBBs (11/10)	Status
DUCE-065332	87	6	0	24:02	15:01	16:01	127	66%	58ml	CO4	3.7	available	Select
BARC-07294579	75	4	2	24:02	15:01	16:01	86	45%	75ml	HES	7.6	reserved	Select
LCB-162749	66	5	0	24:02	15:01	16:01	134	70%	55ml	PLF	5.5	available	Select
CSOB-079717D	58	4	1	24:02	15:01	16:01	31	18%	132ml	OTP	9.9	available	Select
DUCE-07283	49	4	0	24:02	15:01	16:01	188	98%	144ml	PLF	8.1	available	Select
BARC-497294579	37	2	2	24:02	15:01	16:01	59	63%	102ml	CG4	2.7	reserved	Select

FIG. 4

CordMatch
 Patients | Messages | Preferences | Inactive Patients

Logged in: George Eastman

Home | Contact | Logout

Search Profile: AML (11-Mar-2010) [v] [Back] [Patient Chart] [Search]

Select CDBs: FACT A.ABB without accreditation

Rank Potential Matches as Matches:

Include reserved CDBs:

Preferred CDBs: DUCB, BARC

Minimum TNC per kg: 3 x 10⁴ [Manual Search] [Auto Search] [Reset]

Unit Details

CDB: DUCB (Düsseldorf Cord Blood Bank, Germany)

Gender: Female

ABO: APh +

CMV: negative

Age: 2005

Infectious Disease Markers: all negative

Colony Assays:

Vitality: 95%

Cell recovery: 97%

Unit Information: 49 units, 24.02 15:01, 188 units, 26.02 36:01, 37 units, 24.02 15:01, 63 units, 26.02 39:01

Unit ID	Volume	CC4	PLF	OTP	CC4	Status
DUCB-07893	144ml	PLF	8.1			available
BARC-497294579	107ml	CC4	2.7			reserved

FIG. 5

Help Contact Logged in George Eastman

CordMatch Patients Messages Preferences Inactive Patients

Home Settings Search AML (11-Mar-2010) Patient Chart Search

Search Profile: Select CBBs

Include reserved CBBs Rank Potential Matches as Matches

Preferred CBBs: Manual Search Auto Search Reset

Minimum THC per kg: x 10⁻⁷

Patient Unit ID: Score AM PM A B C DUB4 DUB5 DUB6 DUB7 DUB8 DUB9 DUB10 DUB11 DUB12 DUB13 DUB14 (HCA) DUB15 Coverage Unit (ml) Unknd. CBB# (100) Status

Event/Case	Score	AM	PM	A	B	C	DUB4	DUB5	DUB6	DUB7	DUB8	DUB9	DUB10	DUB11	DUB12	DUB13	DUB14	Coverage	Unit (ml)	Unknd.	CBB# (100)	Status
DUCE-0855392	87	6	0	24:02	15:01	-	16:01	-	127	66%	99ml	CC4	37	available	Select							
BARC-06-016179	74	5	1	24:02	15:01	-	16:01	-	53	30%	121ml	NO	21	available	Select							
NEW		5	0	55:01	38:XX	-	15:01	-														
DUCE-FRB-50789	69	4	2	24:02	15:01	-	16:XX	-	86	45%	76ml	HES	7.6	reserved	Select							
Solution B				66:AB	38:01	-	15:01	-														
DUCE-162746	65	5	0	24:02	15:01	-	16:01	-	134	70%	55ml	PLF	5.6	available	Select							
				24:02	38:01	-	15:01	-														
CSCC-CZ9717D	58	4	1	24:02	15:01	-	16:01	-	31	16%	132ml	QTP	9.9	available	Select							
				26:02	38:XX	-	15:01	-														
DUCE-04322	53	3	2	24:02	15:AB	-	16:01	-	184	96%	113ml	CG4	10.8	available	Select							
Solution B				26:02	38:01	-	16:XX	-														
DUCE-07899	49	4	0	24:02	15:01	-	16:01	-	180	98%	144ml	PLF	8.1	available	Select							
				26:02	38:01	-	16:01	-														
BARC-497294679	37	2	2	24:02	15:01	-	16:AB	-	63	33%	107ml	CG4	2.7	reserved	Select							
				26:02	39:01	-	16:AB	-														

FIG. 6.

Help Contact Logged in: George Eastrein

Patients | Messages | Preferences | Inactive Patients

CordMatch

Roberts, Sarah | AML (11-Mar-2010) | Search

Back Patient Chart Search

Search Profile: Default Profile
 Include reserved CBUs:
 Preferred CBUs: DUCB, BARC
 Minimum TMC per kg: 3 x10¹⁷

Select CBUs: FACT
 A,ABB
 without accreditation

Rank Potential Matches as Matches:

Manual Search Auto Search Reset Save Solution

Details Restart

Comment

Patient/Unit ID	Score	AM	PM	A	B	C	DRB1	DOB1	TMC (10 ¹⁷)	Coverage	Vol (ml)	Vol Fed	CD34+ (10 ⁶)	Status
Roberts, Sarah BARC-00016772	2402	15:01	08:02	15:01	08:02	15:01	08:02	15:01	1500	100%	1500	CC4	108	available
BARC-00016772	2402	15:01	08:02	15:01	08:02	15:01	08:02	15:01	1500	100%	1500	NC	21	available

© 1998-2010 CytoGen

FIG. 7

	Raherts, Sarah	MCH, HSZ	MCH, HSZ
A	24.02 66.01	24.02 66.01	24.02 66.01
B	15.01 38.01	15.01 38.01	15.01 38.01
C	04.02 16.01	04.02 16.01	04.02 16.01
DNBI	16.01 15.01	16.01 15.01	16.01 15.01
DOBI	05.02	05.02	05.02
Ethnicity	Caucasian	Caucasian	Caucasian
Gender	Female	Female	Male
Blood Group	A pos rhd.Ee	A pos rhd.Ee	A pos rhd.Ee
Volume (before / after Reduction)	122ml / 22ml	122ml / 22ml	113ml / 21ml
Method of Reduction	HES	HES	HES
Cryoprotectant	50%	50%	50%
Number of Bags	2	2	2
Date of Manufacturing	14.10.2007	14.10.2007	21.06.2010
TNC with Erythroblast (before / after Reduction)	127 / 124 x 10 ⁶	127 / 124 x 10 ⁶	118 / 117 x 10 ⁶
TNC without Erythroblast (before / after Reduction)	119 / 119 x 10 ⁶	119 / 119 x 10 ⁶	109 / 106 x 10 ⁶
DNA-Samples available	1	1	1
ALLOLOTS available	2	2	2
Processing Method	Traditional	Traditional	Traditional
Recovery nucleated Cells	78%	78%	75%
Number of BFU-E	3.23 x 10 ⁵	3.23 x 10 ⁵	3.93 x 10 ⁵
Number of CFU-GM	2.16 x 10 ⁵	2.16 x 10 ⁵	2.11 x 10 ⁵
Number of CFU-GEMM	1.14 x 10 ⁵	1.14 x 10 ⁵	1.05 x 10 ⁵
CD34+ (before / after Reduction)	2.85 x 10 ⁶	2.85 x 10 ⁶	2.31 x 10 ⁶
Recovery CD34+ Cells	78%	78%	72%
Aerobic / anaerobic bacteria	negative	negative	negative
Total CFC day 14	61.34%	61.34%	55.22%
Viability	100%	100%	100%
Infectious Diseases Markers [+]	All negative	All negative	All negative
Fragments			
Additional Information			
Mother's Anamnesis			

FIG. 8




FIG. 9




FIG. 10




FIG. 11

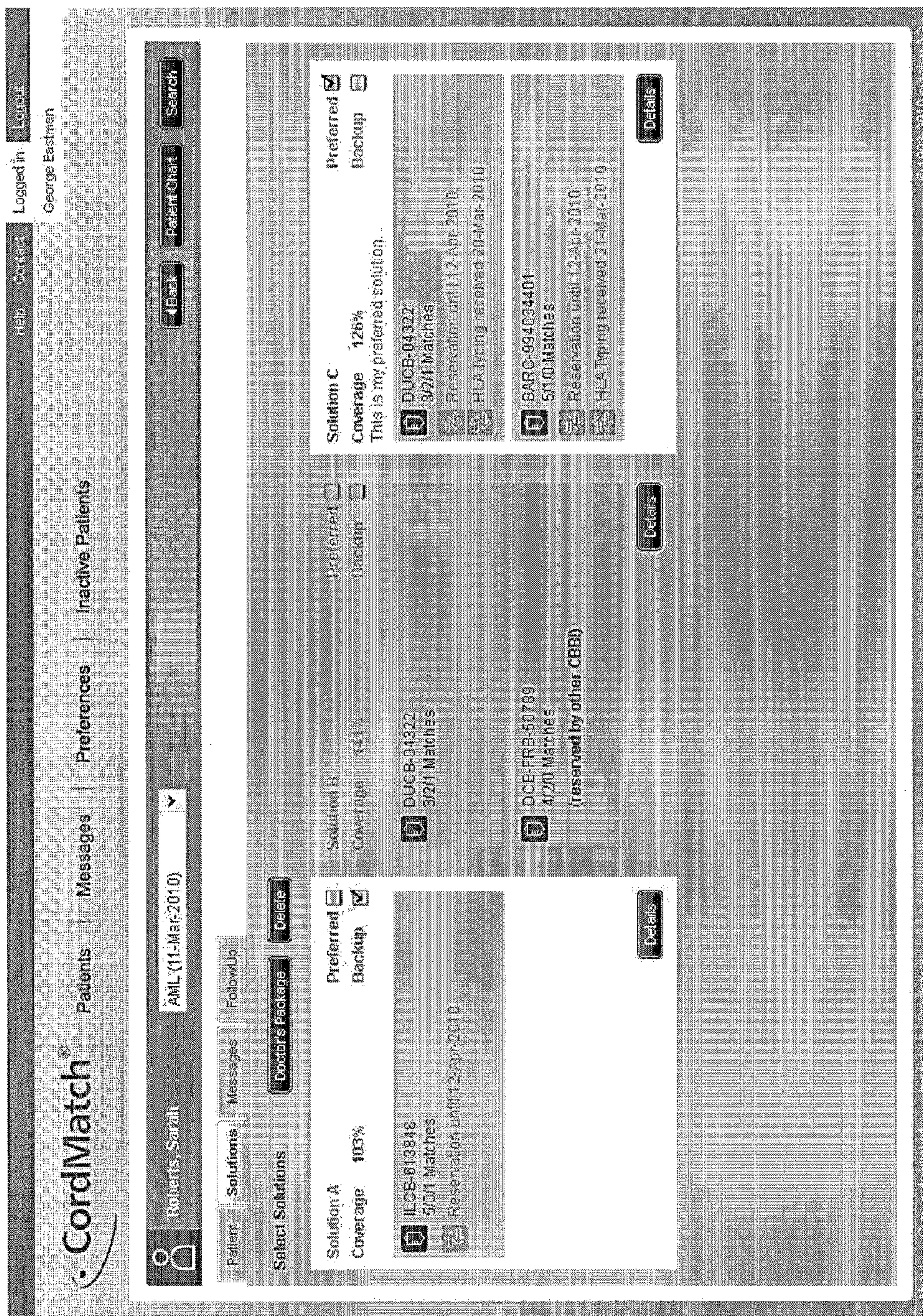


FIG. 12

The screenshot shows the CordMatch website interface. At the top, there is a navigation bar with 'Patents', 'Messages', 'Preferences', and 'Inactive Patents'. Below this, a search bar contains 'AVL11-Mars-1010'. The main content area is titled 'Solution C' and features several filter panels on the left, including 'Select', 'Select Required', and 'Reservations'. The right side of the page displays a table with columns for 'A', 'B', 'C', 'D/E/F', 'Ethnicity', 'Gender', 'Blood Group', 'Volume (before/after Reduction)', 'Method of Reduction', 'Cryoprotectant', 'Number of Bags', 'Date of Manufacturing', 'TTC with Ethanol (before/after Reduction)', 'TTC without Ethanol (before/after Reduction)', 'DNA Samples available', 'ALUQOTS available', 'Processing Method', 'Recovery nucleated Cells', 'Number of DPLE', 'Number of CFU/GM', 'Number of CFU/GBM', 'CD34+ Cells (after Reduction)', 'Recovery CD34+ Cells', 'Average Zeta Potential (mV)', 'Total CFU/Case (if ...)', 'Viability', 'Infectious Diseases Markers (if ...)', 'Flu Agents', 'All Blood Information', and 'Mother's Antinuclear ...'. The table contains multiple rows of data corresponding to these categories.

FIG. 13

Help Contact Logged in: William Dickson

CordMatch® Messages | CBU Inventory | Preferences | Reports

CDU Overview

New CBU Upload CBUs

Unit-ID: A
 Status: Reserved
 Last Updated (UTC): 01-Jan-2009 - 31-Jan-2010
 Manufacturing Date (UTC): -
 Action Required:

8 out of 5,328 Units found

Unit ID	Status	Clinic (CBU)	Last Update (UTC)	Category	Manufacturing Date (UTC)	Action Required
BARC-03-029561	reserved	BAR	26-Jan-2010	A	02-Jan-2006	Yes
BARC-03-029562	reserved	BAR	29-Dec-2009	A	13-Mar-2005	No
BARC-03-029755	reserved	CHU	05-Jan-2010	A	26-Jan-2009	No
BARC-04-023364	reserved	NYC	13-Jan-2010	A	26-Nov-2005	No
BARC-05-016175	reserved	NYC	13-Jan-2010	A	26-Jul-2007	Yes
BARC-07-016334	reserved	CHU	05-Jan-2010	A	13-Jan-2005	No
BARC-07-016342	reserved	CHR	29-Dec-2009	A	26-Jul-2004	No
BARC-07-016432	reserved	BAR	13-Jan-2010	A	26-Oct-2003	No

Copyright © 2010 CordMatch, Inc. All rights reserved.

FIG. 14

Help Contact Logged In William Dickson

CordMatch Messages CBU Inventory Preferences Reports

BARC-UG-0161748 Back

Date	Clinic/CRB	User	Action
25-Jan-2010, 10:24 CET	CHR	Eastman, George	High Resolution HLA Typing requested
16-Jan-2010, 09:25 CET	CHR	Eastman, George	Reservation
21-Jul-2008, 16:12 CET	BAR	Mendez, Maria	Reservation expired
22-Jun-2008, 13:35 CET	BAR	Mendez, Maria	Reservation
25-Oct-2007, 11:25 CET	CHU	Roussel, Jean	Reservation canceled
24-Oct-2007, 02:20 CET	BARC	Upload-System	Data Update
20-Oct-2007, 11:30 CET	CHU	Roussel, Jean	Medium Resolution HLA Typing requested
20-Oct-2007, 15:43 CET	CHU	Roussel, Jean	Reservation
27-Jun-2007, 02:17 CET	BARC	Upload-System	Initial Data Upload

BARC-UG-0161748 Help Contact Logout

FIG. 15

[Home](#) | [Messages](#) | [CBU Inventory](#) | [Preferences](#) | [Reports](#) | [Help](#) | [Contact](#) | [Logout](#)
 Logged in as William Dickson

CordMatch

BURG-06-D40176 (re-issued from 12, 24, 26, 27, 28, 29, 30, 31, 32, 33, 34, 35, 36, 37, 38, 39, 40, 41, 42, 43, 44, 45, 46, 47, 48, 49, 50, 51, 52, 53, 54, 55, 56, 57, 58, 59, 60, 61, 62, 63, 64, 65, 66, 67, 68, 69, 70, 71, 72, 73, 74, 75, 76, 77, 78, 79, 80, 81, 82, 83, 84, 85, 86, 87, 88, 89, 90, 91, 92, 93, 94, 95, 96, 97, 98, 99, 100)

[Unit](#) | [Messages](#) | [History](#)

A	24:02 68:01	Cryoprotectant	50%
B	15:AB 38:01	Number of Bags	2
C	-	Date of Manufacturing	14-Jul-2007
DRB1	18:01 15:XX	DNA-Samples available	2
DQB1	-	ALLOQTS available	2
Ethnicity	Caucasian	Processing Method	Traditional
Gender	Female	Recovery nucleated Cells	78%
ABO RH	A pos. ccD.Ea	Number of DFUE	3,25 x10 ⁴
Volume (before / after Reduction)	127ml / 32ml	Number of CFU-GM	2,16 x10 ⁵
Method of Reduction	HES	Number of CFU-GEMM	1,14 x10 ⁵
TNC with Erythroblast (before / after Reduction)	127 / 124 x10 ⁷	Acrobic / anaerobic bacteria	negative
TNC without Erythroblast (before / after Reduction)	113 / 111 x10 ⁷	Total CFC day 14	61,34%
CD34+ (before / after Reduction)	2,86 x10 ⁶	Viability	100%
Recovery CD34+ Cells	74%	Fragments	
Infectious Disease Markers	All negative (+)		
Mother's Anamnesis			
Additional Information			

FIG. 16

The screenshot displays the CordMatch website interface. At the top, there is a navigation bar with links for 'Messages', 'CBU Inventory', 'Preferences', and 'Reports'. On the right side of the top bar, it shows 'Logged in: William Dickson' and 'Logout'. Below the navigation bar is the CordMatch logo and a search bar containing the text 'BARC06-016178'. A 'Back' button is located to the right of the search bar. Below the search bar, there are tabs for 'Messages' and 'History'. The main content area features a table with the following columns: 'Search Center', 'Last Name, First Name', 'Request type', 'Last update', 'Initiated by', 'Status', and 'Action required'. The table contains three rows of data:

Search Center	Last Name, First Name	Request type	Last update	Initiated by	Status	Action required
Charité Berlin (DE)	Roberts, Sarah	Reservation	24-Jan-2010	24-Jan-2010	Reserved	No
Charité Berlin (DE)	Robert, Sarah	Reservation	25-Jan-2010	25-Jan-2010	Processing	Yes
Washington State Hospital (US)	David, Greg	Reservation	18-Jul-2008	18-Jul-2008	Expired	No
Uniklinik Hamburg (DE)	Müller, Hans	Reservation	27-Oct-2007	27-Oct-2007	Cancelled	No

At the bottom of the page, there is a footer with the text '© 1998-2010 cordmatch.com'.

FIG. 17