



US00D694249S

(12) **United States Design Patent**  
**Akana et al.**

(10) **Patent No.:** **US D694,249 S**

(45) **Date of Patent:** **\*\* Nov. 26, 2013**

(54) **STAND**

(75) Inventors: **Jody Akana**, San Francisco, CA (US);  
**Bartley K. Andre**, Menlo Park, CA (US);  
**Shota Aoyagi**, San Francisco, CA (US);  
**Jeremy Bataillou**, San Francisco, CA (US);  
**Daniel J. Coster**, San Francisco, CA (US);  
**Daniele De Iuliis**, San Francisco, CA (US);  
**M. Evans Hankey**, San Francisco, CA (US);  
**Julian Hoenig**, San Francisco, CA (US);  
**Richard P. Howarth**, San Francisco, CA (US);  
**Jonathan P. Ive**, San Francisco, CA (US);  
**Duncan Robert Kerr**, San Francisco, CA (US);  
**Shin Nishibori**, Kailua, HI (US);  
**Matthew Dean Rohrbach**, San Francisco, CA (US);  
**Peter Russell-Clarke**, San Francisco, CA (US);  
**Mikael Silvanto**, San Francisco, CA (US);  
**Christopher J. Stringer**, Woodside, CA (US);  
**Eugene Antony Whang**, San Francisco, CA (US);  
**Rico Zörkendörfer**, San Francisco, CA (US)

(73) Assignee: **Apple Inc.**, Cupertino, CA (US)

(\*\*) Term: **14 Years**

(21) Appl. No.: **29/431,731**

(22) Filed: **Sep. 11, 2012**

(51) **LOC (9) Cl.** ..... **08-07**

(52) **U.S. Cl.**  
USPC ..... **D14/447**

(58) **Field of Classification Search**  
USPC ..... D14/447, 432, 434, 439, 448, 451, 452,  
D14/457, 239, 250, 251, 253, 238.1, 440,  
D14/205, 223, 224, 224.1, 229; D13/108;  
D6/406.1, 406.2, 406.3, 406.4, 406.5,  
D6/406.6, 601; 248/917-924, 363, 445,  
248/447, 451, 455, 456, 460, 371, 166, 434,

248/188.6; 361/726, 679.02, 679.09,  
361/679.21, 679.22, 679.26, 679.27,  
361/679.29, 679.3, 679.55, 679.56

See application file for complete search history.

(56) **References Cited**

U.S. PATENT DOCUMENTS

D96,018 S 6/1935 Cannon  
5,203,845 A 4/1993 Moore

(Continued)

FOREIGN PATENT DOCUMENTS

GB 2074848 5/1998

OTHER PUBLICATIONS

Ryan Kairer, Palm Touchstone Kit Review, (<http://www.palminfocenter.com/news/9819/palm-touchstone-kit-review>), Jun. 5, 2009.

*Primary Examiner* — Angela J Lee

(74) *Attorney, Agent, or Firm* — Sterne, Kessler, Goldstein & Fox P.L.L.C.

(57) **CLAIM**

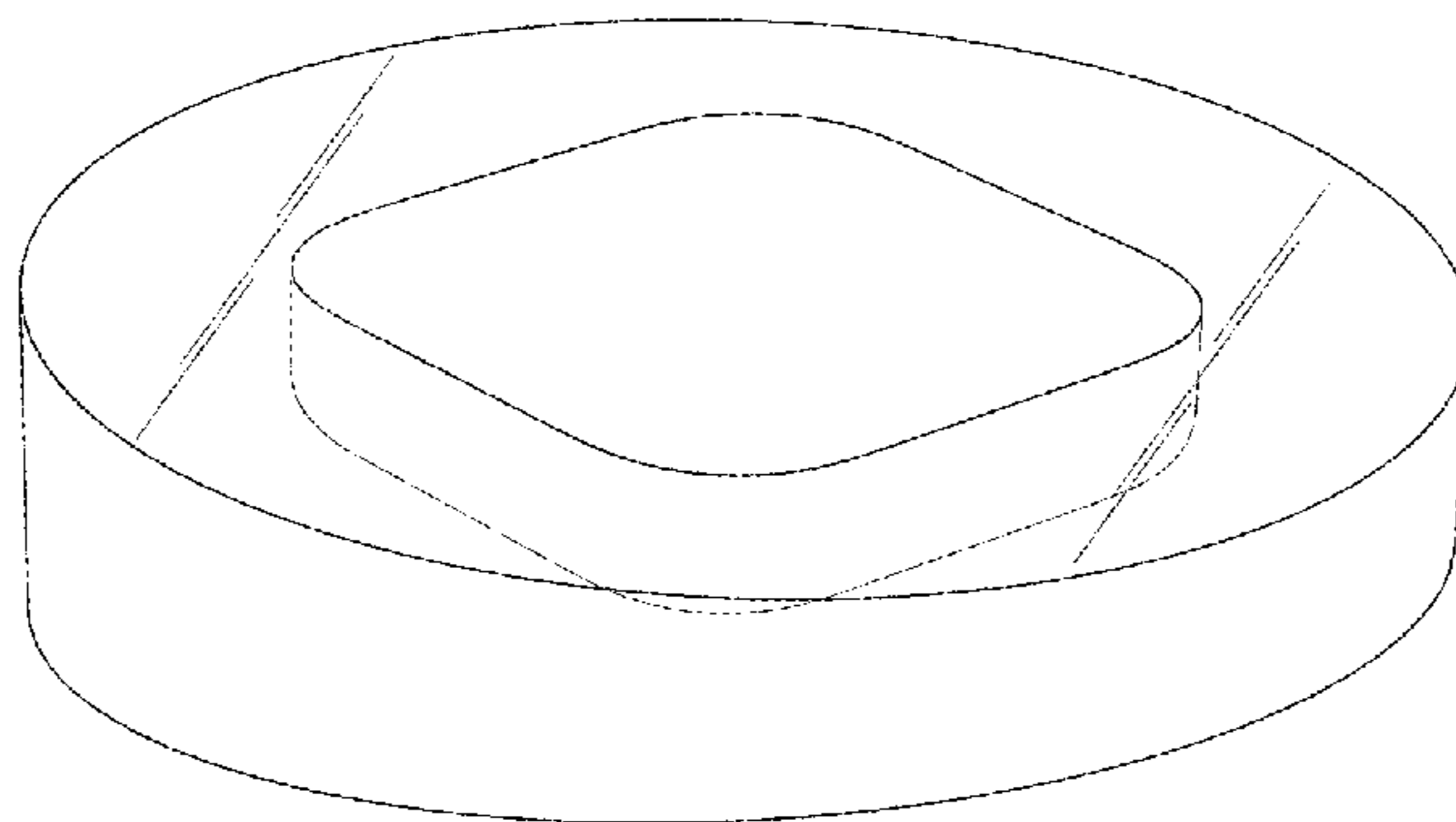
The ornamental design for a stand, as shown and described.

**DESCRIPTION**

FIG. 1 is a top front perspective view of a stand showing our new design;  
FIG. 2 is a top rear perspective view thereof;  
FIG. 3 is a top plan view thereof;  
FIG. 4 is a bottom plan view thereof;  
FIG. 5 is a left side view thereof;  
FIG. 6 is a right side view thereof;  
FIG. 7 is a front view thereof; and,  
FIG. 8 is a rear view thereof.

The oblique shade lines in the Figures represent a transparent or translucent surface, and not surface ornamentation.

**1 Claim, 5 Drawing Sheets**



(56)

**References Cited**

U.S. PATENT DOCUMENTS

D452,509 S 12/2001 Allsop  
 D454,703 S \* 3/2002 Doeing ..... D6/310  
 D474,189 S 5/2003 Andre et al.  
 D508,458 S 8/2005 Solland et al.  
 D516,025 S 2/2006 Quinn  
 D552,597 S 10/2007 Solland  
 D553,122 S 10/2007 Solland  
 D553,123 S 10/2007 Solland  
 D558,193 S \* 12/2007 Ju ..... D14/253  
 D558,207 S 12/2007 Ikeda et al.  
 D558,208 S 12/2007 Ikeda et al.  
 D558,209 S 12/2007 Ikeda et al.  
 D562,224 S 2/2008 Bonnaud  
 D566,697 S 4/2008 Nielsen et al.  
 D574,769 S 8/2008 Fisher et al.

D585,898 S 2/2009 Skurdal  
 D596,561 S \* 7/2009 Chon et al. .... D13/108  
 D607,458 S \* 1/2010 Hui et al. .... D14/434  
 D620,884 S 8/2010 Lee et al.  
 D628,203 S 11/2010 Noble  
 D629,806 S \* 12/2010 Ho et al. .... D14/434  
 D640,976 S 7/2011 Matsuoka  
 D643,844 S 8/2011 Akana et al.  
 D645,047 S 9/2011 Wike  
 D645,818 S 9/2011 Guccione et al.  
 D659,696 S \* 5/2012 Lanza ..... D14/447  
 D662,505 S \* 6/2012 Mori ..... D14/447  
 D662,939 S 7/2012 Akana et al.  
 D666,204 S \* 8/2012 Han ..... D14/447  
 D671,546 S \* 11/2012 Eberstein et al. .... D14/447  
 D685,771 S \* 7/2013 Bertenthal ..... D14/223  
 D688,252 S \* 8/2013 Paul ..... D14/447

\* cited by examiner

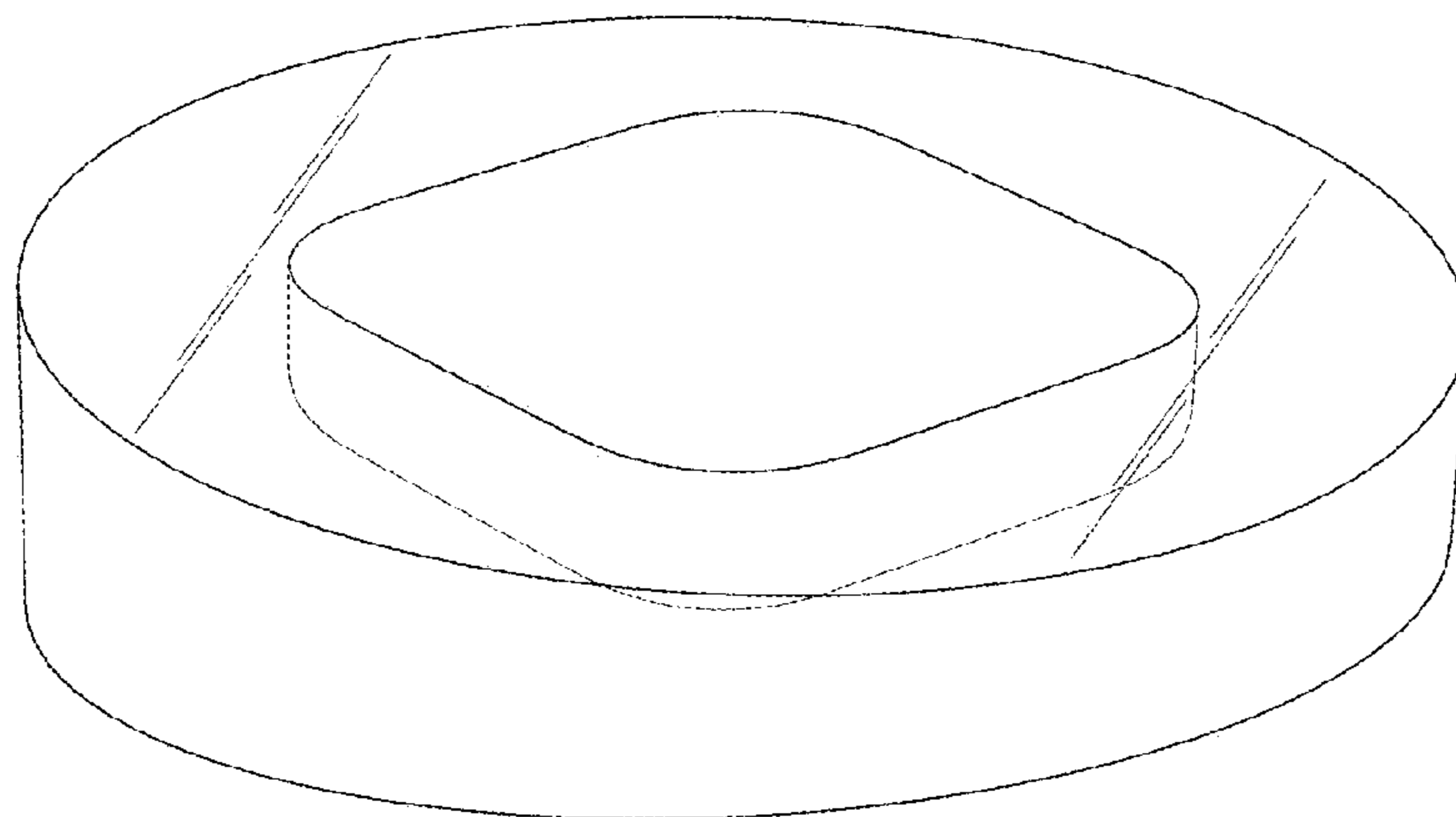


FIG. 1

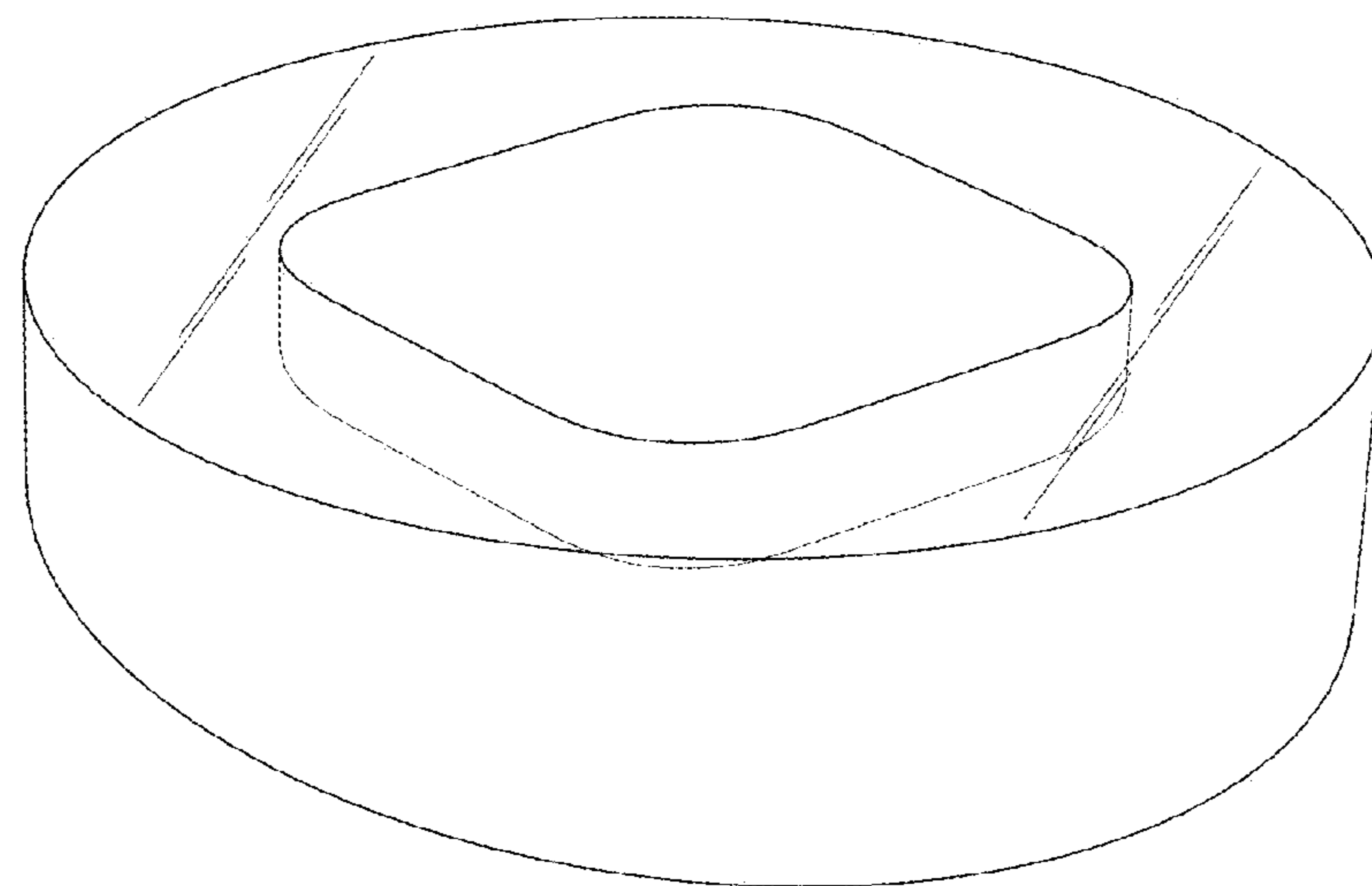


FIG. 2




FIG. 3




FIG. 4

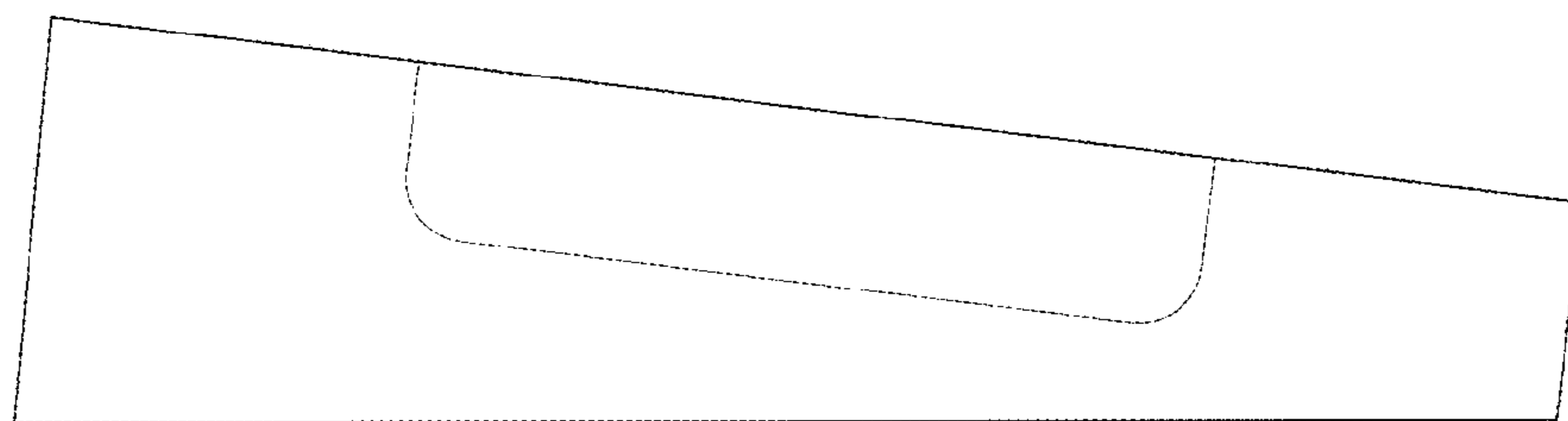


FIG. 5

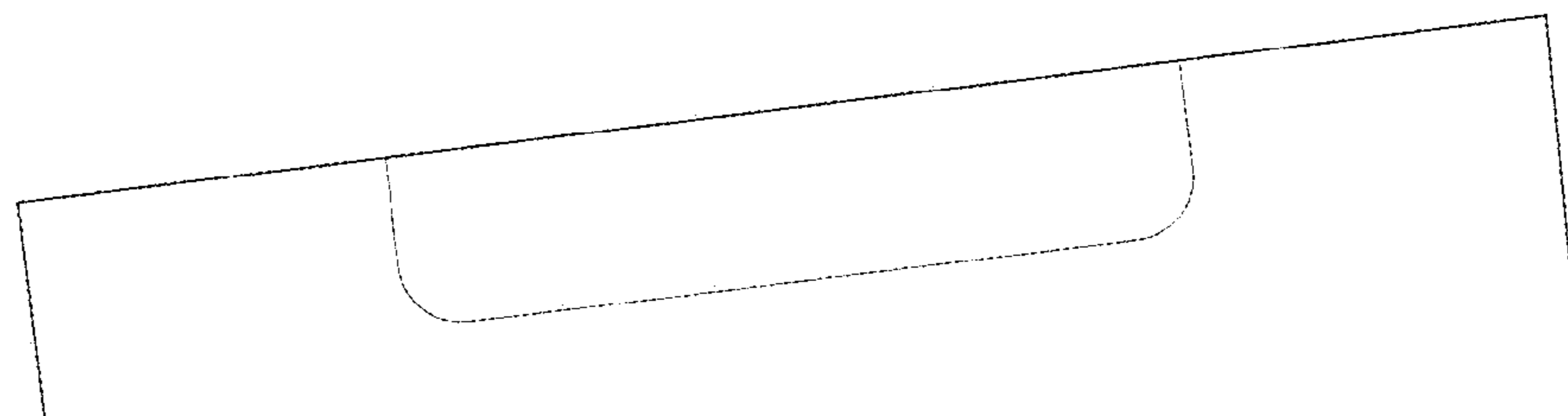


FIG. 6

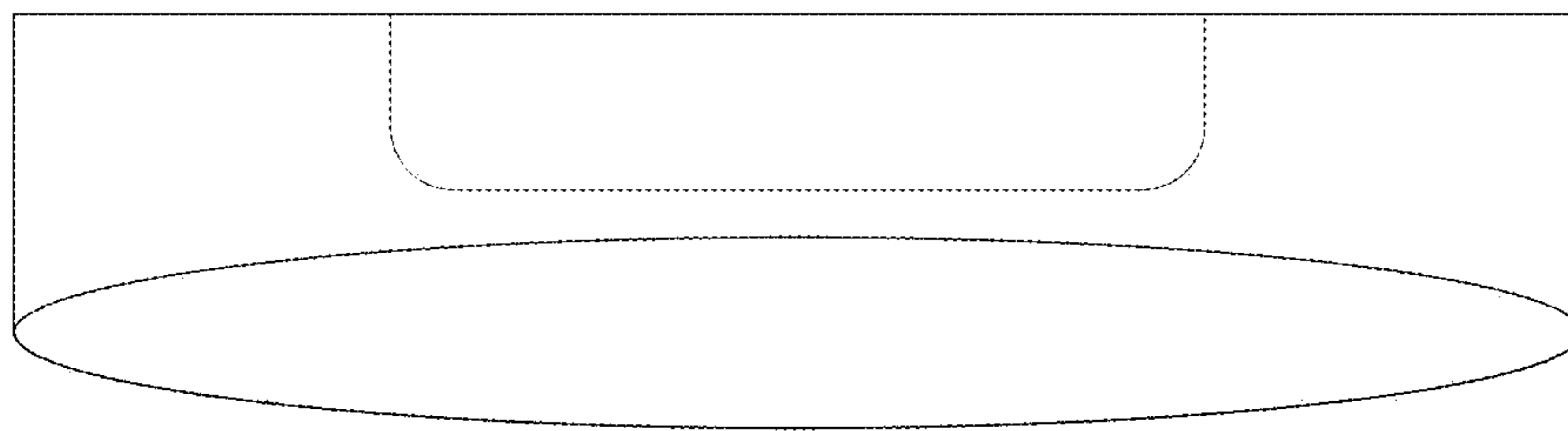


FIG. 7

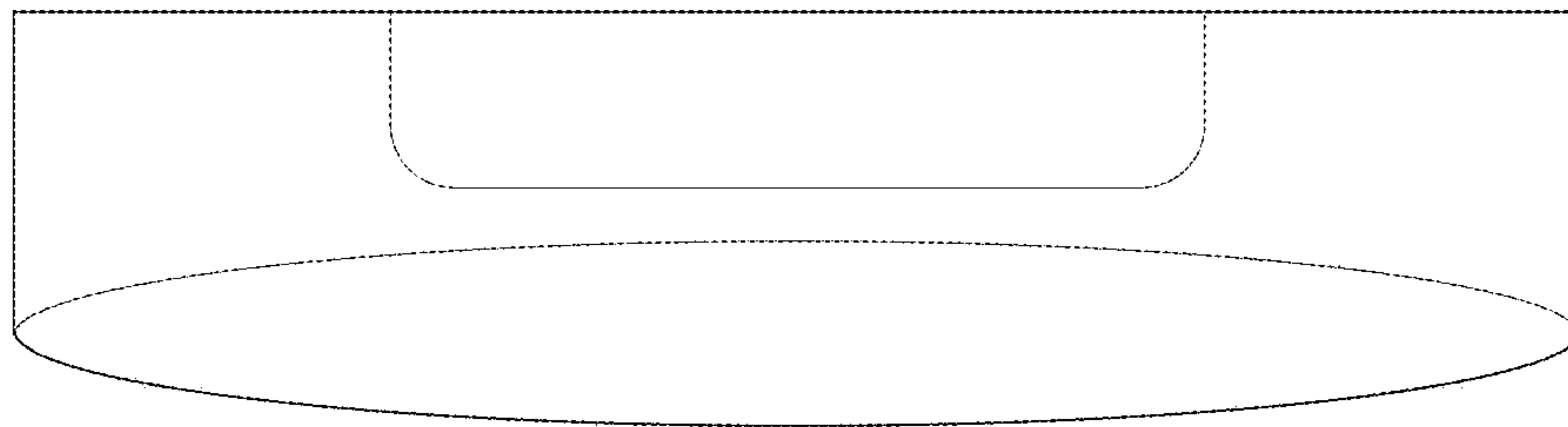


FIG. 8