



US00D694241S

(12) **United States Design Patent**
Cho

(10) **Patent No.:** **US D694,241 S**
(45) **Date of Patent:** **** Nov. 26, 2013**

(54) **SHIELD**
(71) Applicant: **Creative Technology Ltd**, Singapore (SG)
(72) Inventor: **Mei San Gigi Cho**, Singapore (SG)
(73) Assignee: **Creative Technology Ltd**, Singapore (SG)

D465,486 S * 11/2002 Lee D14/341
D469,438 S * 1/2003 Corrales D14/432
D470,147 S * 2/2003 Tan et al. D14/432
D581,419 S * 11/2008 Johnson et al. D14/432
D582,918 S * 12/2008 Scott D14/432
D608,362 S * 1/2010 Barron et al. D14/424
D639,791 S * 6/2011 Corley et al. D14/248
D662,504 S * 6/2012 Lohman D14/441
D673,958 S * 1/2013 Fathollahi D14/440
D675,210 S * 1/2013 Kim D14/440

(**) Term: **14 Years**
(21) Appl. No.: **29/449,878**

* cited by examiner
Primary Examiner — Austin Murphy
(74) *Attorney, Agent, or Firm* — Creative Technology Ltd

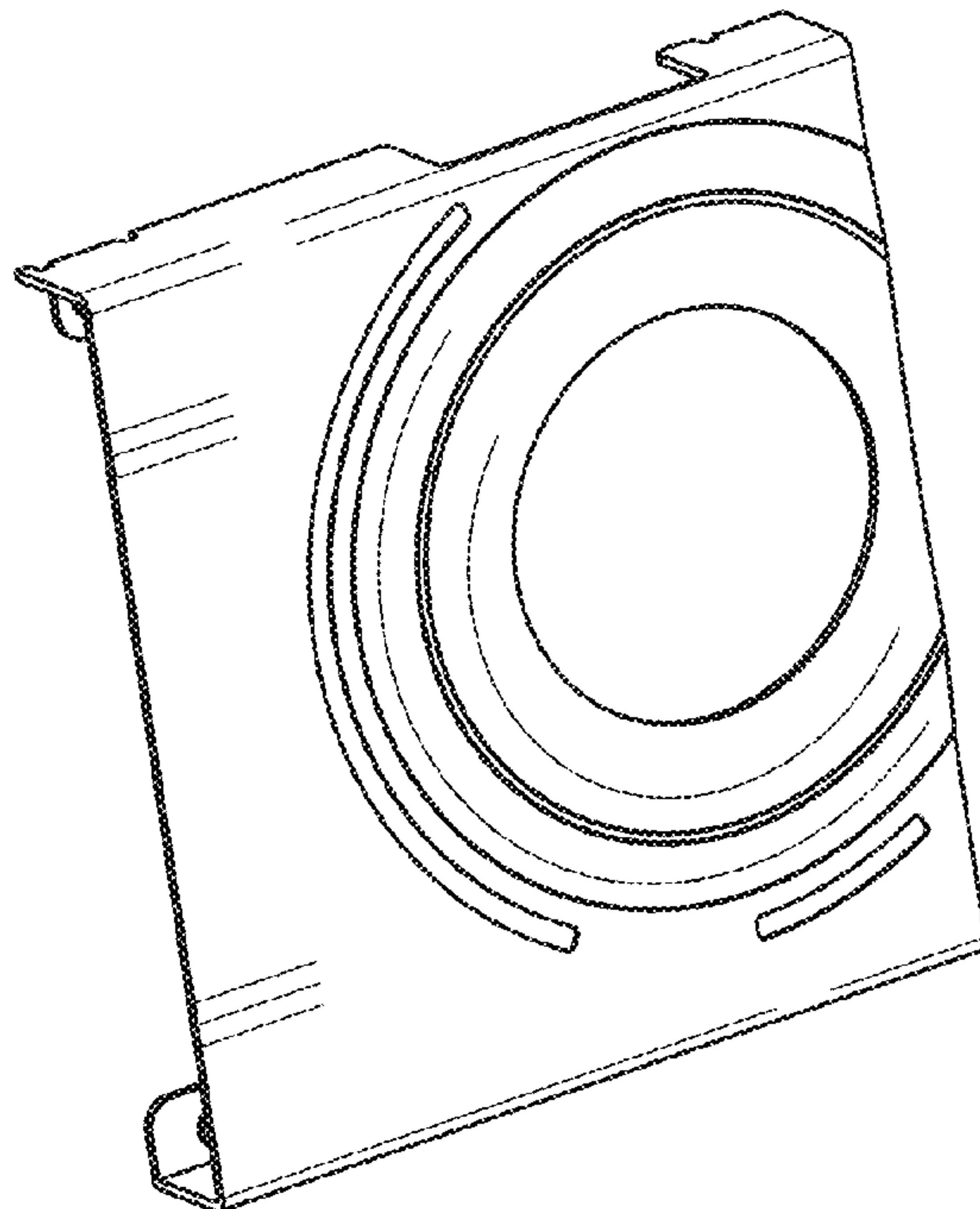
(22) Filed: **Mar. 15, 2013**
(51) **LOC (9) Cl.** **14-02**
(52) **U.S. Cl.**
USPC **D14/432**
(58) **Field of Classification Search**
USPC D14/316–319, 432–439, 442, 451–454,
D14/496, 495, 391, 385, 367, 356; D8/331,
D8/330; D18/50, 4.6, 4.5; 439/630, 635,
439/639, 160; 360/2; 235/492, 486, 479,
235/380
See application file for complete search history.

(57) **CLAIM**
The ornamental design for a shield, substantially as shown and described.

(56) **References Cited**
U.S. PATENT DOCUMENTS
D412,322 S * 7/1999 Wu D14/433
D413,109 S * 8/1999 Klinker D14/432

DESCRIPTION
FIG. 1 is a front top left side perspective view of a shield showing our new design;
FIG. 2 is a rear top right side perspective view thereof;
FIG. 3 is a front elevational view thereof;
FIG. 4 is a rear elevational view thereof;
FIG. 5 is left side elevational view thereof;
FIG. 6 is a right side elevational view thereof;
FIG. 7 is a top plan view thereof; and,
FIG. 8 is a bottom plan view thereof.

1 Claim, 4 Drawing Sheets



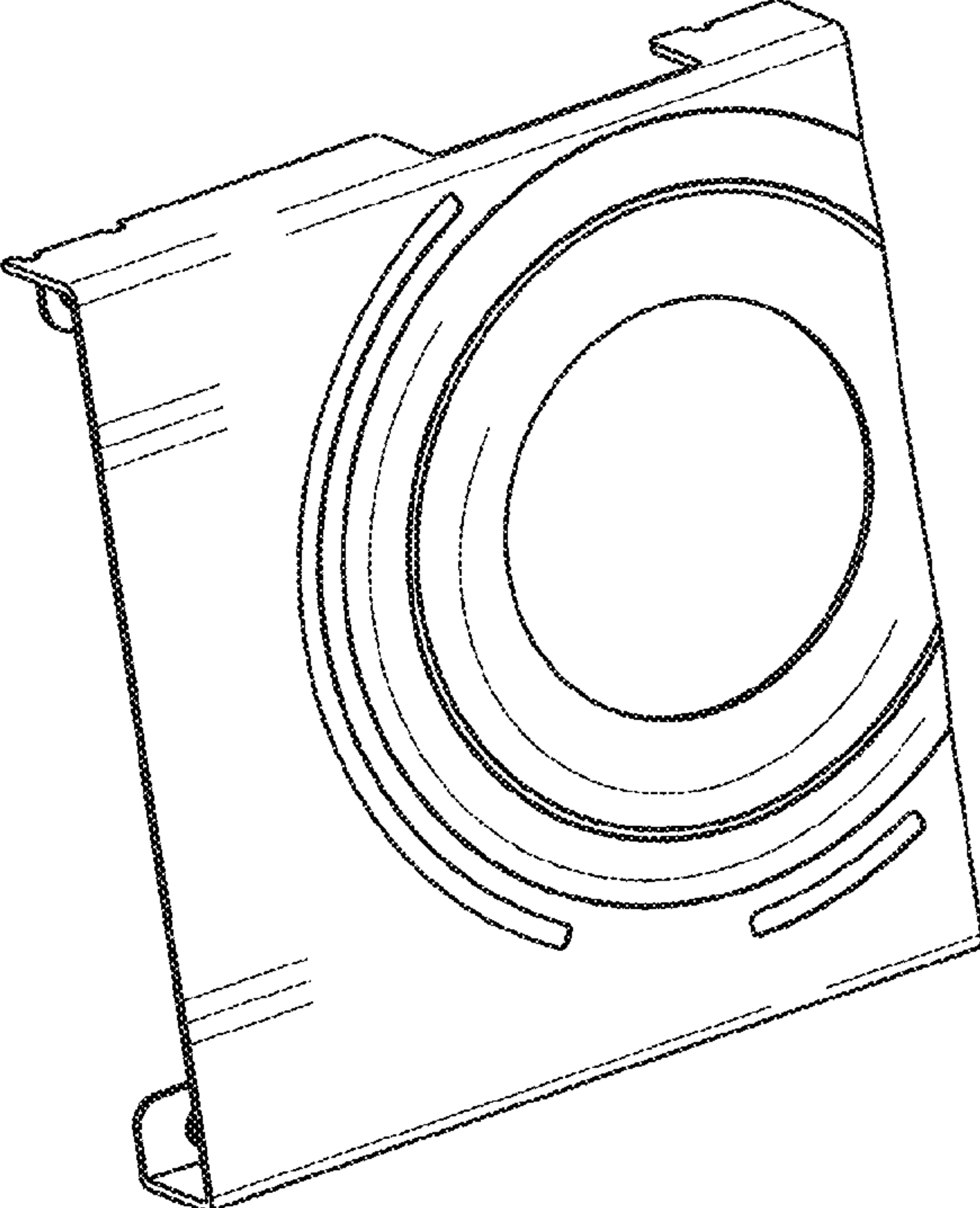


FIG. 1

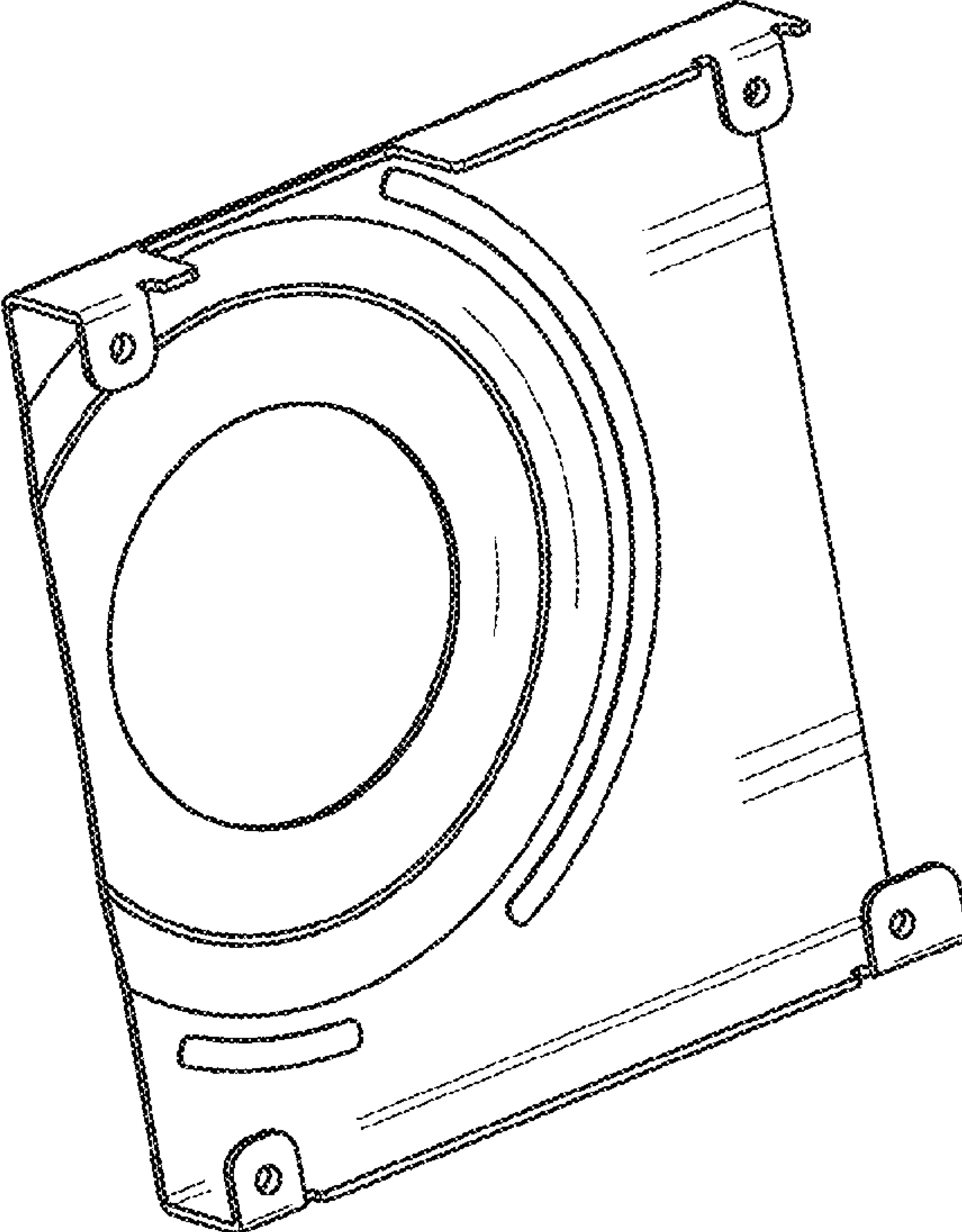


FIG. 2

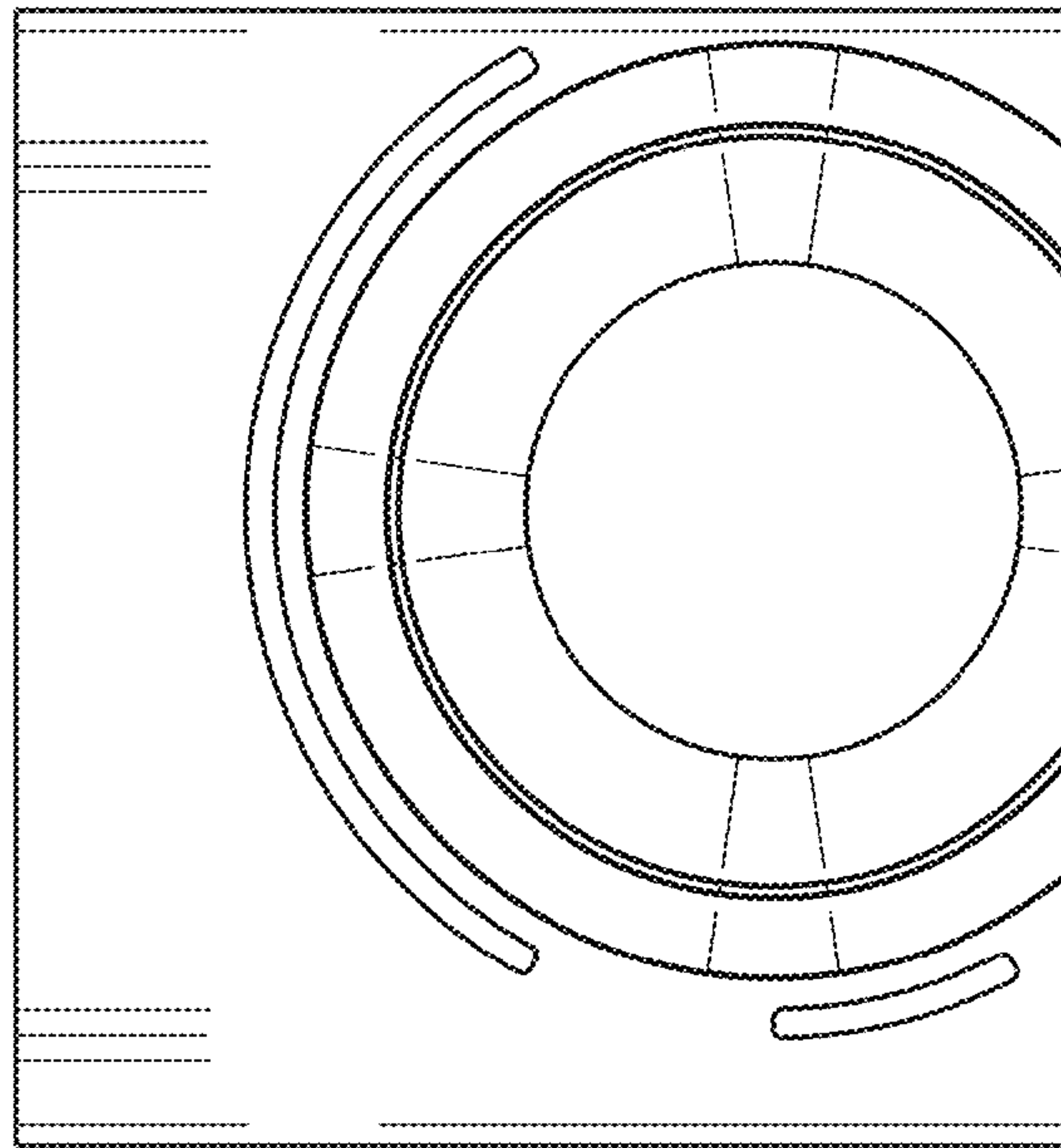


FIG. 3

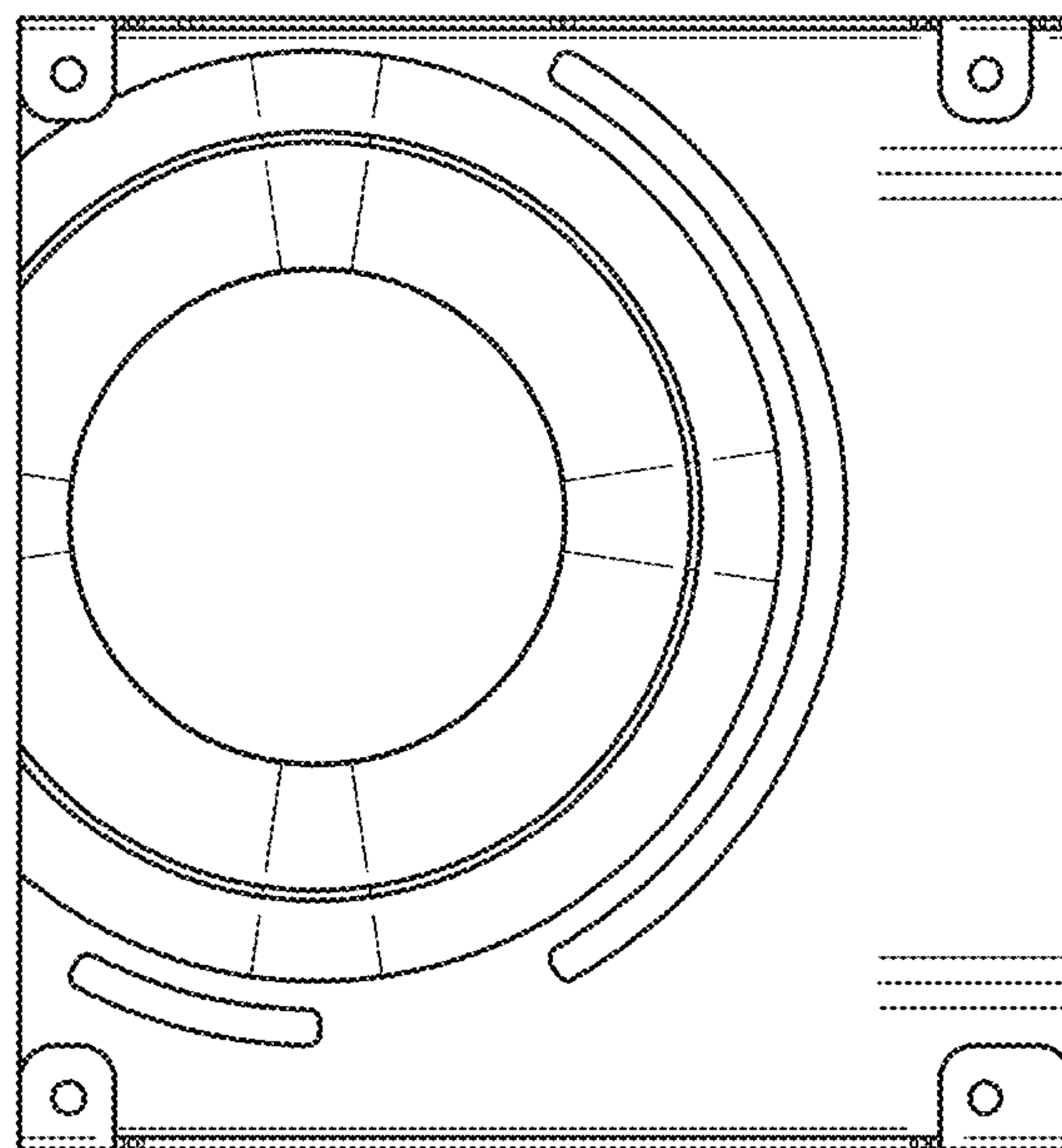


FIG. 4



FIG. 5




FIG. 6

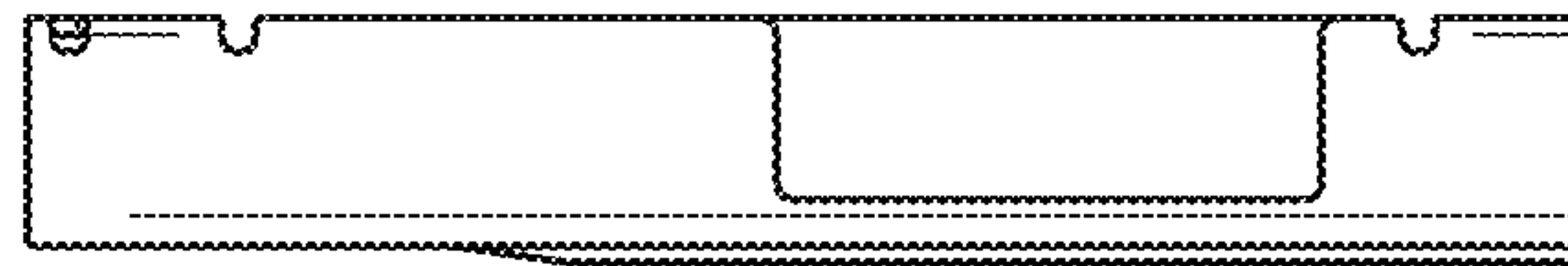


FIG. 7




FIG. 8