

US00D694236S

(12) **United States Design Patent**
Chung

(10) **Patent No.:** **US D694,236 S**

(45) **Date of Patent:** **** Nov. 26, 2013**

(54) **PEN FOR PORTABLE ELECTRONIC DEVICE**

(71) Applicant: **Samsung Electronics Co., Ltd.**,
Suwon-Si (KR)

(72) Inventor: **JaeWoong Chung**, Sunghnam-si (KR)

(73) Assignee: **Samsung Electronics Co., Ltd.**,
Gyeonggi-do (KR)

(**) Term: **14 Years**

(21) Appl. No.: **29/443,964**

(22) Filed: **Jan. 24, 2013**

(30) **Foreign Application Priority Data**

Aug. 28, 2012 (KR) 30-2012-0041295

(51) **LOC (9) Cl.** **14-02**

(52) **U.S. Cl.**
USPC **D14/411**

(58) **Field of Classification Search**

USPC D8/61; D14/411; D19/35, 36, 41-51,
D19/54-58; 401/55, 99, 100, 104-107, 196,
401/197, 202, 208, 209, 213, 192, 195,
401/243; 708/107; 345/179, 173;
178/19.01; 700/94

See application file for complete search history.

(56) **References Cited**

U.S. PATENT DOCUMENTS

D417,206 S * 11/1999 Hirota D14/411
D617,327 S * 6/2010 Crisp D14/411
D623,650 S * 9/2010 Ishibashi et al. D14/411

D630,220 S * 1/2011 Zenri et al. D14/411
D633,500 S * 3/2011 Bouniol D14/411
D634,747 S * 3/2011 Wong et al. D14/411
D663,301 S * 7/2012 Lien D14/411
D669,897 S * 10/2012 Nakata D14/411
D670,289 S * 11/2012 Bae et al. D14/411
D670,700 S * 11/2012 Halsinger et al. D14/411
D682,833 S * 5/2013 Paschke et al. D14/411

* cited by examiner

Primary Examiner — Austin Murphy

(74) *Attorney, Agent, or Firm* — Harness, Dickey & Pierce,
P.L.C.

(57) **CLAIM**

I claim the ornamental design for a pen for portable electronic device, as shown.

DESCRIPTION

FIG. 1 is a top and right perspective view of a pen for portable electronic device showing our new design;
FIG. 2 is a front view thereof;
FIG. 3 is a rear view thereof;
FIG. 4 is a left side view thereof;
FIG. 5 is a right side view thereof;
FIG. 6 is a top view thereof; and,
FIG. 7 is a bottom view thereof.

The broken lines shown in the drawings represent portions of the pen for portable electronic device that form no part of the claimed design. The dash-dot-dash lines represent the boundaries of the claimed design.

1 Claim, 6 Drawing Sheets




FIG. 1




FIG. 2



FIG. 3




FIG. 4




FIG. 5




FIG. 6



FIG. 7

