



US00D694217S

(12) **United States Design Patent**
Hwang

(10) **Patent No.:** **US D694,217 S**
(45) **Date of Patent:** **** Nov. 26, 2013**

(54) **SET OF HEADPHONES**

(71) Applicant: **Feel's Electronics Co., Ltd.**,
Gyeonggi-do (KR)

(72) Inventor: **Soon Ahn Hwang**, Gyeonggi-do (KR)

(73) Assignee: **Feel's Electronics Co., Ltd.**, Uiwang-si,
Gyeonggi-do (KR)

(**) Term: **14 Years**

(21) Appl. No.: **29/438,649**

(22) Filed: **Nov. 30, 2012**

(30) **Foreign Application Priority Data**

Jul. 18, 2012 (KR) 30-2012-0034743

(51) **LOC (9) Cl.** **14-01**

(52) **U.S. Cl.**
USPC **D14/205**

(58) **Field of Classification Search**
USPC D14/205, 206, 188, 192; D29/112;
2/209; 181/129, 130, 135; 379/430,
379/431; 381/380, 381, 383; 455/90.3,
455/575.1

See application file for complete search history.

(56) **References Cited**

U.S. PATENT DOCUMENTS

D328,461 S * 8/1992 Daido et al. D14/205
D333,137 S * 2/1993 Burke D14/206
D353,817 S * 12/1994 Wada D14/205
D386,181 S * 11/1997 Fisher D14/205

D394,062 S * 5/1998 Chun D14/192
7,172,052 B2 * 2/2007 Lenhard-Backhaus 181/129
D541,255 S * 4/2007 Taylor et al. D14/205
7,388,960 B2 * 6/2008 Kuo et al. 381/186
D573,581 S * 7/2008 Gondo et al. D14/205
D639,776 S * 6/2011 Arimoto D14/205
D662,080 S * 6/2012 Carr et al. D14/205
D673,518 S * 1/2013 Tan D14/205
D677,647 S * 3/2013 Lee et al. D14/205
D684,138 S * 6/2013 Groset et al. D14/205
D684,559 S * 6/2013 Groset et al. D14/205
D685,759 S * 7/2013 Kelly et al. D14/205

* cited by examiner

Primary Examiner — Paula Greene

(74) *Attorney, Agent, or Firm* — Stites & Harbison PLLC;
Juan Carlos A. Marquez, Esq.

(57) **CLAIM**

The ornamental design for a set of headphones, as shown and described.

DESCRIPTION

FIG. 1 is a front, top, and right-side perspective view of a set of headphones showing the new design;
FIG. 2 is a front elevation view of FIG. 1;
FIG. 3 is a rear elevation view of FIG. 1;
FIG. 4 is a left-side elevation view of FIG. 1;
FIG. 5 is a right-side elevation view of FIG. 1;
FIG. 6 is a top plan view of FIG. 1;
FIG. 7 is a bottom plan view of FIG. 1;
FIG. 8 is a rear, top, and left-side perspective view of FIG. 1; and,
FIG. 9 is a front, top, and right-side perspective view of FIG. 1 with the headphones turned upward.

1 Claim, 9 Drawing Sheets



FIG. 1



FIG. 2



FIG. 3



FIG. 4

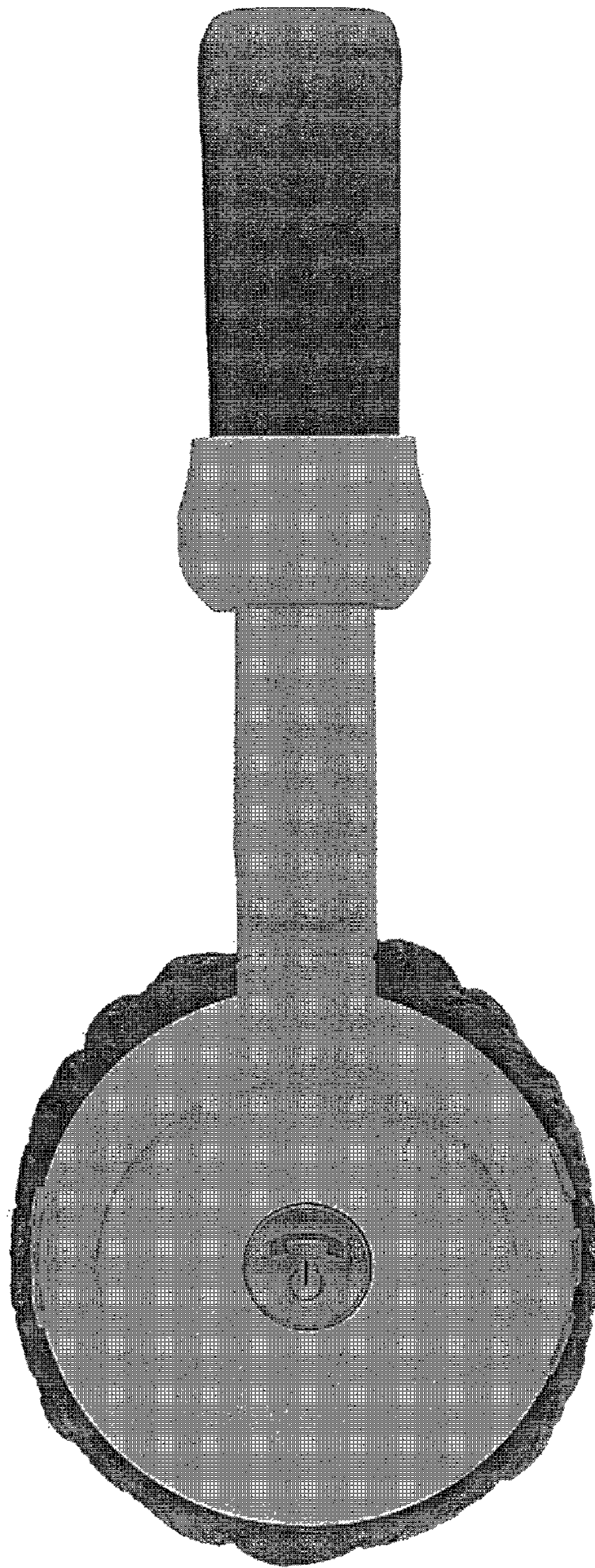


FIG. 5




FIG. 6




FIG. 7




FIG. 8



FIG. 9

