

US00D694207S

(12) **United States Design Patent**  
**Chang**

(10) **Patent No.:** **US D694,207 S**

(45) **Date of Patent:** **\*\* Nov. 26, 2013**

- (54) **MONITOR**
- (75) Inventor: **Chia-Hui Chang**, New Taipei (TW)
- (73) Assignee: **AmTRAN Technology Co., Ltd.**,  
Jhonghe District, New Taipei (TW)
- (\*\*) Term: **14 Years**
- (21) Appl. No.: **29/429,289**
- (22) Filed: **Aug. 8, 2012**
- (51) **LOC (9) Cl.** ..... **14-03**
- (52) **U.S. Cl.**  
USPC ..... **D14/126**
- (58) **Field of Classification Search**  
USPC ..... D14/125-134, 239, 371, 136, 374-377,  
D14/440, 450, 448, 336, 342, 159; 312/7.2;  
348/836, 838, 180, 184, 325, 739;  
341/12; 248/917-924, 465; 345/104,  
345/133, 156, 168, 87, 173; 720/605, 669,  
720/600, 655; 369/99, 197; D21/329, 515,  
D21/577, 622, 333, 433, 448, 452, 450,  
D21/331; D6/477, 479, 300; 273/148 B;  
446/484, 175, 356; D10/15, 26  
See application file for complete search history.

- D606,954 S \* 12/2009 Yamaguchi ..... D14/128
- D619,979 S \* 7/2010 Lee et al. .... D14/126
- D623,618 S \* 9/2010 Yoshida ..... D14/126
- D637,167 S \* 5/2011 Tsai et al. .... D14/126
- D656,472 S \* 3/2012 Iida et al. .... D14/126
- D657,792 S \* 4/2012 Lee et al. .... D14/374
- D670,667 S \* 11/2012 Wang et al. .... D14/126
- D679,671 S \* 4/2013 Fujii et al. .... D14/126
- D680,509 S \* 4/2013 Hwangbo et al. .... D14/126

\* cited by examiner

*Primary Examiner* — Raphael Barkai

(74) *Attorney, Agent, or Firm* — Winston Hsu; Scott Margo


(57) **CLAIM**  
The ornamental design for a monitor, as shown and described.

**DESCRIPTION**

FIG. 1 is a perspective view of a monitor;  
FIG. 2 is another perspective view thereof from a different  
view point;  
FIG. 3 is a front view thereof;  
FIG. 4 is a rear view thereof;  
FIG. 5 is a left side elevational view thereof;  
FIG. 6 is a right side elevational view thereof;  
FIG. 7 is a top plan view thereof; and,  
FIG. 8 is a bottom plan view thereof.

**1 Claim, 8 Drawing Sheets**

- (56) **References Cited**  
U.S. PATENT DOCUMENTS  
D495,708 S \* 9/2004 Yang ..... D14/375  
D539,241 S \* 3/2007 Peng ..... D14/126






FIG. 1

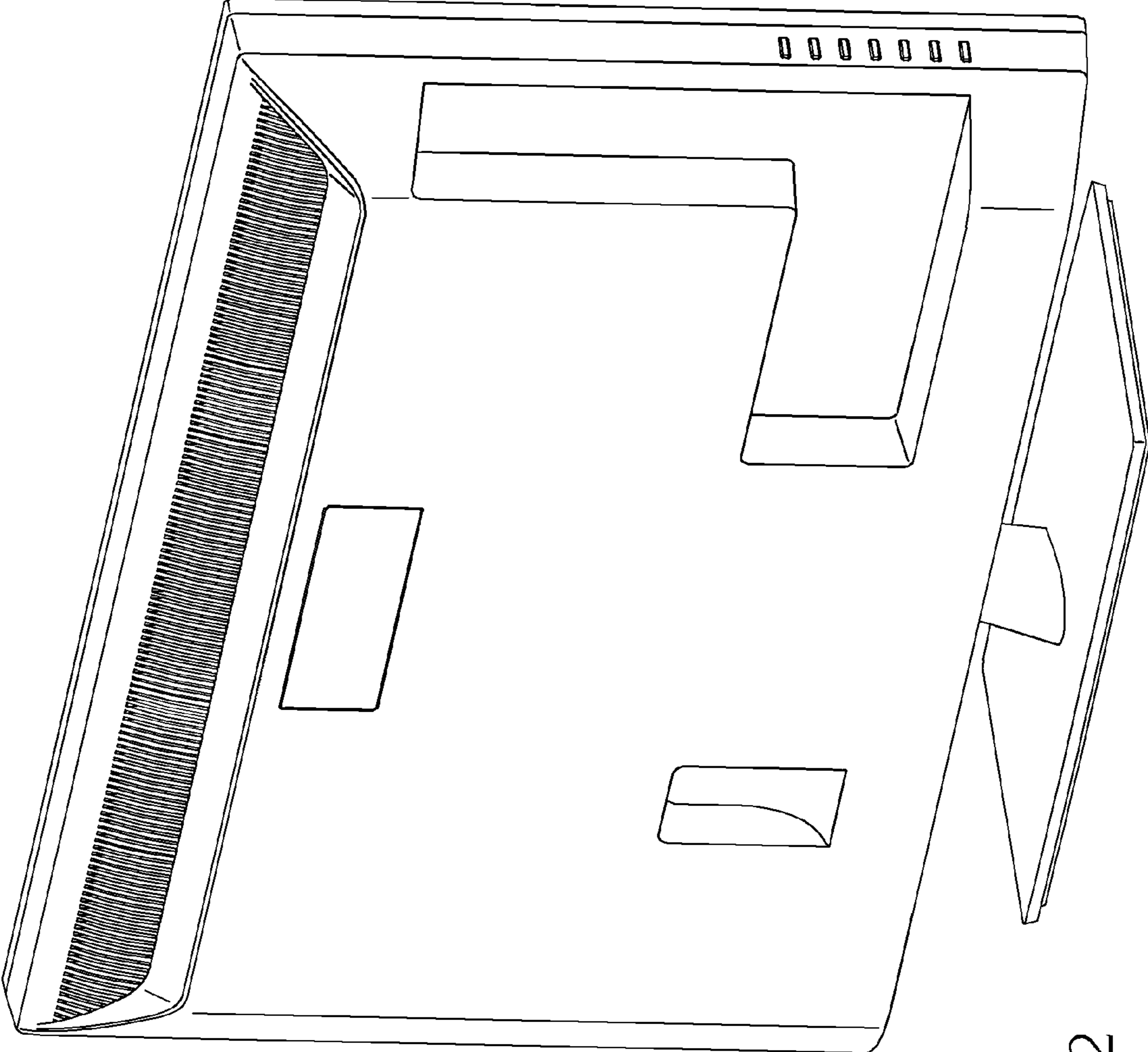


FIG. 2




FIG. 3

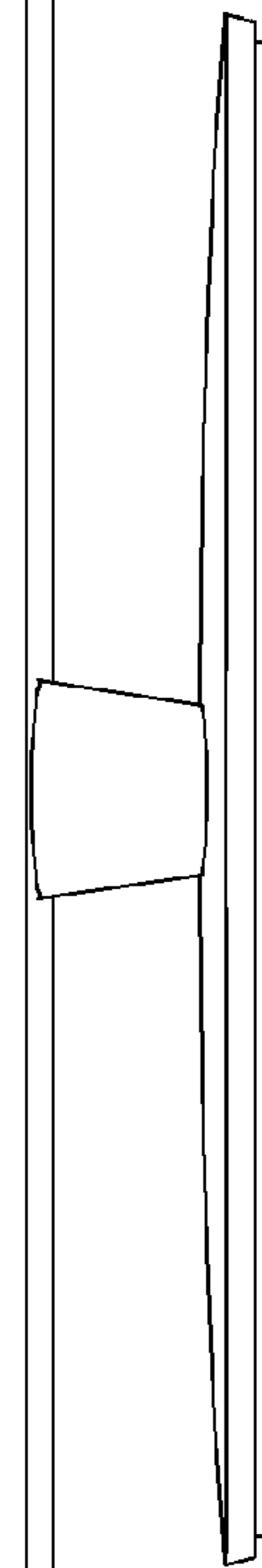
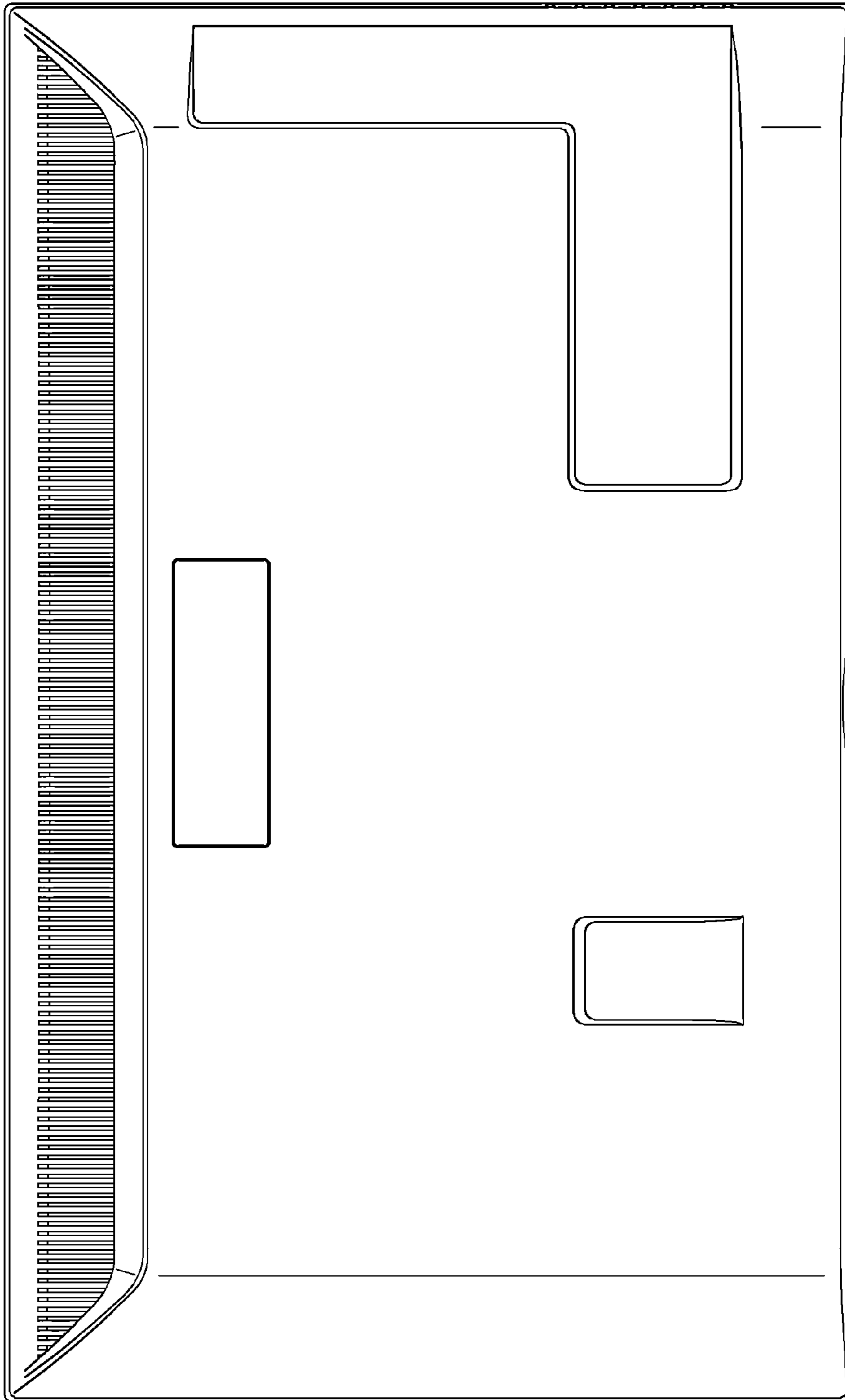


FIG. 4

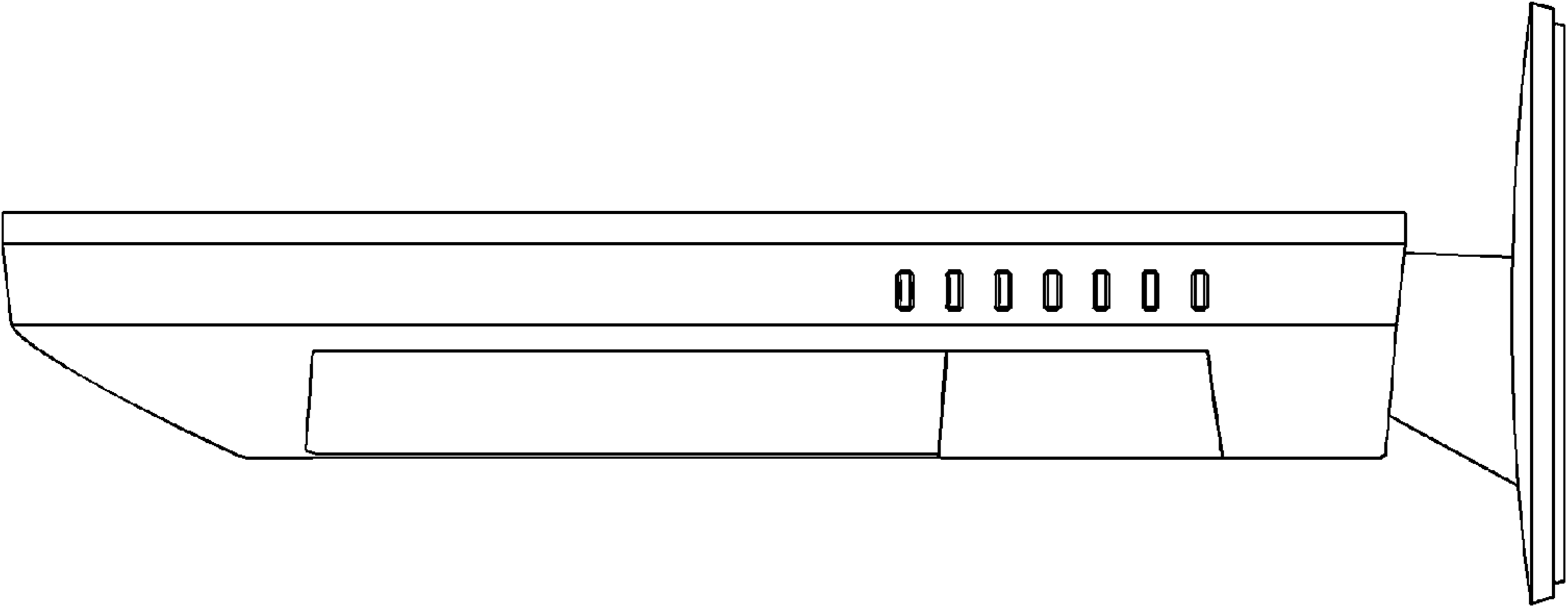


FIG. 5




FIG. 6

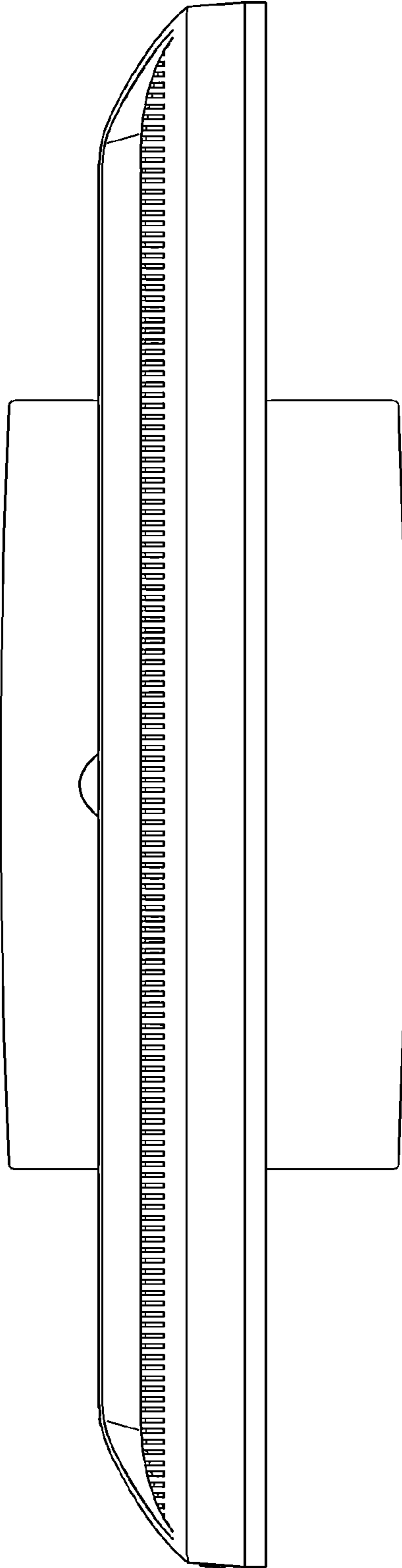


FIG. 7



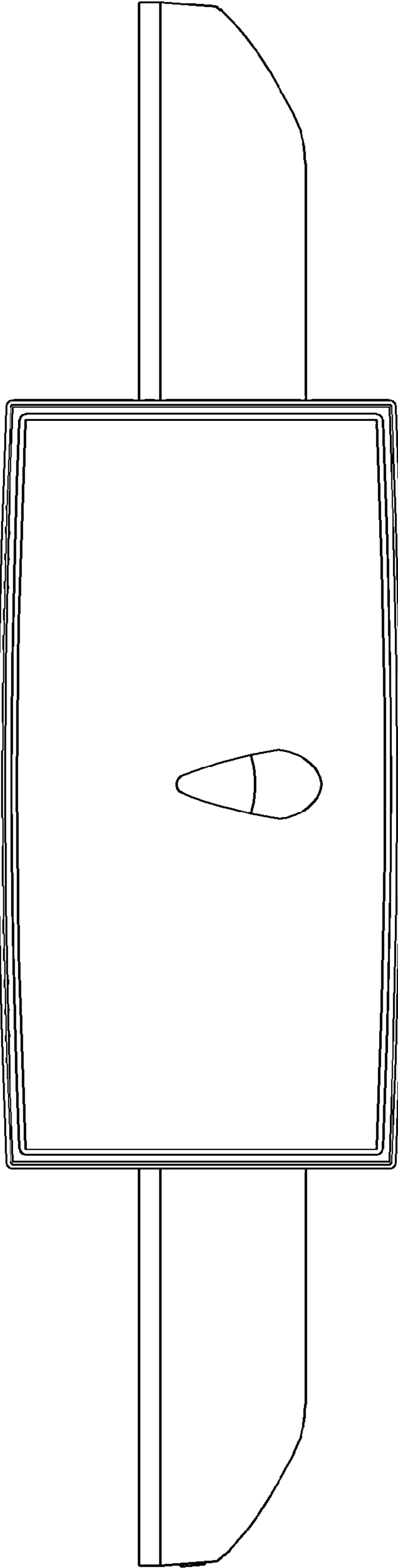


FIG. 8