

US00D694205S

(12) **United States Design Patent**
Lim et al.

(10) **Patent No.:** **US D694,205 S**
(45) **Date of Patent:** **** Nov. 26, 2013**

(54) **SET-TOP BOX**

(71) Applicant: **KT Corporation**, Seongnam (KR)
(72) Inventors: **Jae-Hee Lim**, Seoul (KR); **Ki-Hwan Kyoung**, Seoul (KR); **Seh-Young Koh**, Seoul (KR); **Chi-Won Song**, Seoul (KR)
(73) Assignee: **KT Corporation**, Seongnam (KR)
(**) Term: **14 Years**

(21) Appl. No.: **29/437,840**

(22) Filed: **Nov. 21, 2012**

(30) **Foreign Application Priority Data**

May 22, 2012 (KR) 30-2012-0025136

(51) **LOC (9) Cl.** **14-03**

(52) **U.S. Cl.**
USPC **D14/125**

(58) **Field of Classification Search**
USPC D14/125, 357-358, 496, 188, 242, 432;
D13/184; 348/10, 460, 706, 731;
340/825.03; 455/6.1, 6.2; 312/223.1,
312/7.2

See application file for complete search history.

(56) **References Cited**

U.S. PATENT DOCUMENTS

| | | | |
|--------------|---------|------------------------|---------|
| D585,395 S * | 1/2009 | Cho et al. | D14/125 |
| D592,619 S * | 5/2009 | Woo et al. | D14/125 |
| D626,099 S * | 10/2010 | Huang | D14/125 |
| D628,573 S * | 12/2010 | Wang | D14/356 |
| D629,370 S * | 12/2010 | Sheppard et al. | D14/125 |
| D638,426 S * | 5/2011 | Ikeda et al. | D14/358 |
| D639,254 S * | 6/2011 | Giovannoni et al. | D14/125 |
| D640,213 S * | 6/2011 | Luo | D14/125 |
| D640,646 S * | 6/2011 | Wu et al. | D14/125 |
| D640,692 S * | 6/2011 | Waisman-Diamond | D14/358 |
| D641,365 S * | 7/2011 | Lee et al. | D14/368 |
| D641,722 S * | 7/2011 | Luo | D14/125 |
| D642,173 S * | 7/2011 | Lee et al. | D14/365 |

* cited by examiner

Primary Examiner — Randall Gholson
(74) *Attorney, Agent, or Firm* — Sughrue Mion, PLLC

(57) **CLAIM**

The ornamental design for a set-top box, as shown and described.

DESCRIPTION

FIG. 1 is a front perspective view of the set-top box;
FIG. 2 is a front view of thereof;
FIG. 3 is a rear view thereof;
FIG. 4 is a left side view thereof;
FIG. 5 is a right side view thereof;
FIG. 6 is a top view thereof; and,
FIG. 7 is a bottom view thereof.
The broken lines in FIG. 7 show environment only and form no part of the claimed design.

1 Claim, 3 Drawing Sheets

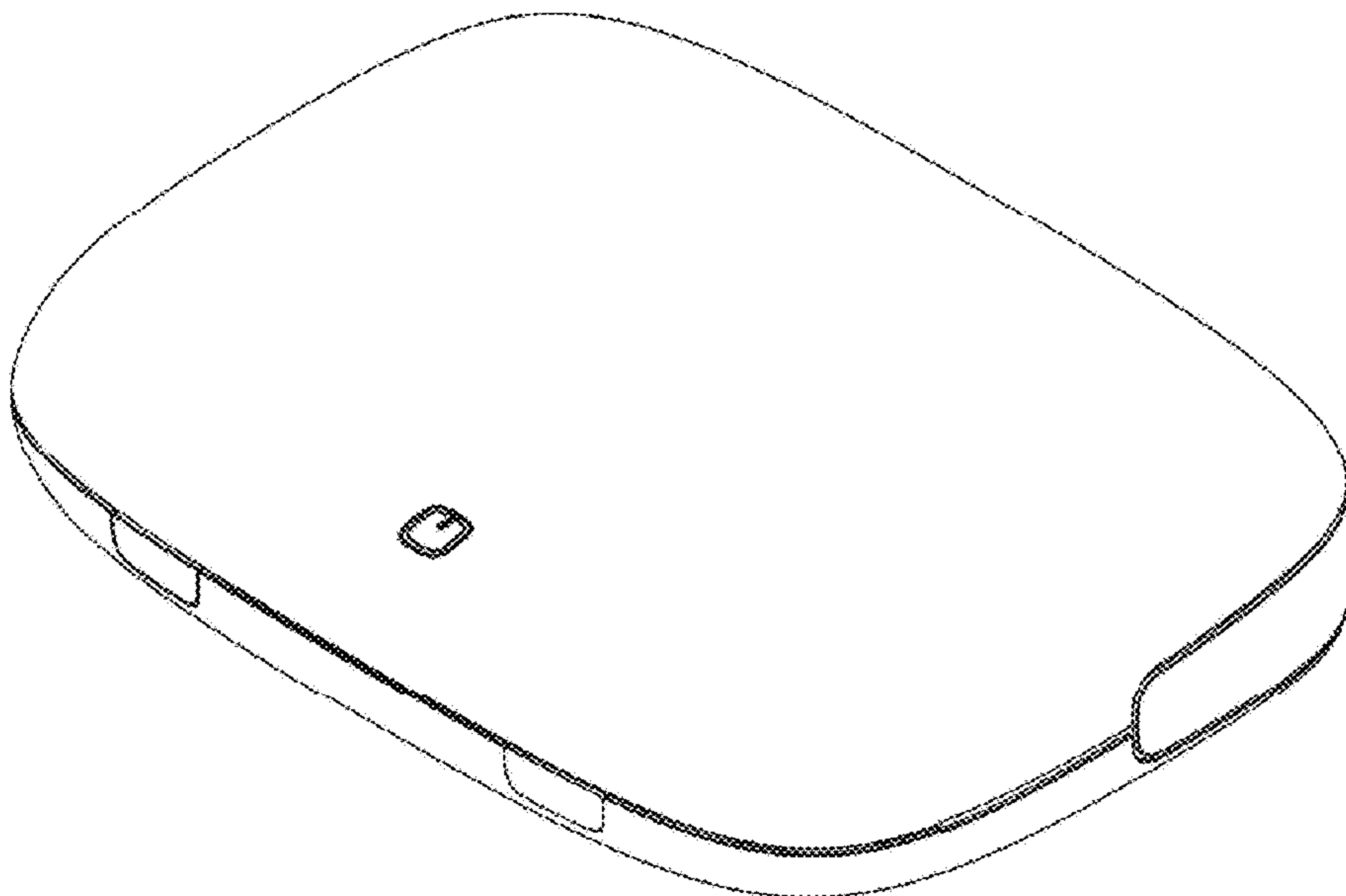


FIG. 1

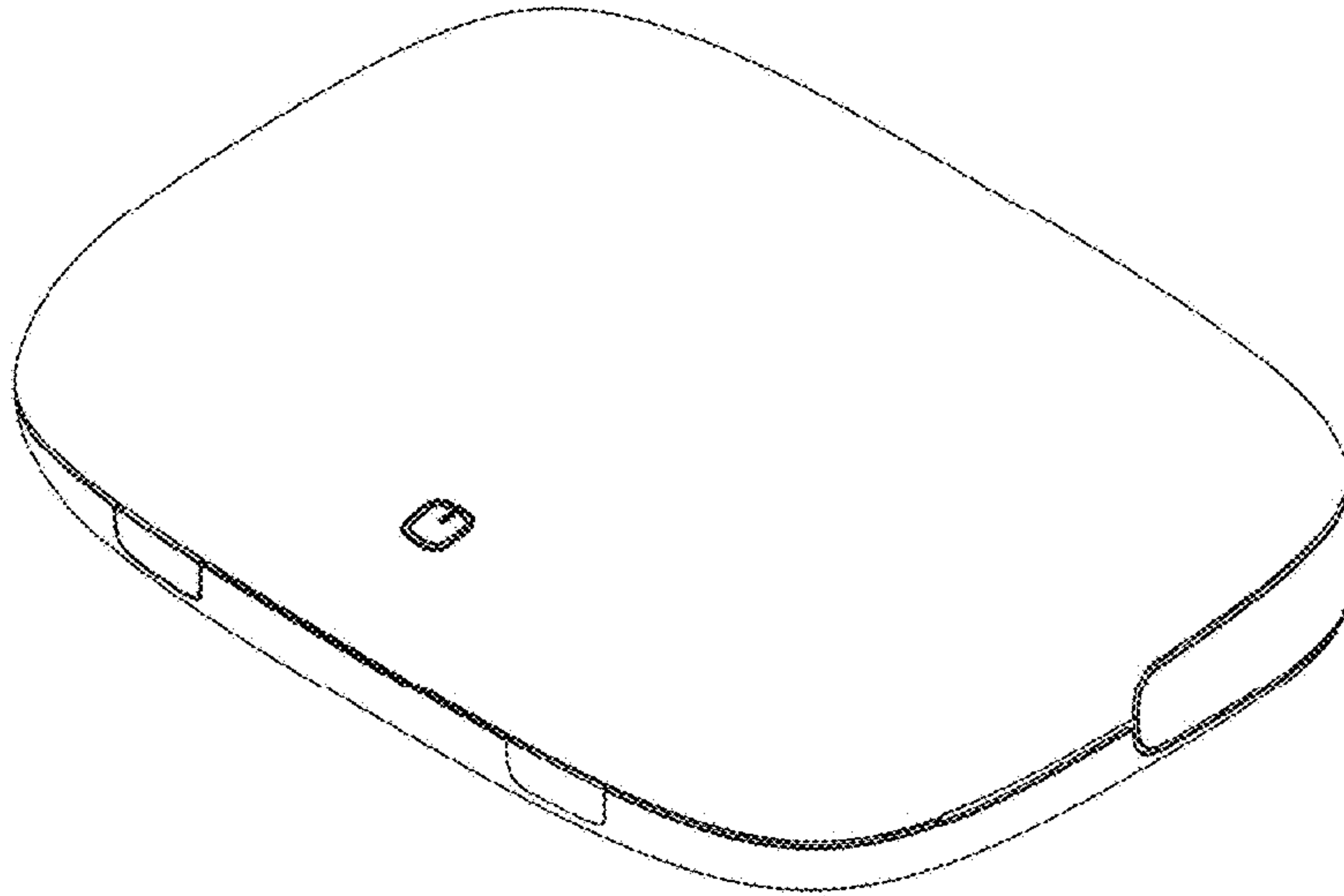


FIG. 2

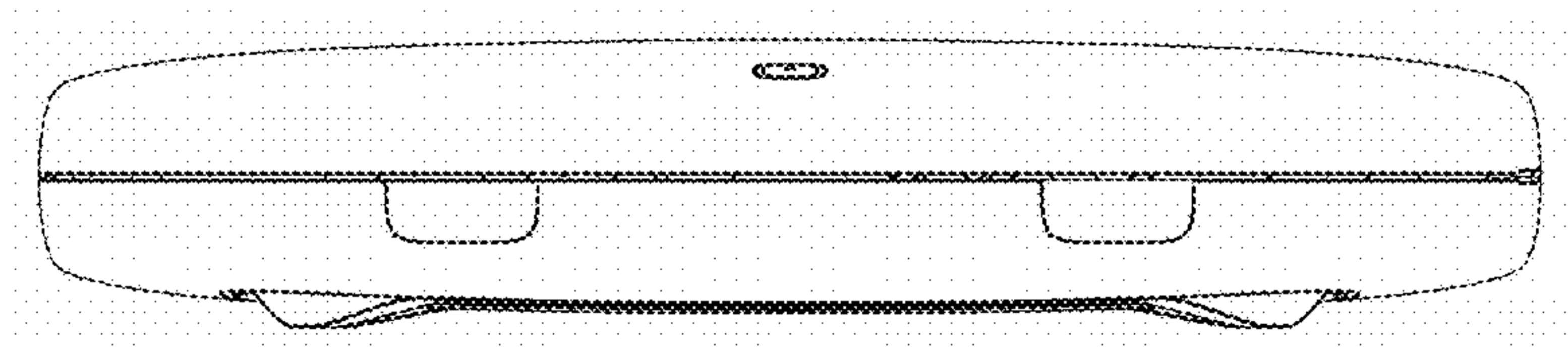


FIG. 3

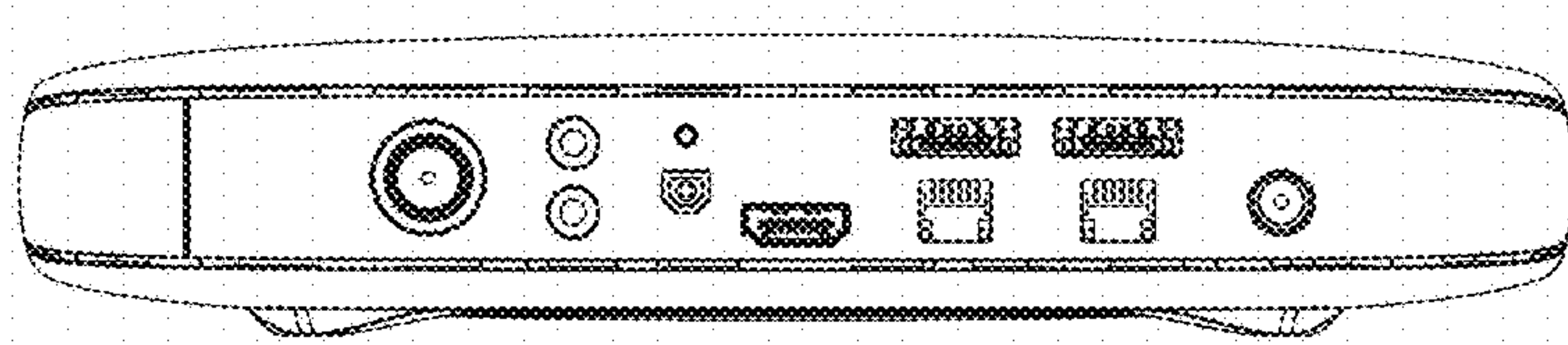


FIG. 4

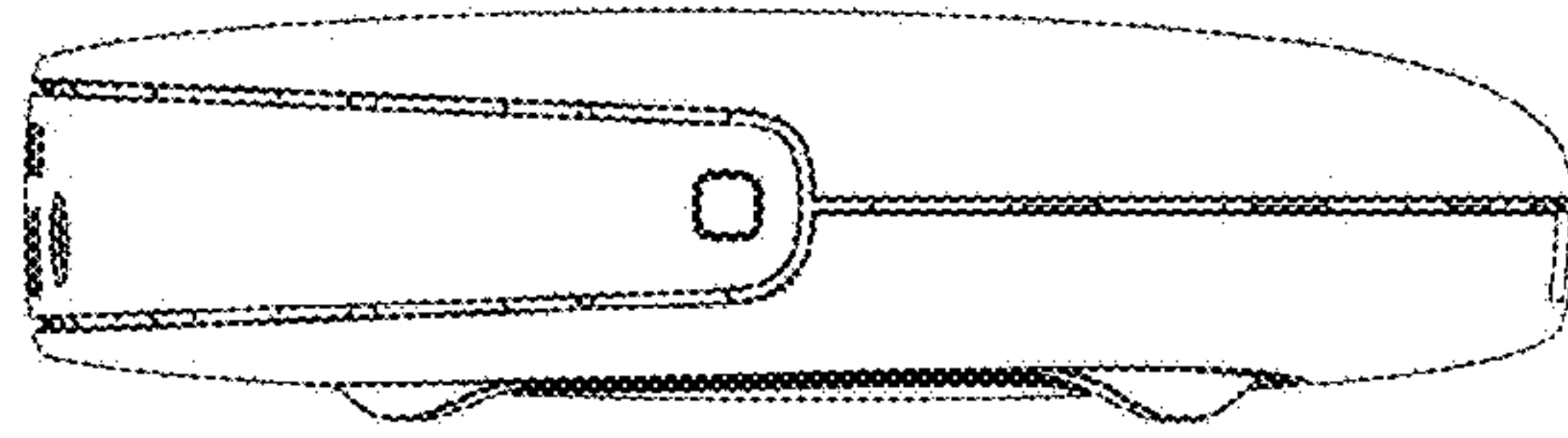


FIG. 5

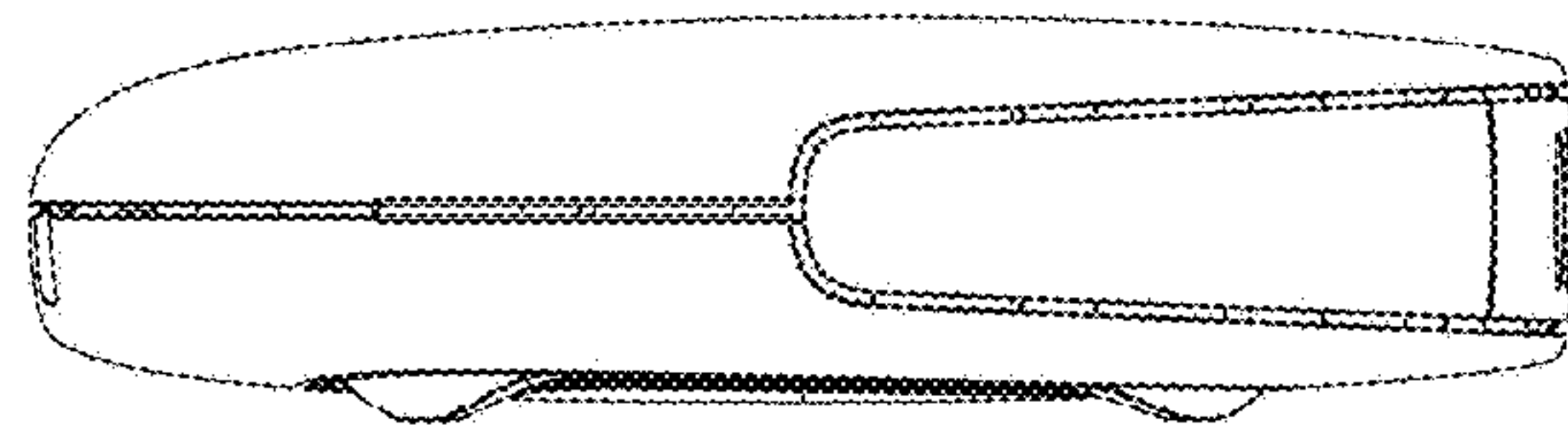
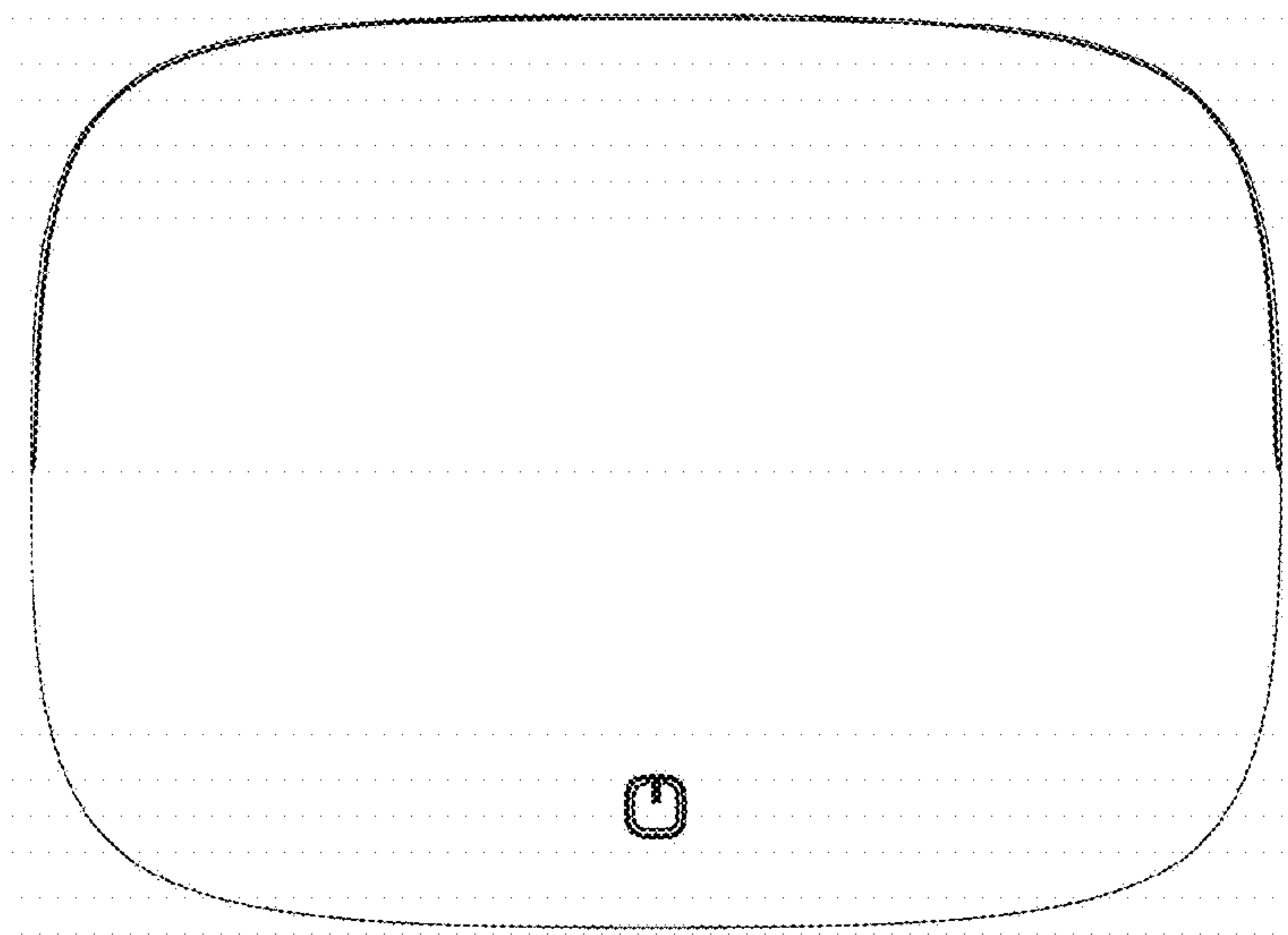


FIG. 6



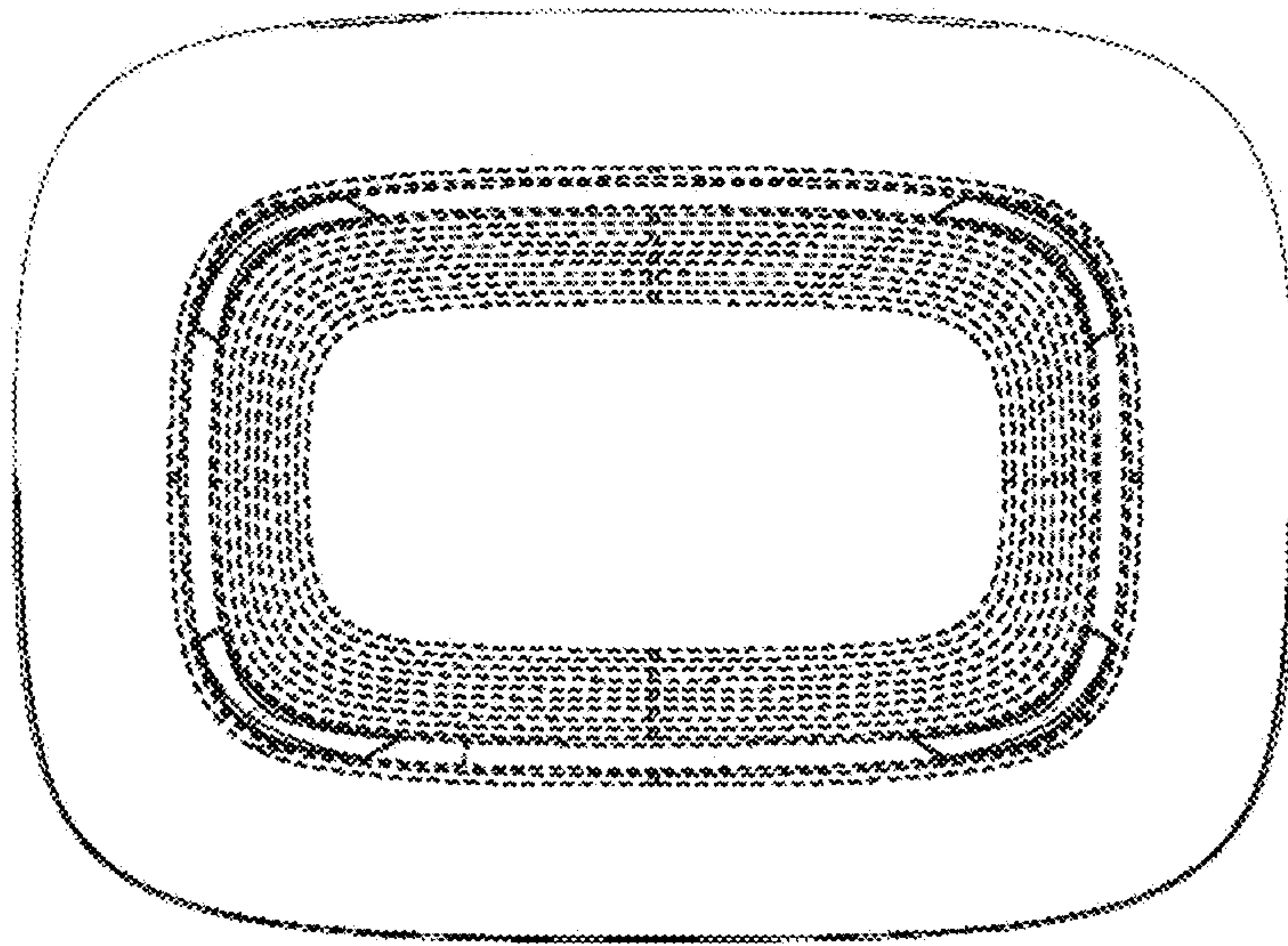


FIG. 7