



US00D694202S

(12) **United States Design Patent**
Lin et al.

(10) **Patent No.:** **US D694,202 S**

(45) **Date of Patent:** **** Nov. 26, 2013**

(54) **COMPOSITE LEAD FRAME FOR LED**

(71) Applicants: **Shih-Chieh Lin**, New Taipei (TW);
Shao-Cheng Tseng, New Taipei (TW)

(72) Inventors: **Shih-Chieh Lin**, New Taipei (TW);
Shao-Cheng Tseng, New Taipei (TW)

(73) Assignee: **I-Chiun Precision Industry Co., Ltd.**,
New Taipei (TW)

(**) Term: **14 Years**

(21) Appl. No.: **29/434,653**

(22) Filed: **Oct. 15, 2012**

(51) **LOC (9) Cl.** **13-03**

(52) **U.S. Cl.**
USPC **D13/180**

(58) **Field of Classification Search**
USPC D13/180; D26/1; 257/79, 80, 81, 88,
257/89, 95, 98, 99, 100, E33.058; 313/483,
313/498, 500; 362/800
See application file for complete search history.

(56) **References Cited**

U.S. PATENT DOCUMENTS

5,162,696	A *	11/1992	Goodrich	313/511
7,192,163	B2 *	3/2007	Park	362/294
7,635,205	B2 *	12/2009	Yu et al.	362/294
7,674,011	B2 *	3/2010	Zhou et al.	362/249.02
7,677,768	B2 *	3/2010	Huang et al.	362/294
7,690,809	B2 *	4/2010	Tsai et al.	362/147
7,830,356	B2 *	11/2010	Lee et al.	345/102
8,009,247	B2 *	8/2011	Oku et al.	349/69
8,052,300	B2 *	11/2011	Zhang et al.	362/249.02
8,227,815	B2 *	7/2012	Park	257/89
8,403,543	B2 *	3/2013	Kim et al.	362/373
8,414,160	B2 *	4/2013	Sun et al.	362/294

8,414,161	B2 *	4/2013	Holder et al.	362/311.06
2007/0285922	A1 *	12/2007	Chen	362/240
2009/0323342	A1 *	12/2009	Liu	362/249.02
2011/0069493	A1 *	3/2011	Huang	362/294
2013/0088876	A1 *	4/2013	Harbers et al.	362/294

* cited by examiner

Primary Examiner — Selina Sikder

(74) *Attorney, Agent, or Firm* — Chun-Ming Shih; HDLS
IPR Services

(57) **CLAIM**

The ornamental design for a composite lead frame for LED,
as shown and described.

DESCRIPTION

The file of this application contains drawings executed in
color. The color drawings are necessary because color is an
integral part of the claimed design.

Copies of this patent with color drawings will be provided by
the Office upon request and payment of the necessary fee.

FIG. 1 is a perspective view of a composite lead frame for
LED showing my new design;

FIG. 2 is a front elevational view thereof;

FIG. 3 is a rear elevational view thereof;

FIG. 4 is a left side elevational view thereof;

FIG. 5 is a right side elevational view thereof;

FIG. 6 is a top view thereof;


FIG. 7 is a bottom view thereof; and,

FIG. 8 is another perspective view showing the composite
lead frame for LED.

The lead frame is made of composite material of silver in the
color silver and copper in the color copper.

The broken lines showing a carrier for LED in color white are
for illustrative purpose only and form no part of the claimed
design.

1 Claim, 6 Drawing Sheets
(4 of 6 Drawing Sheet(s) Filed in Color)



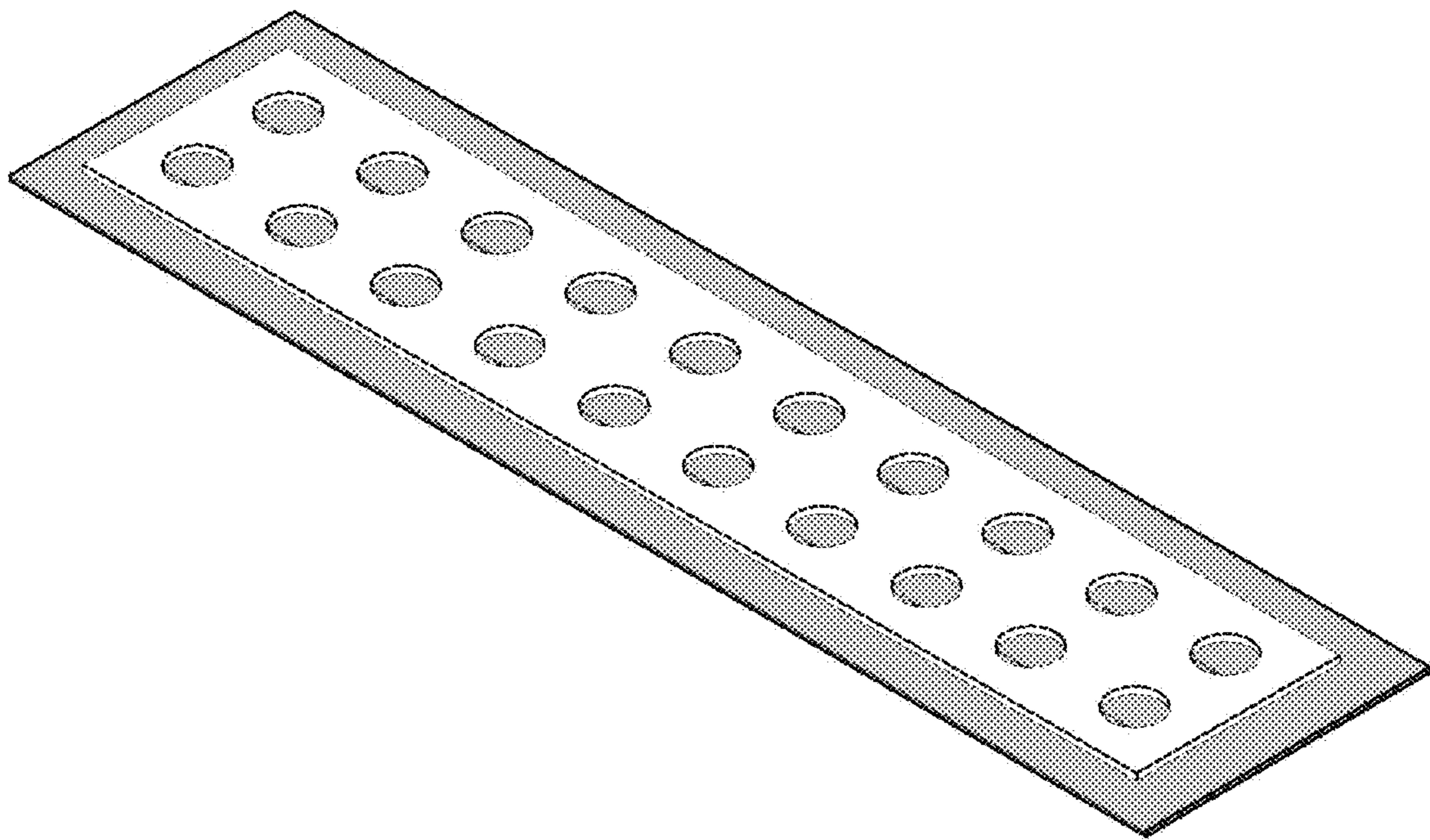


FIG.1

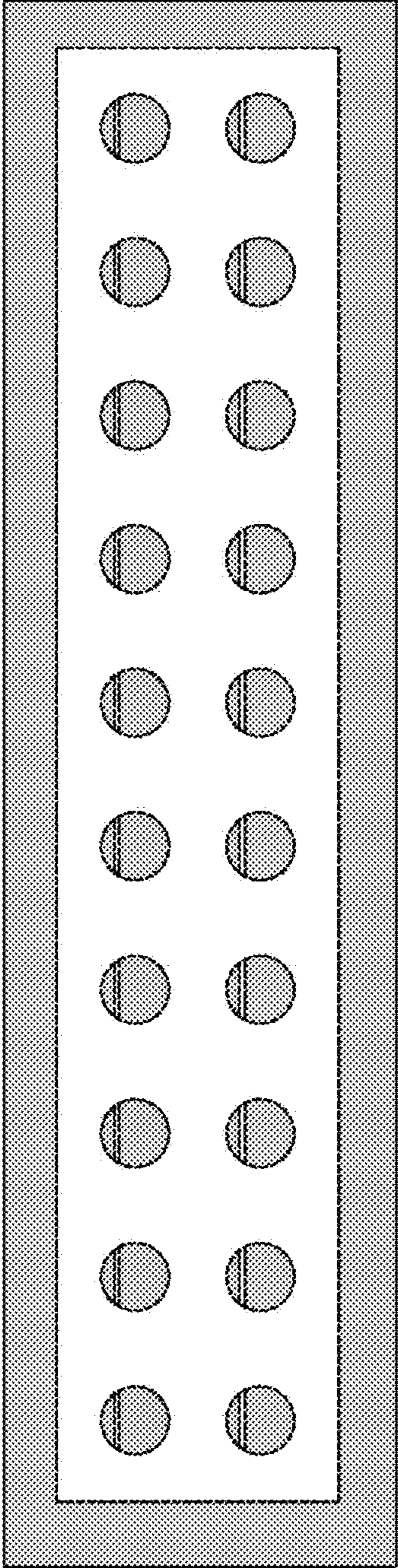


FIG.2




FIG.3



FIG.4



FIG.5




FIG. 6




FIG. 7




FIG.8