

US00D694188S

(12) **United States Design Patent**  
**Ferguson et al.**

(10) **Patent No.:** **US D694,188 S**

(45) **Date of Patent:** **\*\* Nov. 26, 2013**

(54) **VEHICLE CHARGE CONNECTOR**

(75) Inventors: **Joshua Willard Ferguson**, Alameda, CA (US); **Christopher Hugo Van Dyke**, San Francisco, CA (US)

(73) Assignee: **Tesla Motors, Inc.**, Palo Alto, CA (US)

(\*\*) Term: **14 Years**

(21) Appl. No.: **29/427,078**

(22) Filed: **Jul. 13, 2012**

**Related U.S. Application Data**

(63) Continuation-in-part of application No. 13/490,164, filed on Jun. 6, 2012, which is a continuation of application No. 13/489,617, filed on Jun. 6, 2012.

(51) **LOC (9) Cl.** ..... **13-03**

(52) **U.S. Cl.**  
USPC ..... **D13/133**

(58) **Field of Classification Search**  
USPC ..... D13/107-109, 118-119, 133, 146, 147, D13/154, 184, 199; D23/226; 320/104, 320/107-115, FOR. 104, FOR. 119, DIG. 35  
See application file for complete search history.

(56) **References Cited**

U.S. PATENT DOCUMENTS

D361,749	S	*	8/1995	Fukao et al.	.....	D13/146
D636,334	S	*	4/2011	Kato et al.	.....	D13/119
D666,152	S	*	8/2012	Riddle et al.	.....	D13/147
D667,378	S	*	9/2012	Yamamoto	.....	D13/146
D667,379	S	*	9/2012	Fukushima et al.	.....	D13/146
D669,033	S	*	10/2012	Senk et al.	.....	D13/146
D677,632	S	*	3/2013	Riddle et al.	.....	D13/146

\* cited by examiner

*Primary Examiner* — Thomas Johannes

(74) *Attorney, Agent, or Firm* — J. Richard Soderberg

(57) **CLAIM**

The ornamental design for a vehicle charge connector, as shown and described.

**DESCRIPTION**

FIG. 1 is a perspective view of a vehicle charge connector showing our new design;

FIG. 2 is a top elevational view thereof;

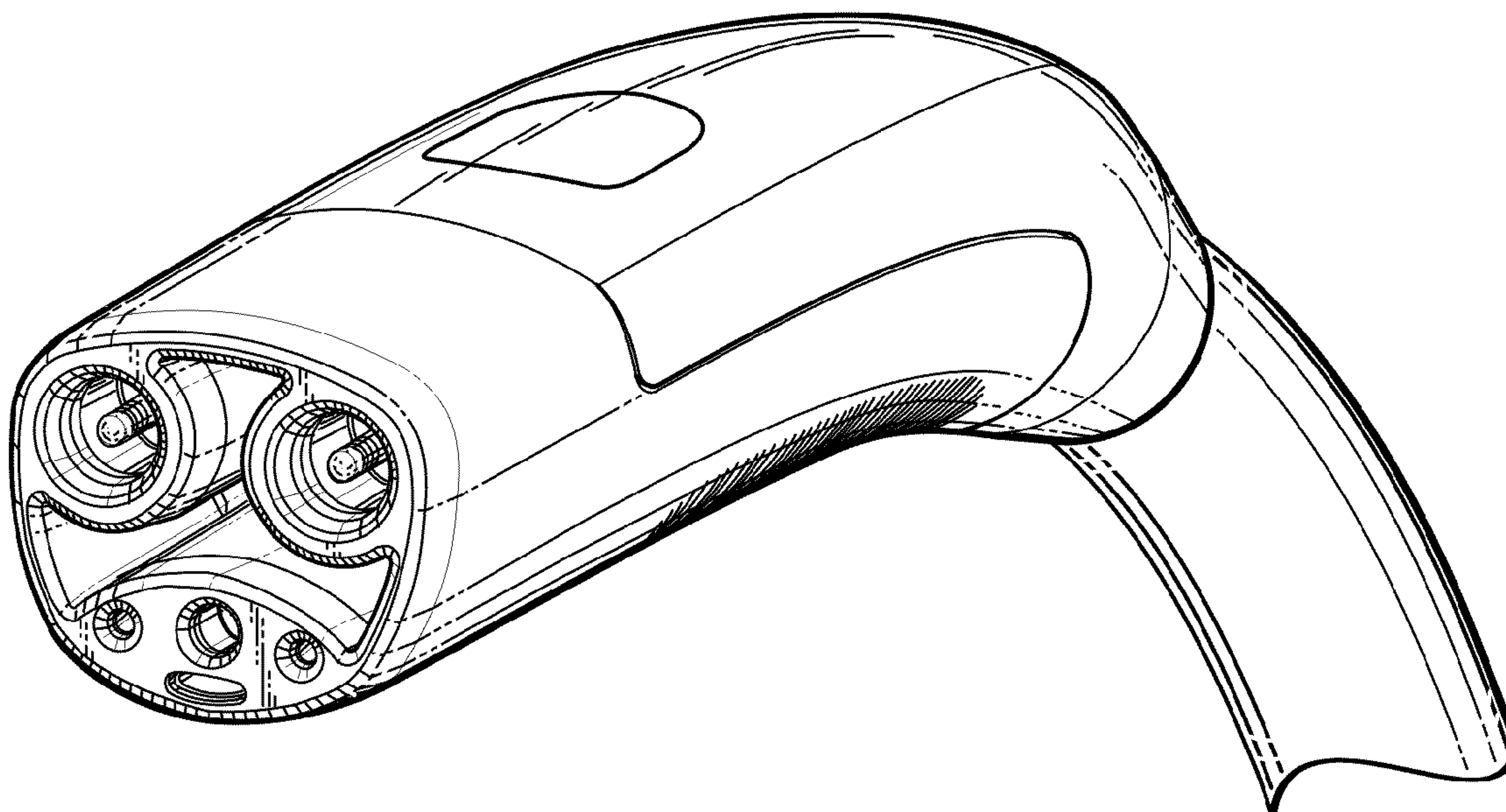
FIG. 3 is a side elevational view thereof;

FIG. 4 is a bottom elevational view thereof;

FIG. 5 is a front elevational view thereof; and,

FIG. 6 is a rear elevational view thereof.

**1 Claim, 4 Drawing Sheets**



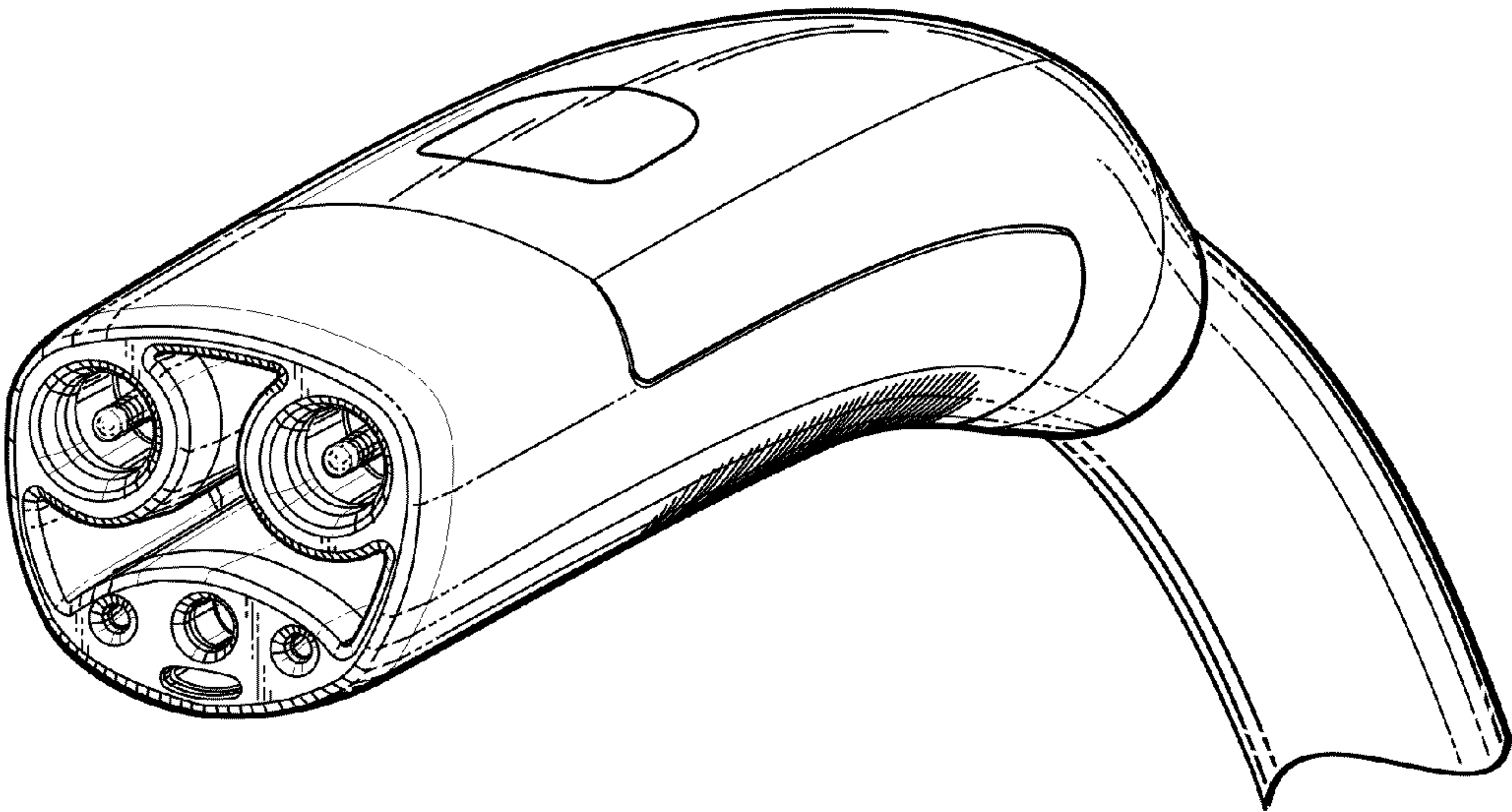


FIG. 1

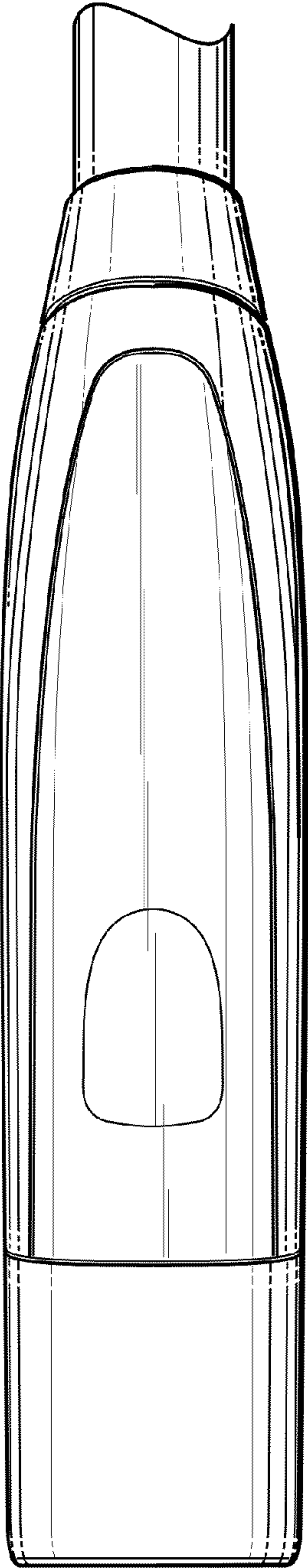


FIG. 2

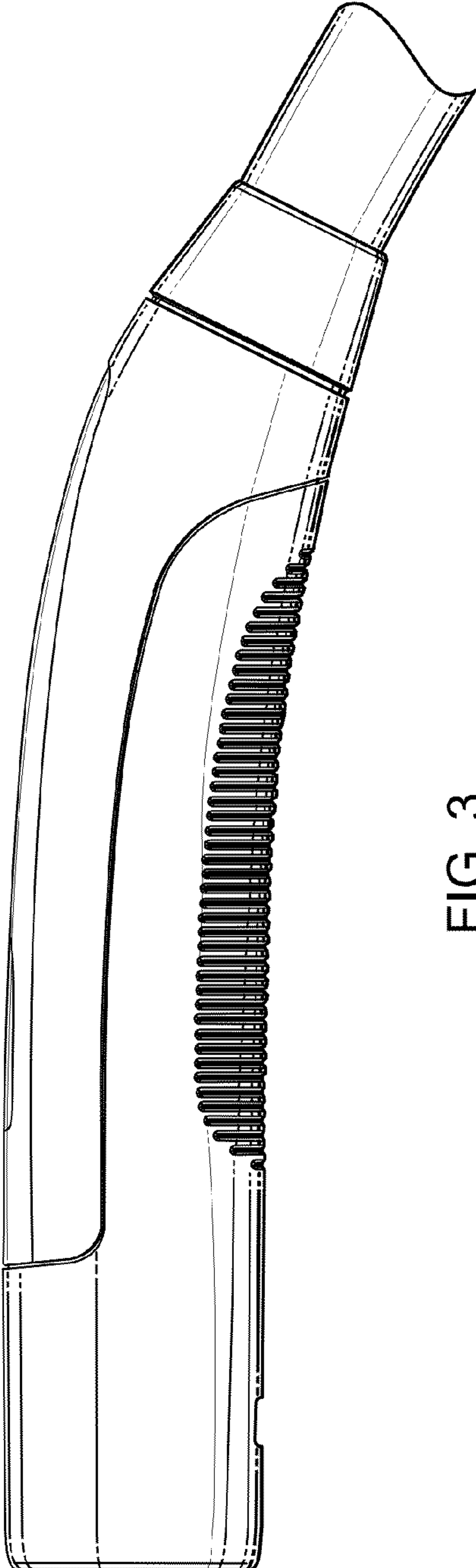


FIG. 3




FIG. 4



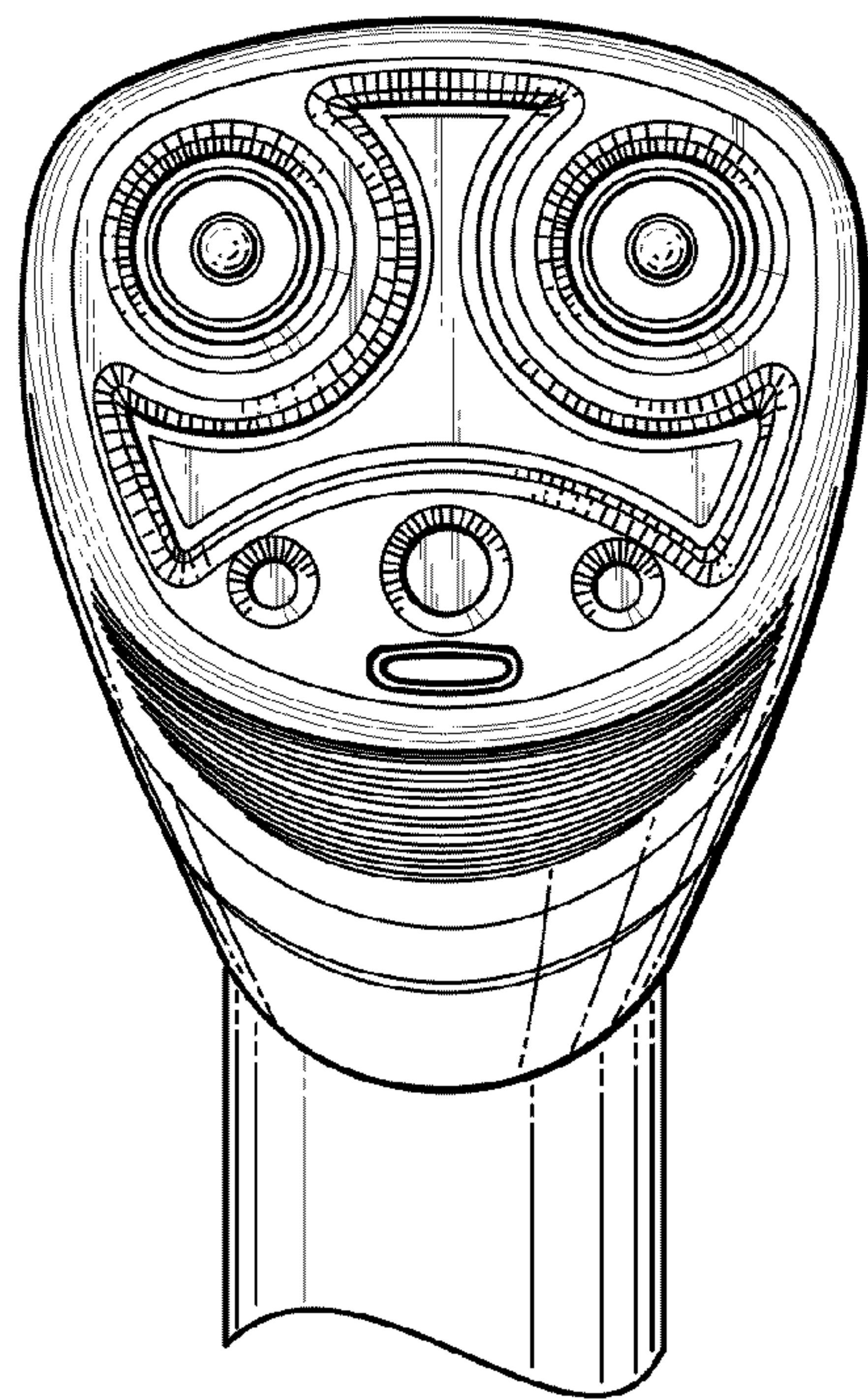


FIG. 5

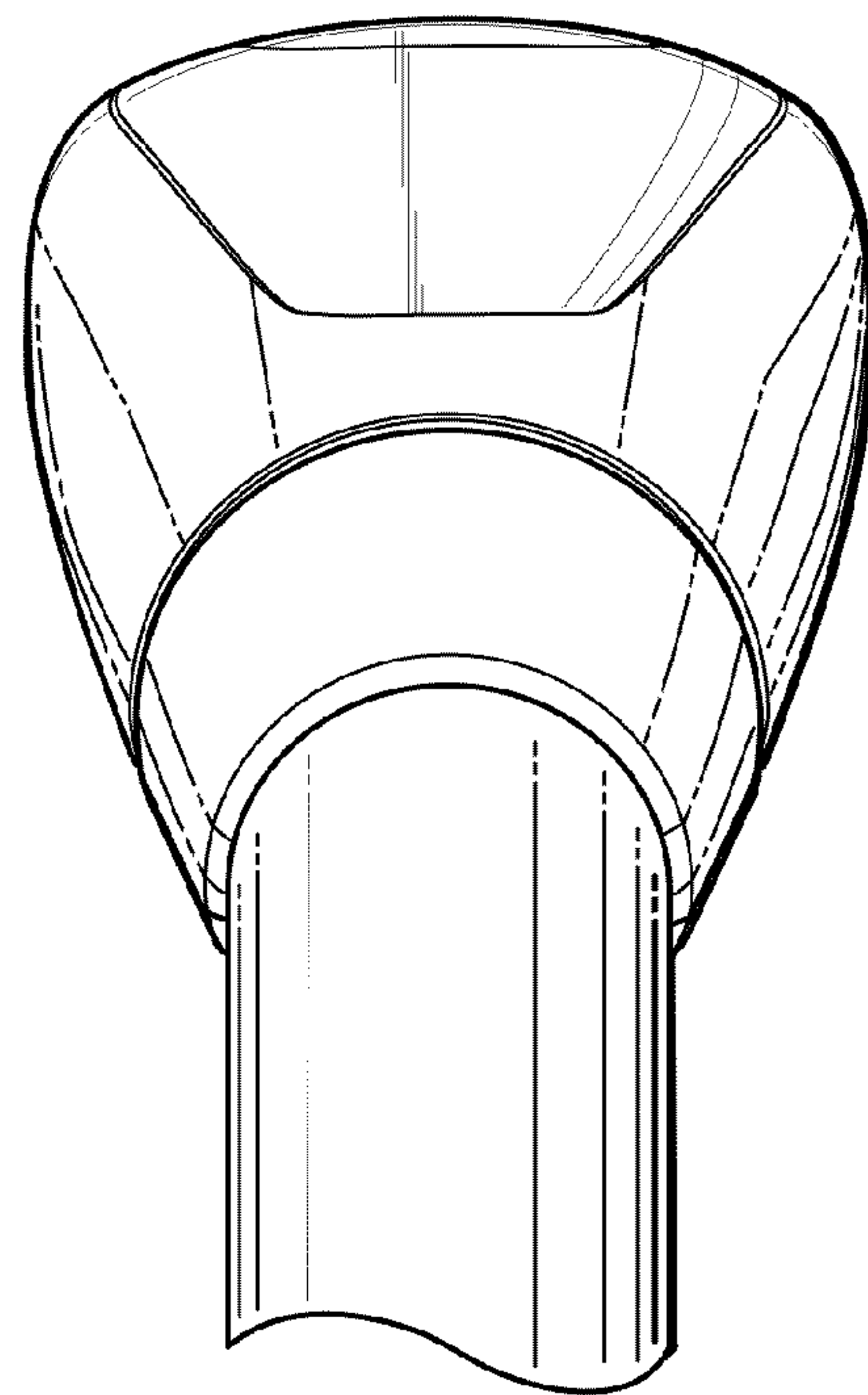


FIG. 6