

US00D694181S

(12) **United States Design Patent**
Byun

(10) **Patent No.:** **US D694,181 S**
(45) **Date of Patent:** **** Nov. 26, 2013**

(54) **CHARGER UNIT FOR EPILATOR**

(56) **References Cited**

(71) Applicant: **Koninklijke Philips Electronics N.V.**,
Eindhoven (NL)

(72) Inventor: **Da-Mi Byun**, Amsterdam (NL)

(73) Assignee: **Koninklijke Philips N.V.**, Eindhoven
(NL)

(**) Term: **14 Years**

(21) Appl. No.: **29/446,730**

(22) Filed: **Feb. 27, 2013**

(30) **Foreign Application Priority Data**

Aug. 29, 2012 (EM) 001344618-0001

(51) **LOC (9) Cl.** **13-02**

(52) **U.S. Cl.**
USPC **D13/108**

(58) **Field of Classification Search**
USPC D13/107-110, 118-119, 184, 199;
D14/217, 251, 253, 432, 434;
320/107-115

See application file for complete search history.

U.S. PATENT DOCUMENTS

| | | | | | | |
|----------|---|---|---------|-----------------|-------|---------|
| D298,028 | S | * | 10/1988 | Mizobata | | D13/108 |
| D532,372 | S | * | 11/2006 | Keating | | D13/108 |
| D532,745 | S | * | 11/2006 | Gaber et al. | | D13/108 |
| D539,218 | S | * | 3/2007 | Gaber et al. | | D13/108 |
| D541,742 | S | * | 5/2007 | Hussaini et al. | | D13/110 |
| D543,937 | S | * | 6/2007 | Rose et al. | | D13/110 |
| D544,834 | S | * | 6/2007 | Weinstein | | D13/110 |
| D554,585 | S | * | 11/2007 | Nazar | | D13/110 |
| D568,810 | S | * | 5/2008 | Weinstein | | D13/110 |
| D572,656 | S | * | 7/2008 | Schein | | D13/108 |
| D645,816 | S | * | 9/2011 | Sasada et al. | | D13/108 |
| D665,346 | S | * | 8/2012 | Kumagai et al. | | D13/108 |
| D676,379 | S | * | 2/2013 | Liu | | D13/108 |

* cited by examiner

Primary Examiner — Rosemary K Tarcza


(57) **CLAIM**

The ornamental design for a charger unit for epilator, as shown.

DESCRIPTION

FIG. 1 is a perspective view showing my design;
FIG. 2 is a front elevational view thereof;
FIG. 3 is a rear elevational view thereof;
FIG. 4 is a right side elevational view thereof;
FIG. 5 is a left side elevational view thereof;
FIG. 6 is a top plan view thereof; and,
FIG. 7 is a bottom plan view thereof.

1 Claim, 4 Drawing Sheets



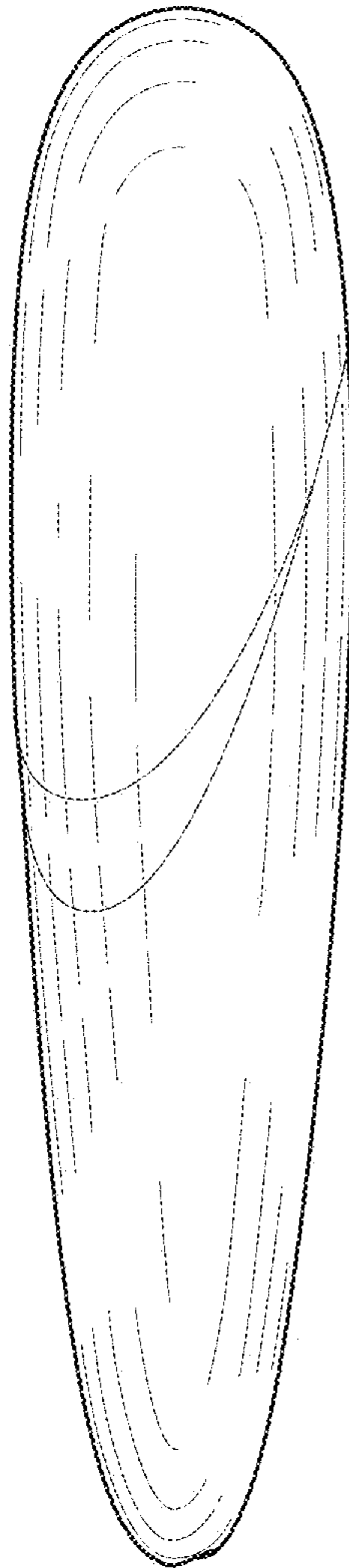


FIG. 1

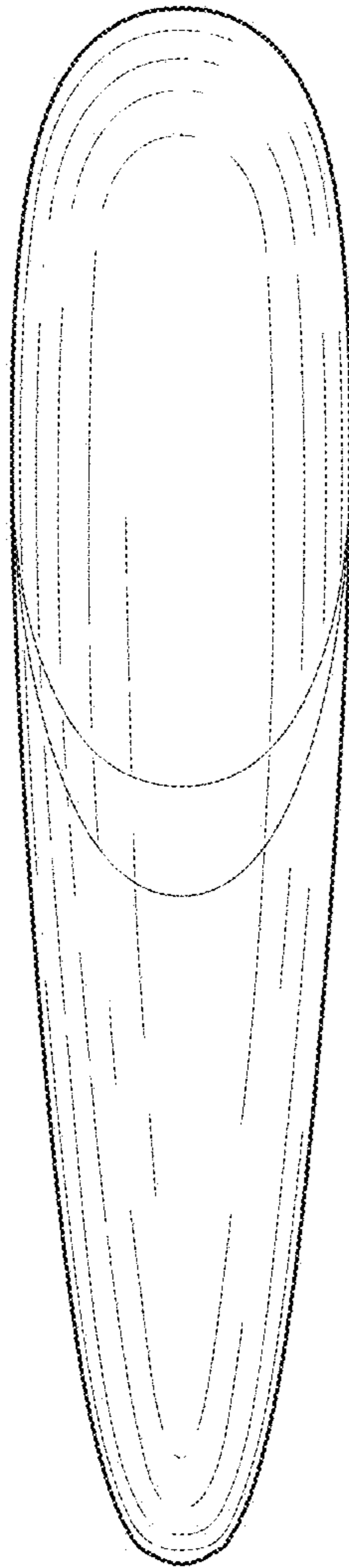


FIG. 2

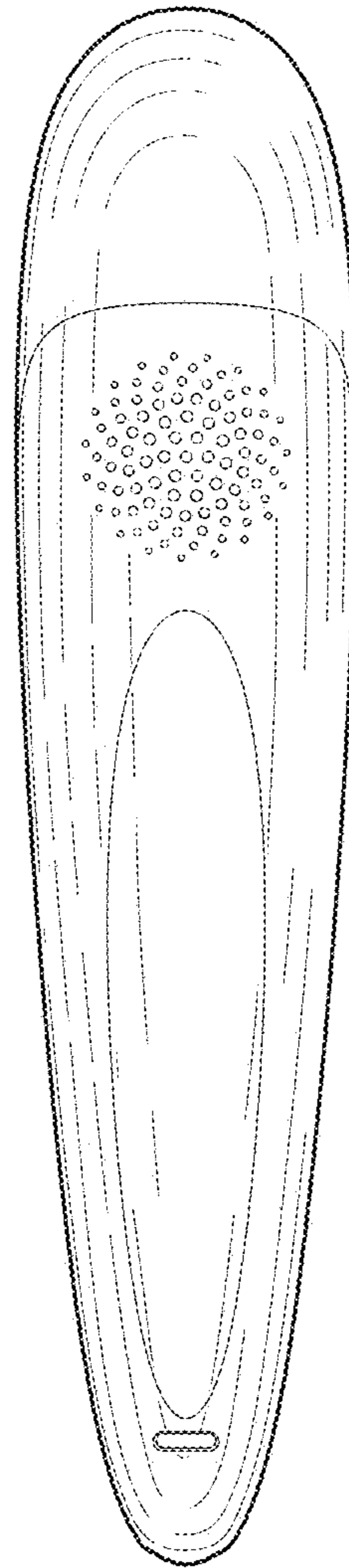


FIG. 3




FIG. 4

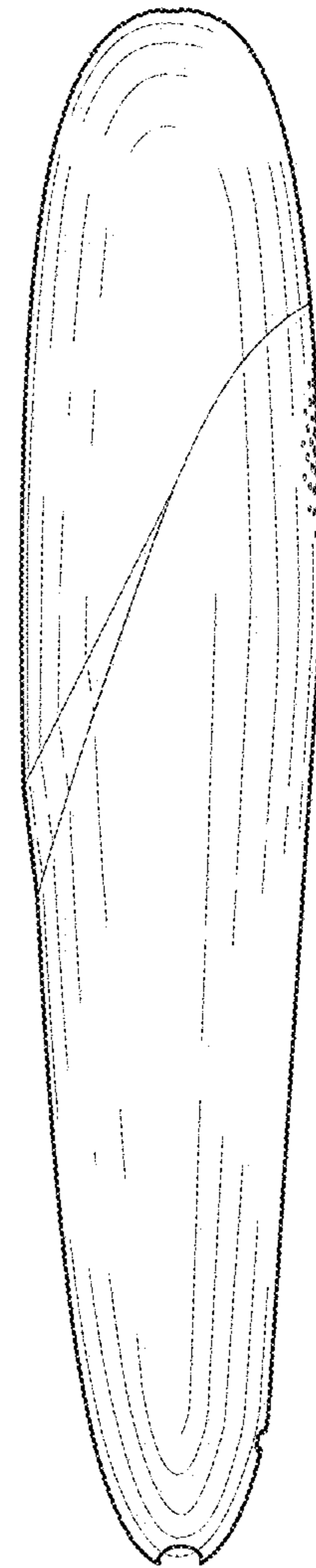


FIG. 5

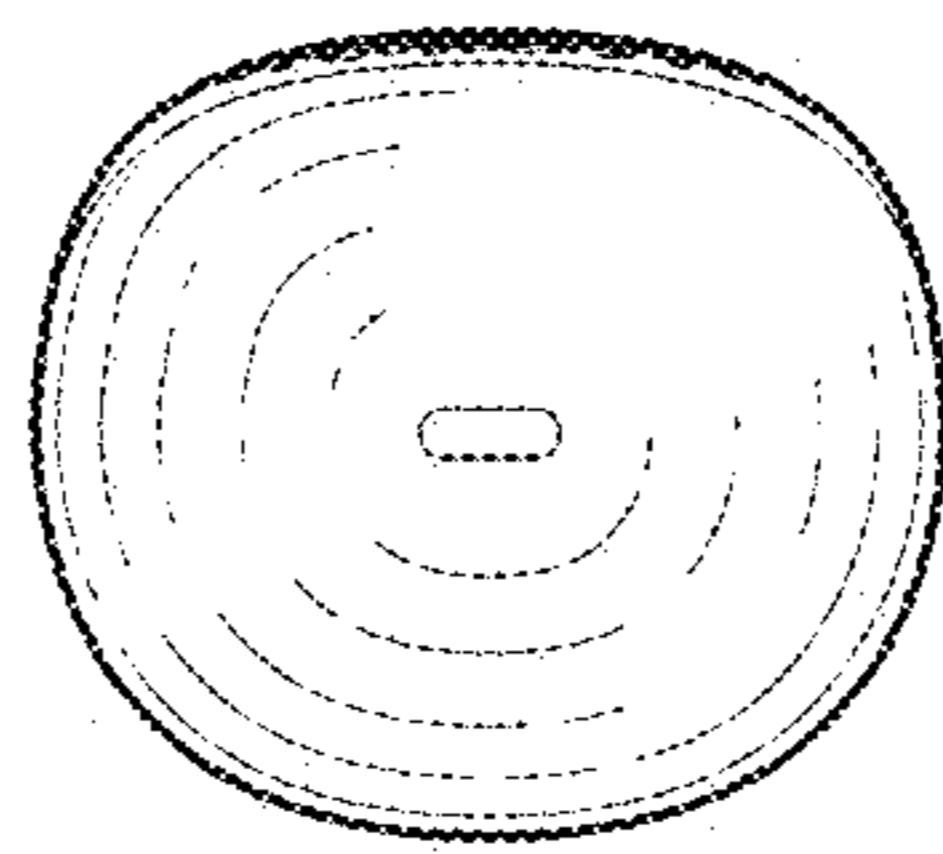


FIG. 6

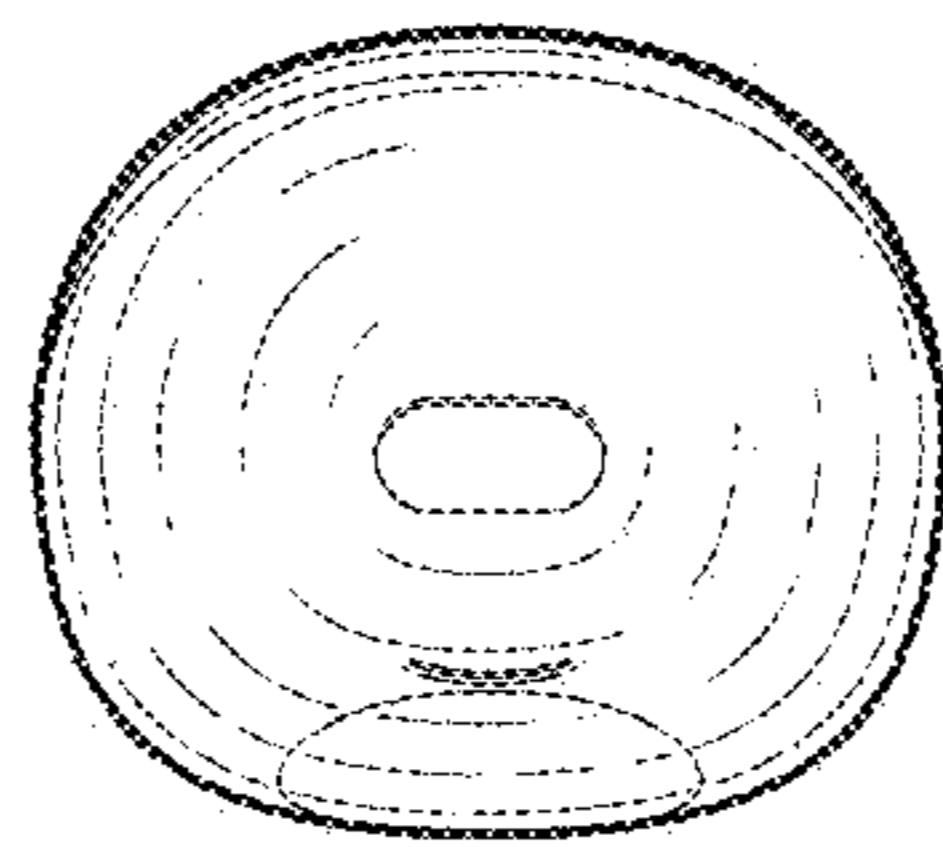


FIG. 7