



US00D694174S

(12) **United States Design Patent**  
**Kuniak**

(10) **Patent No.:** **US D694,174 S**

(45) **Date of Patent:** **\*\* Nov. 26, 2013**

(54) **TIRE**

(75) Inventor: **Lubos Kuniak, Ladce (SK)**

(73) Assignee: **Continental Reifen Deutschland GmbH, Hannover (DE)**

(\*\*) Term: **14 Years**

(21) Appl. No.: **29/405,348**

(22) Filed: **Nov. 1, 2011**

(30) **Foreign Application Priority Data**

May 2, 2011 (EM) ..... 001857830

(51) **LOC (9) Cl.** ..... **12-15**

(52) **U.S. Cl.**  
USPC ..... **D12/588**

(58) **Field of Classification Search**  
USPC ..... D12/568-603, 551-555, 900-901;  
152/209.1-209.9, 209.11-209.19,  
152/209.21-209.28, 455  
See application file for complete search history.

(56) **References Cited**

**U.S. PATENT DOCUMENTS**

D367,025 S *	2/1996	Faulk et al. ....	D12/588
D383,423 S *	9/1997	Galante et al. ....	D12/588
D419,115 S *	1/2000	Weber et al. ....	D12/588
D456,768 S *	5/2002	Fantanzo et al. ....	D12/588
D492,247 S *	6/2004	Schmalix et al. ....	D12/588
D503,145 S *	3/2005	Labbe et al. ....	D12/588
D531,113 S *	10/2006	Dixon et al. ....	D12/587

D581,351 S *	11/2008	Morrison et al. ....	D12/588
D589,437 S *	3/2009	Beha et al. ....	D12/588
D612,326 S *	3/2010	Lo ..... ..	D12/588
D624,874 S *	10/2010	Kiwaki ..... ..	D12/588
D635,916 S *	4/2011	Krier ..... ..	D12/588
D647,039 S *	10/2011	Riswanda ..... ..	D12/588
D648,265 S *	11/2011	Kim et al. ....	D12/589
D651,558 S *	1/2012	Youn ..... ..	D12/588
D667,780 S *	9/2012	Kaba ..... ..	D12/588

\* cited by examiner

*Primary Examiner* — Stacia Cadmus

(74) *Attorney, Agent, or Firm* — Greenblum & Bernstein, P.L.C.

(57) **CLAIM**

I claim the ornamental design for a tire, as shown and described.

**DESCRIPTION**

FIG. 1 is a front side perspective view of one embodiment of the tire tread;

FIG. 2 is a front view of FIG. 1;

FIG. 3 shows a left side view of FIG. 1;

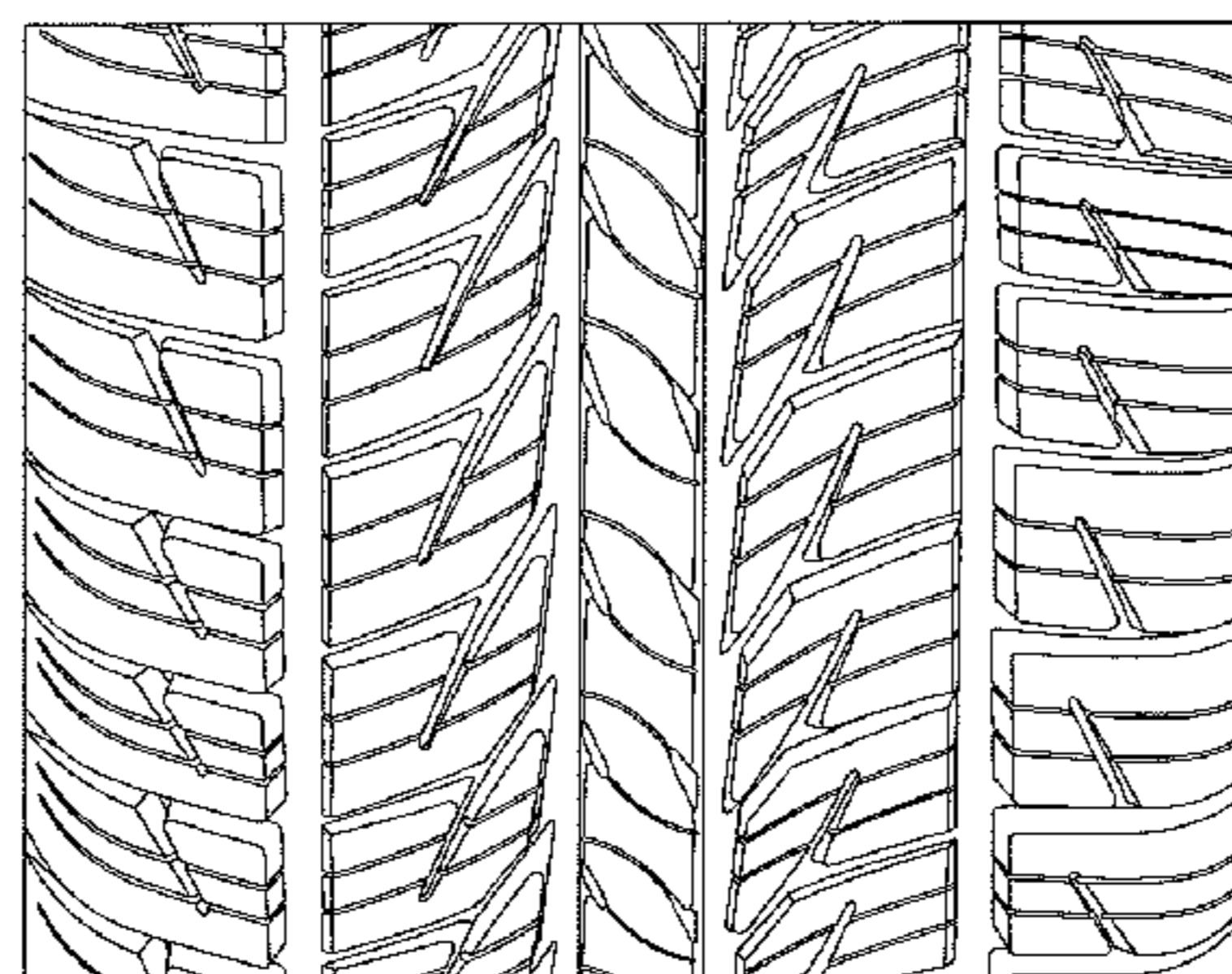
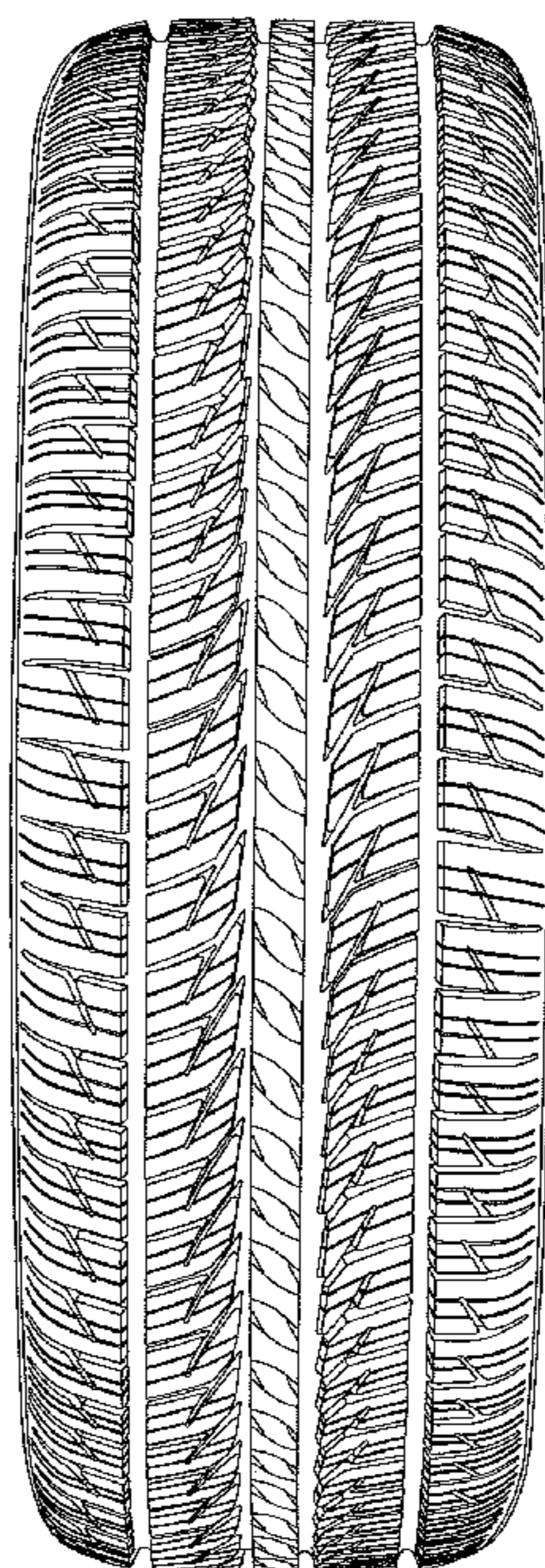
FIG. 4 shows a right side view of FIG. 1; and,

FIG. 5 shows an enlarged section of the tire tread of FIG. 1.

The lines defining a box surrounding the section form no part of the design.

Any surfaces of the design not shown, including interior surfaces, form no part of the claimed invention.

**1 Claim, 5 Drawing Sheets**



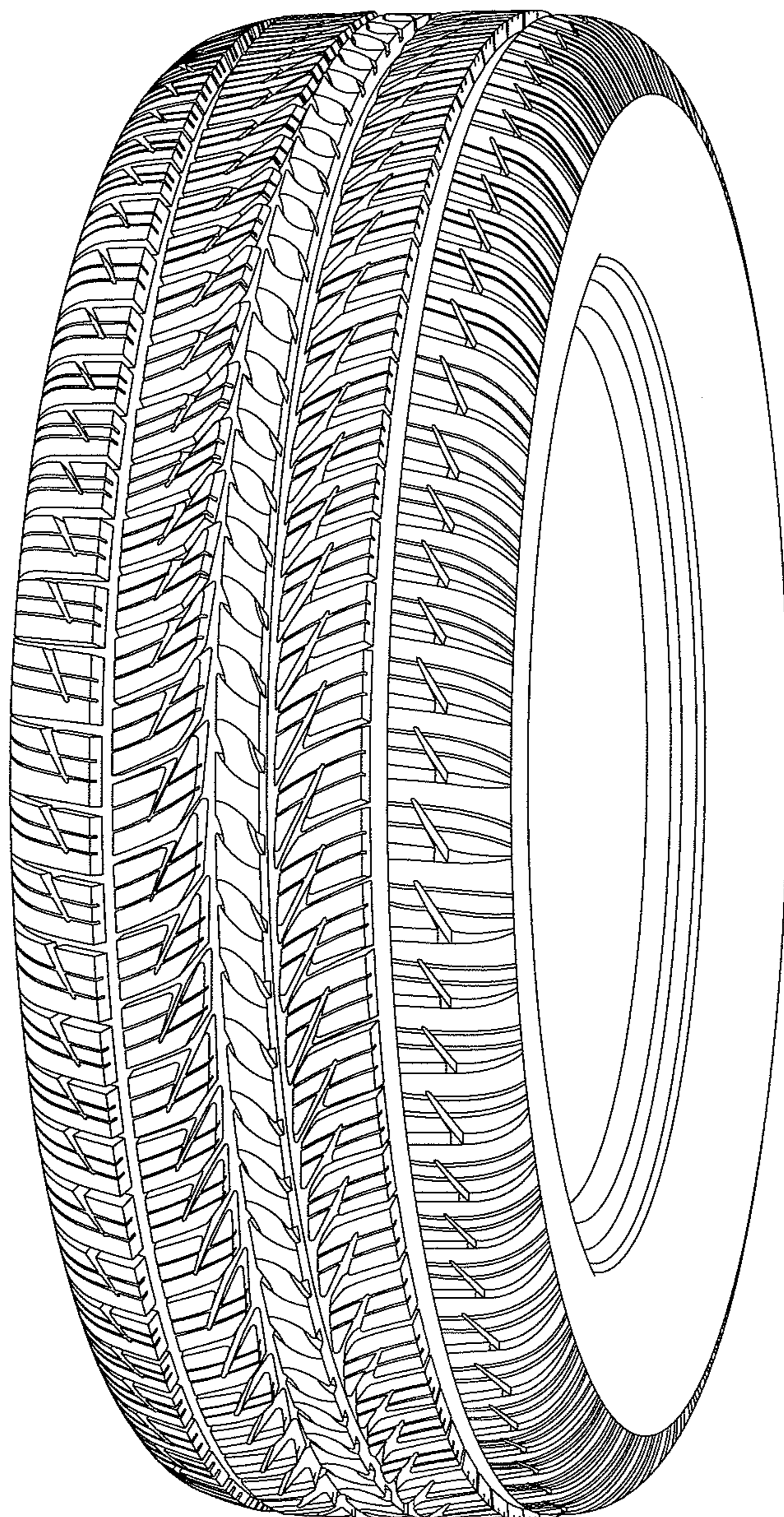


FIG. 1

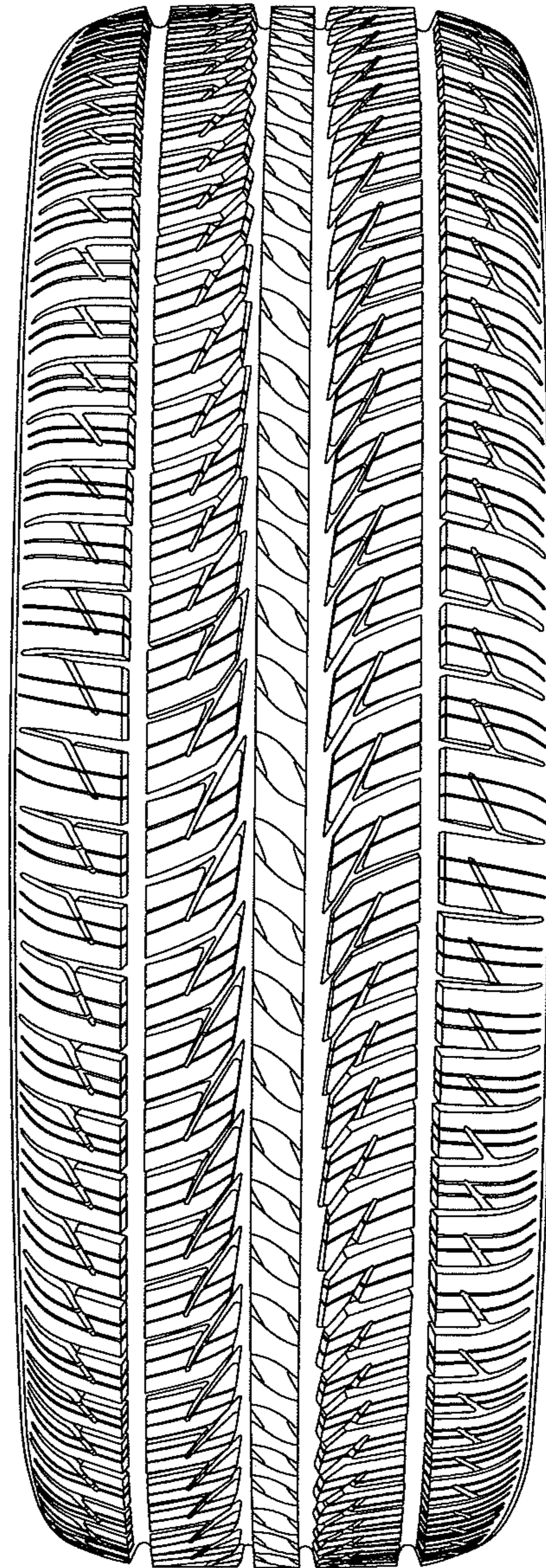


FIG. 2

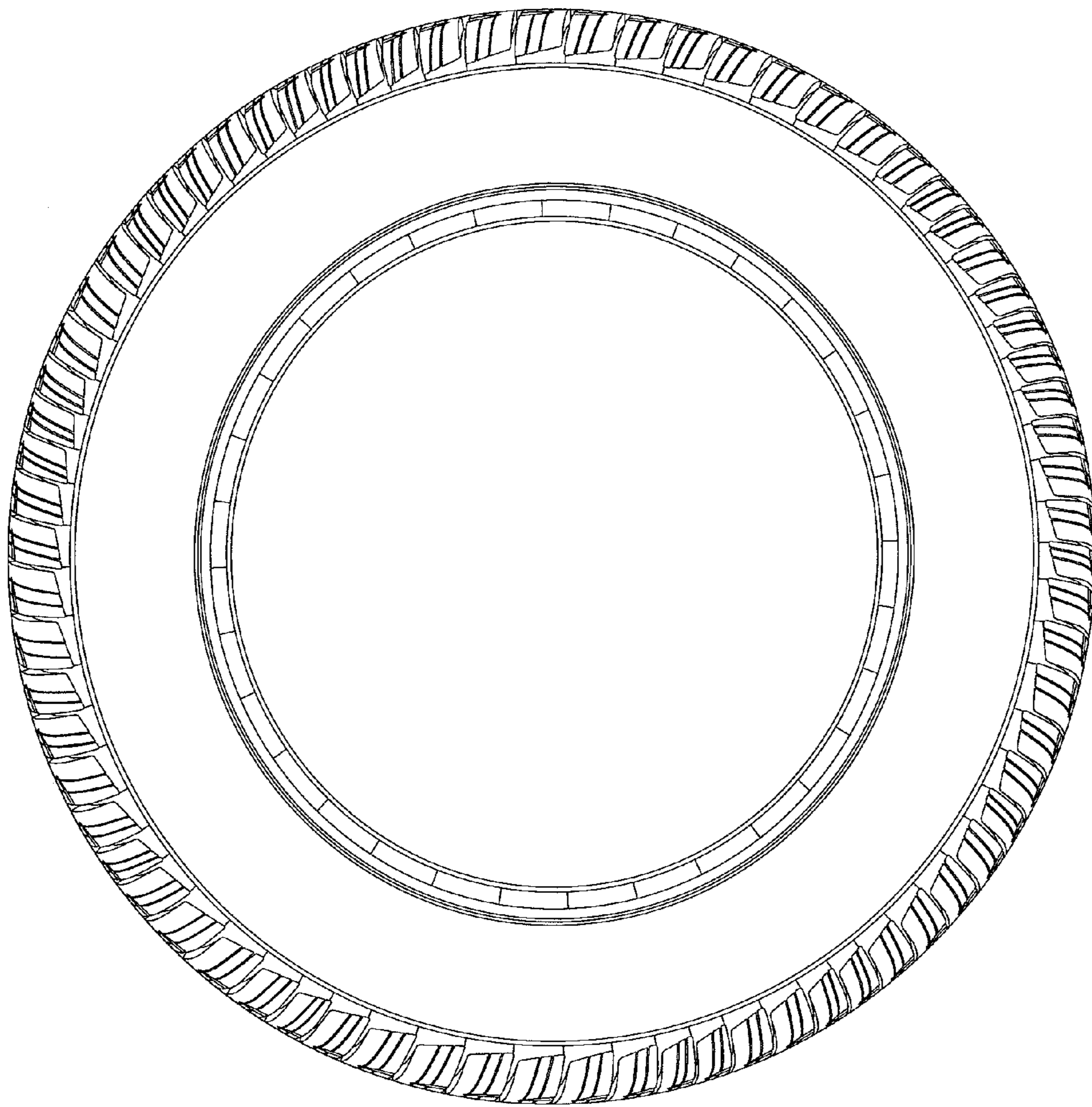


FIG. 3

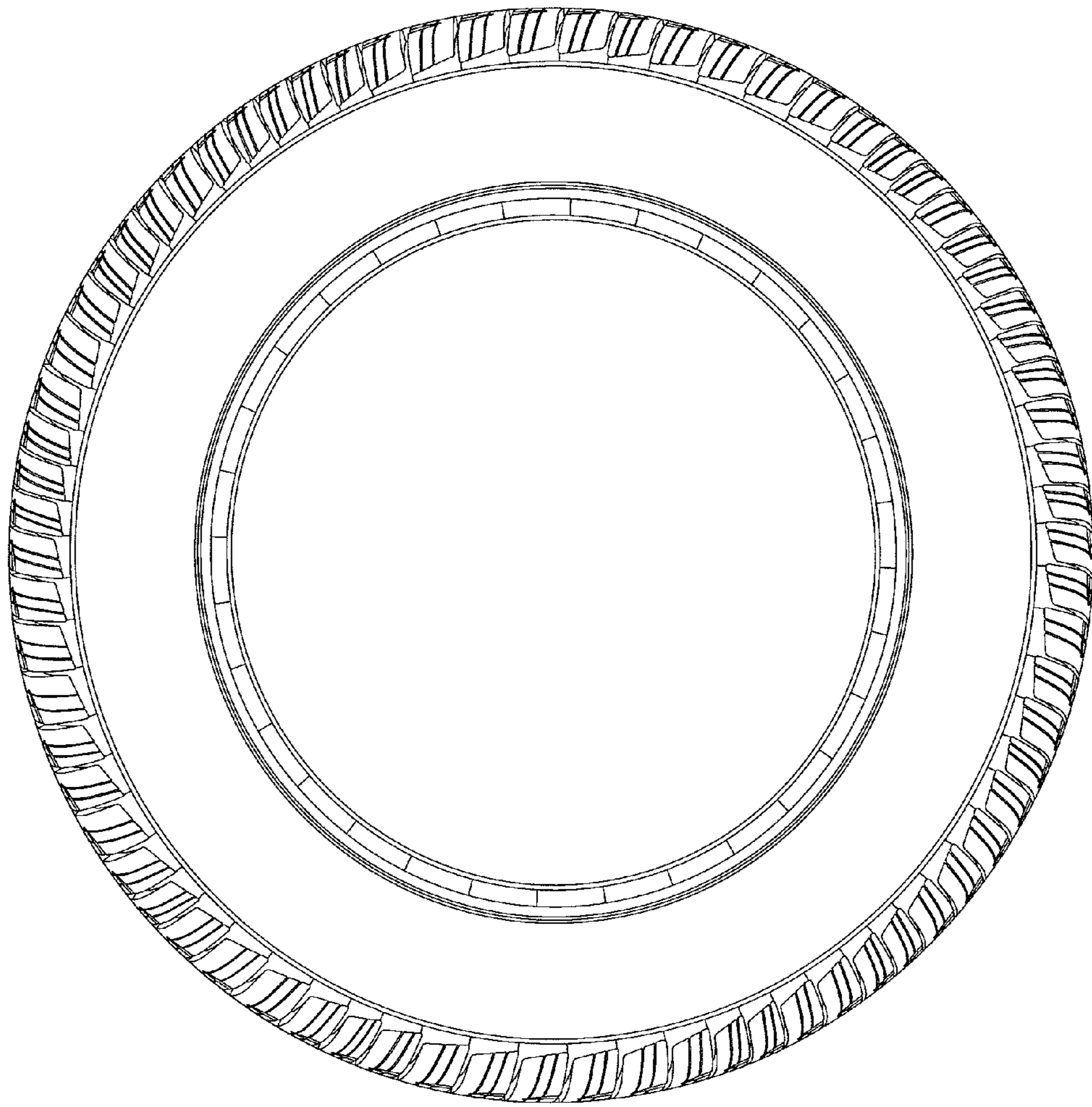


FIG. 4

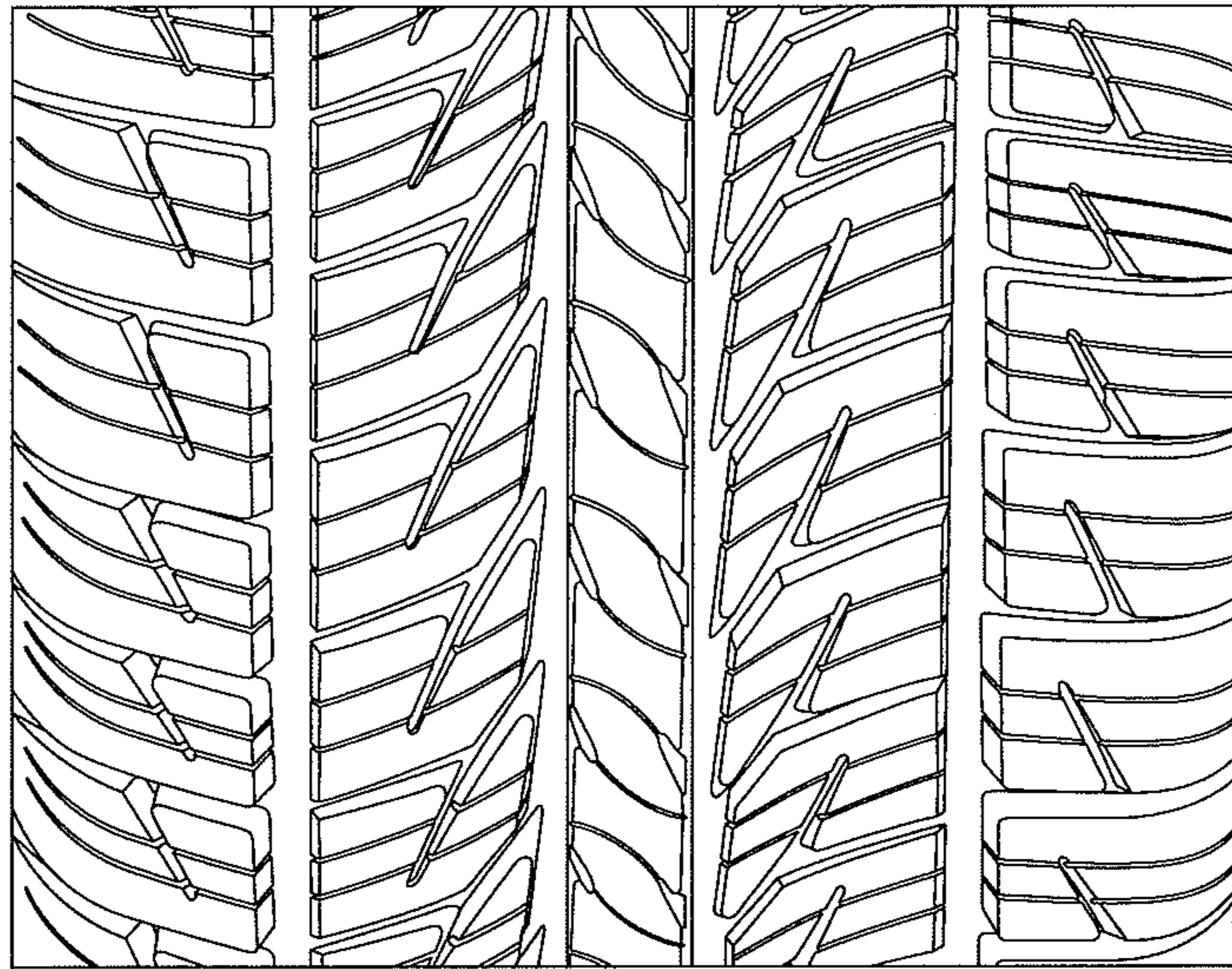


FIG. 5