

US00D694168S

(12) **United States Design Patent**  
**Yates et al.**

(10) **Patent No.:** **US D694,168 S**  
(45) **Date of Patent:** **\*\* Nov. 26, 2013**

- (54) **COLLECTIVE CONTROL POST AND GRIP FOR A ROTORCRAFT**
  - (75) Inventors: **Travis Lee Yates**, Lakeside, TX (US);  
**Bradley Don Linton**, Mansfield, TX (US)
  - (73) Assignee: **Bell Helicopter Textron Inc.**, Fort Worth, TX (US)
  - (\*\*) Term: **14 Years**
  - (21) Appl. No.: **29/413,127**
  - (22) Filed: **Feb. 10, 2012**
  - (51) **LOC (9) Cl.** ..... **12-07**
  - (52) **U.S. Cl.**  
USPC ..... **D12/345**
  - (58) **Field of Classification Search**  
USPC ..... D12/319, 326–329, 331, 334, 337–339, D12/344, 345, 400, 415, 423–425, 192, D12/421; D14/405, 412–416; D21/324, D21/333, 477, 566, 430, 436–453; 273/148 B; 244/2, 5, 6, 7 C, 7 R, 7 A, 8, 244/12.1, 12.3, 12.4, 12.2, 17.11, 17.19, 244/17.23, 17.25, 17.27, 60, 99.1, 117 R, 244/118.5, 119, 221, 223, 229, 234; 74/471 XY, 491; 318/574, 585; 345/156, 161; 463/36–38; 296/37.8; D15/28
- See application file for complete search history.

4,895,040 A *	1/1990	Soederberg	.....	74/491
5,137,234 A *	8/1992	Sakurai	.....	244/234
5,149,023 A *	9/1992	Sakurai et al.	.....	244/229
5,156,363 A *	10/1992	Cizewski et al.	.....	244/223
5,456,428 A *	10/1995	Hegg	.....	244/229
5,769,363 A *	6/1998	Griswold et al.	.....	244/234
5,900,710 A *	5/1999	Gautier et al.	.....	318/675
6,254,037 B1 *	7/2001	Fenny et al.	.....	244/223
D462,685 S *	9/2002	Yamamoto et al.	.....	D14/415
6,631,652 B1 *	10/2003	Okazawa et al.	.....	74/471 XY
6,682,116 B1 *	1/2004	Okumura	.....	296/37.8
D516,096 S *	2/2006	Bergman et al.	.....	D15/28
D581,861 S *	12/2008	Anttila et al.	.....	D12/421
D581,862 S *	12/2008	Anttila et al.	.....	D12/421
D613,232 S *	4/2010	Guering	.....	D12/345
D613,668 S *	4/2010	Guering	.....	D12/345
2009/0139360 A1 *	6/2009	Diccion	.....	74/471 XY
2009/0230252 A1 *	9/2009	Daunois et al.	.....	244/234

\* cited by examiner

*Primary Examiner* — Caron D Veynar  
*Assistant Examiner* — Martie K Holtje  
(74) *Attorney, Agent, or Firm* — Baker Botts L.L.P.

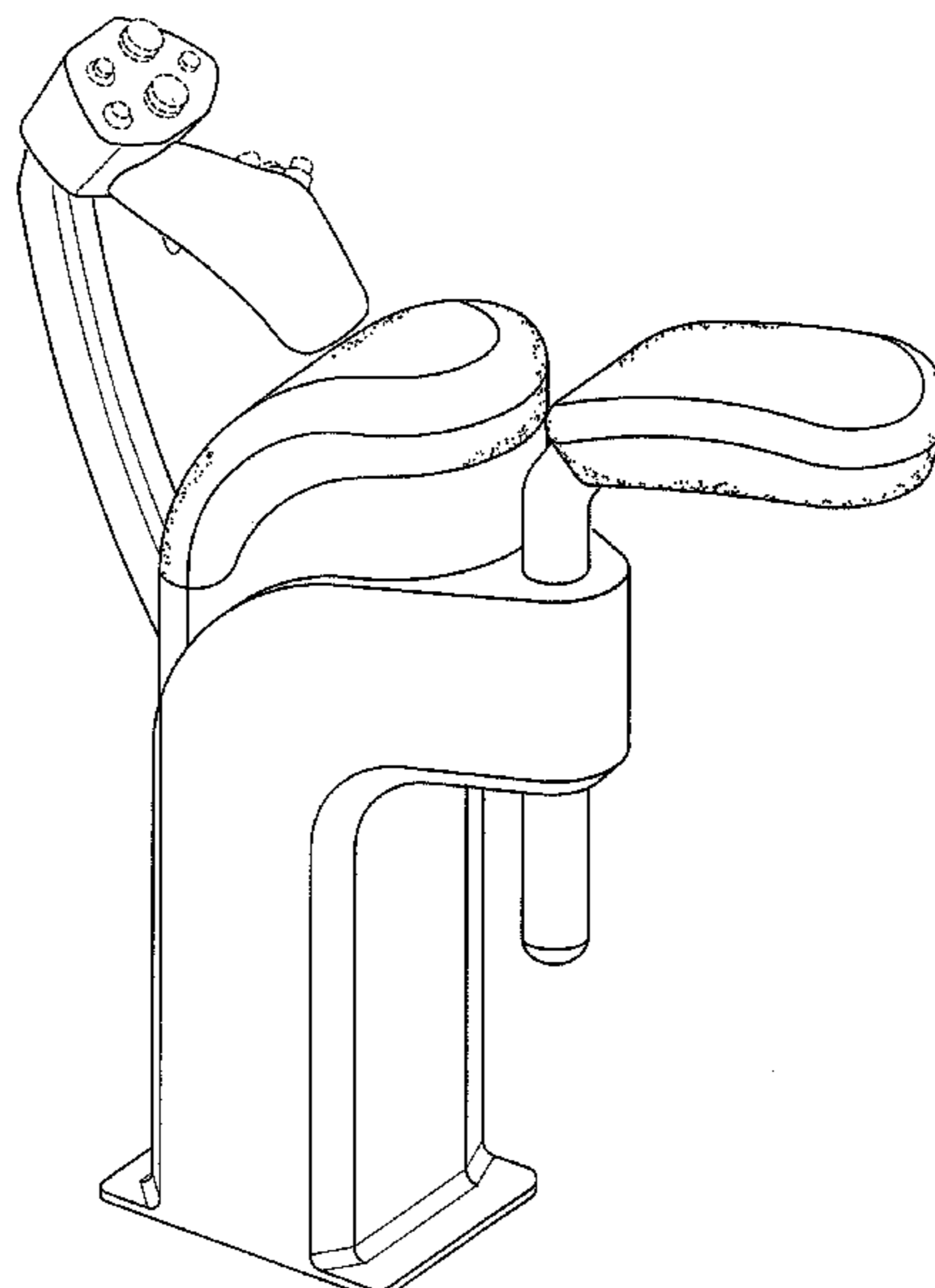
(57) **CLAIM**  
The ornamental design for a collective control post and grip for a rotorcraft, as shown and described.

**DESCRIPTION**

FIG. 1 is a left front perspective view of a collective control post and grip for a rotorcraft showing our new design; FIG. 2 is a front elevational view thereof; FIG. 3 is a rear elevational view thereof; FIG. 4 is a right side elevational view thereof; FIG. 5 is a left side elevational view thereof; and, FIG. 6 is a top plan view thereof. The broken line rectangle in FIG. 3 has been included for the purpose of establishing a boundary between claimed and unclaimed structure, the area within which forming no part of the claimed design.

**1 Claim, 5 Drawing Sheets**

- (56) **References Cited**  
U.S. PATENT DOCUMENTS
- |               |         |                |       |         |
|---------------|---------|----------------|-------|---------|
| 4,012,014 A * | 3/1977  | Marshall       | ..... | 244/234 |
| 4,130,259 A * | 12/1978 | Carlson et al. | ..... | 244/234 |
| 4,584,510 A * | 4/1986  | Hollow         | ..... | 318/584 |
| 4,865,277 A * | 9/1989  | Smith et al.   | ..... | 244/234 |
| 4,887,782 A * | 12/1989 | Carnell et al. | ..... | 244/234 |



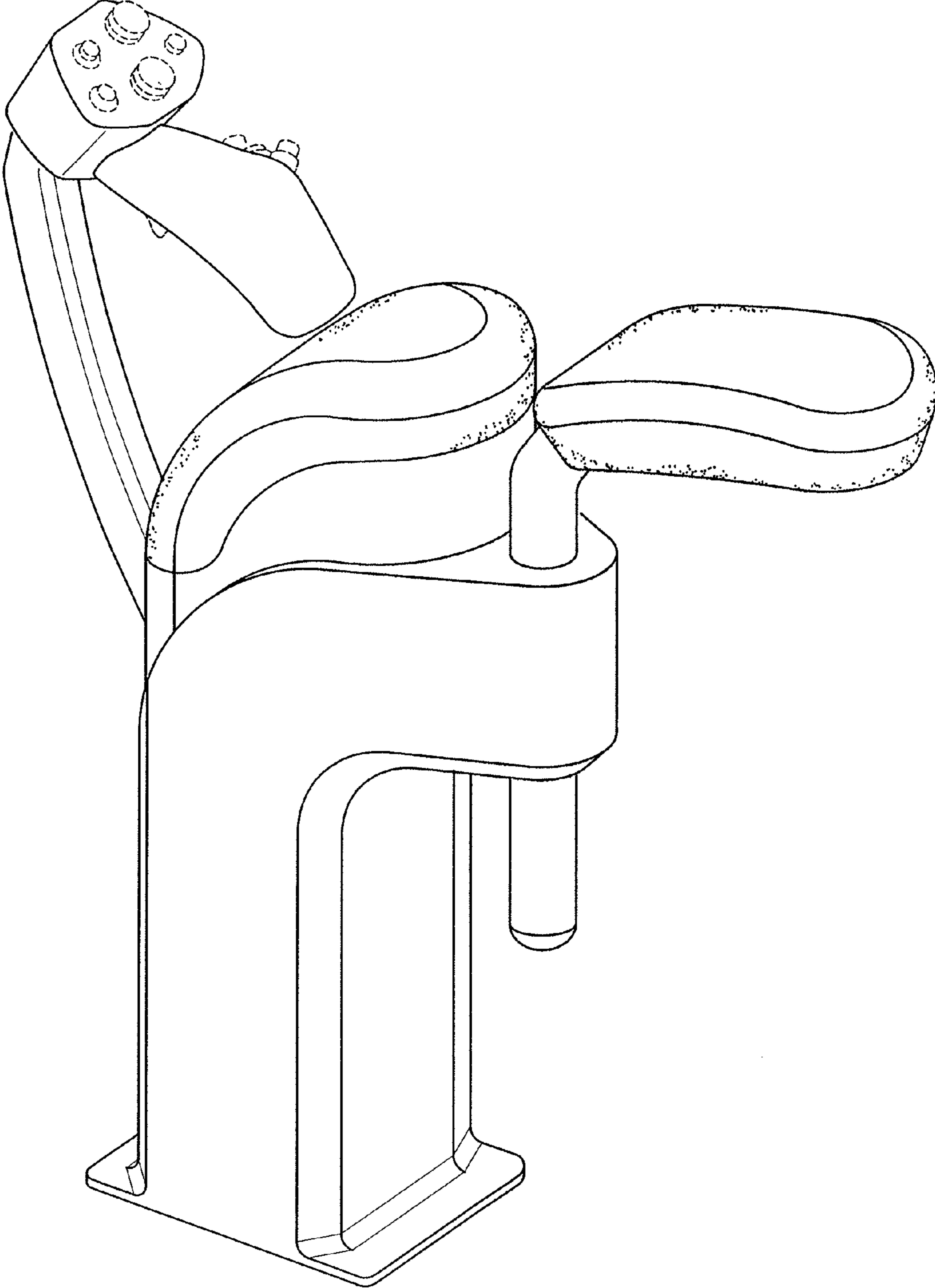


FIG. 1

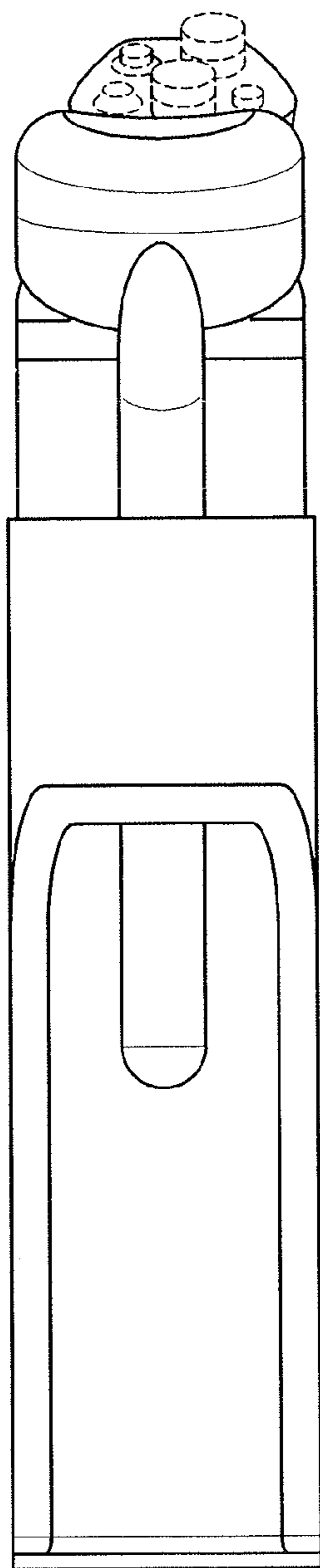


FIG. 2

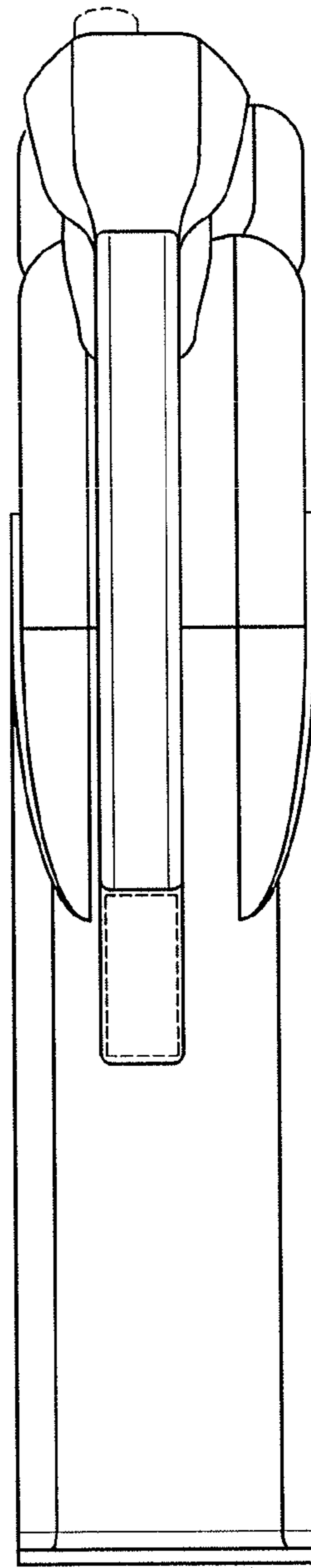


FIG. 3

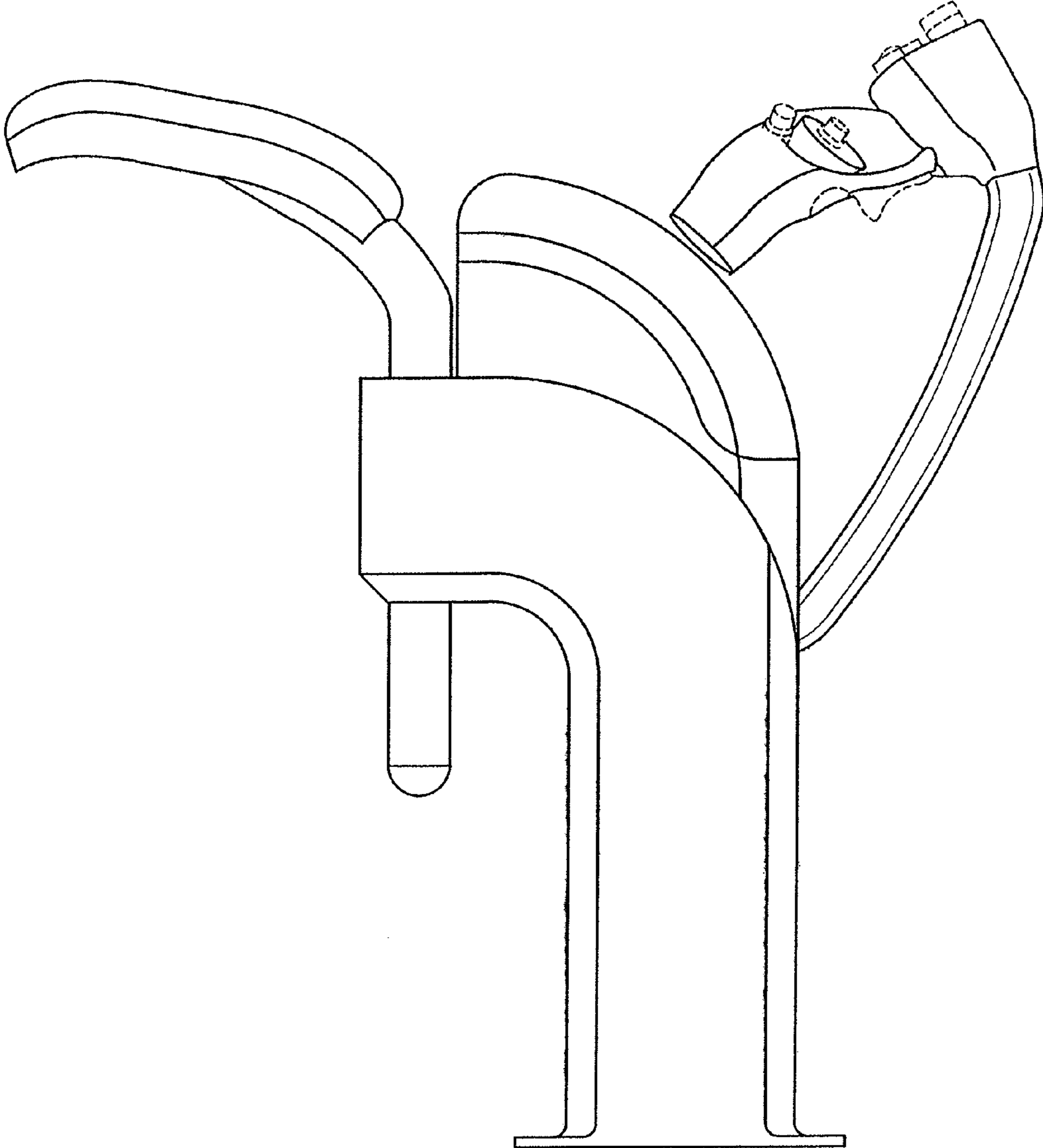


FIG. 4

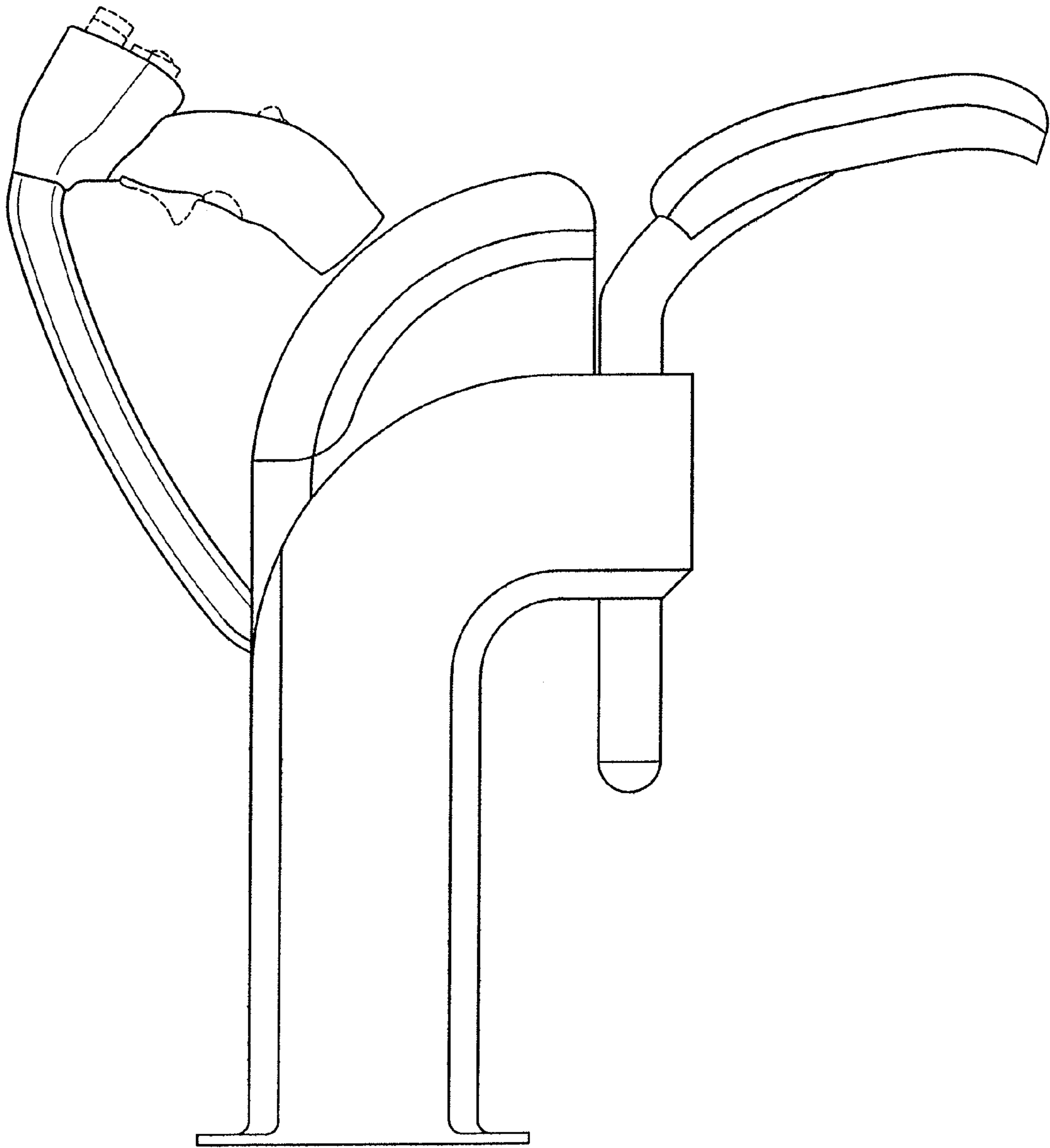
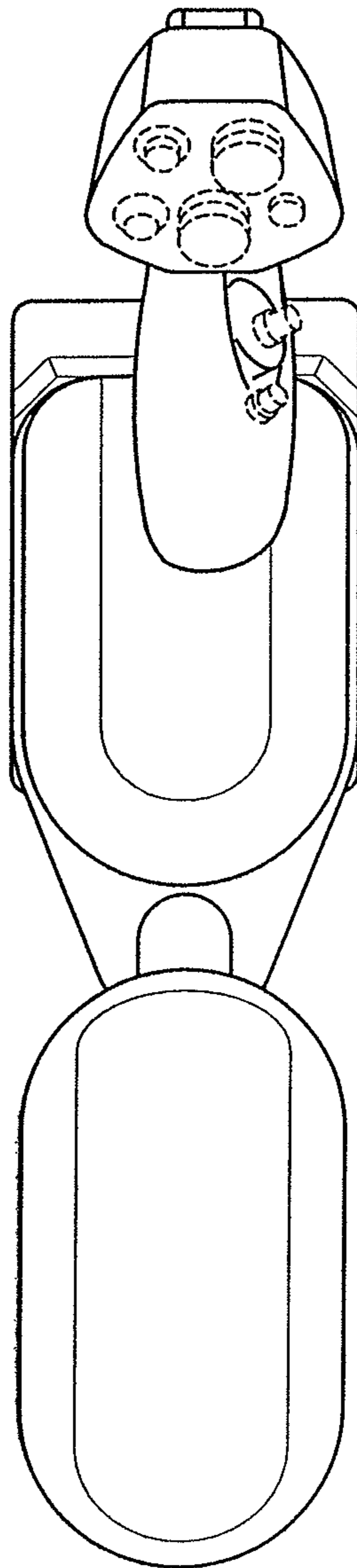


FIG. 5



*FIG. 6*