



US00D694165S

(12) **United States Design Patent**
Chinavare

(10) **Patent No.:** **US D694,165 S**

(45) **Date of Patent:** **** Nov. 26, 2013**

(54) **VEHICLE WHEEL**

(71) Applicant: **Kevin Chinavare**, Middleville, MI (US)

(72) Inventor: **Kevin Chinavare**, Middleville, MI (US)

(73) Assignee: **Lacks Enterprises, Inc.**, Grand Rapids, MI (US)

(**) Term: **14 Years**

(21) Appl. No.: **29/452,047**

(22) Filed: **Apr. 11, 2013**

(51) **LOC (9) Cl.** **12-16**

(52) **U.S. Cl.**
USPC **D12/209**

(58) **Field of Classification Search**
USPC D12/204-213; 301/37.101, 64.101, 65,
301/64.201
See application file for complete search history.

(56) **References Cited**

U.S. PATENT DOCUMENTS

D509,176 S * 9/2005 Kataoka D12/209
D581,850 S * 12/2008 Leclercq D12/209

D593,018 S * 5/2009 Juergens et al. D12/209
D613,228 S * 4/2010 Juergens et al. D12/209
D614,107 S * 4/2010 Juergens et al. D12/209
D617,712 S * 6/2010 Juergens et al. D12/209
D658,561 S * 5/2012 Foose D12/209
D674,329 S * 1/2013 Bildhaeuser D12/209
D677,208 S * 3/2013 Gotschke D12/209

* cited by examiner

Primary Examiner — Stacia Cadmus

(74) *Attorney, Agent, or Firm* — Dickinson Wright PLLC

(57) **CLAIM**


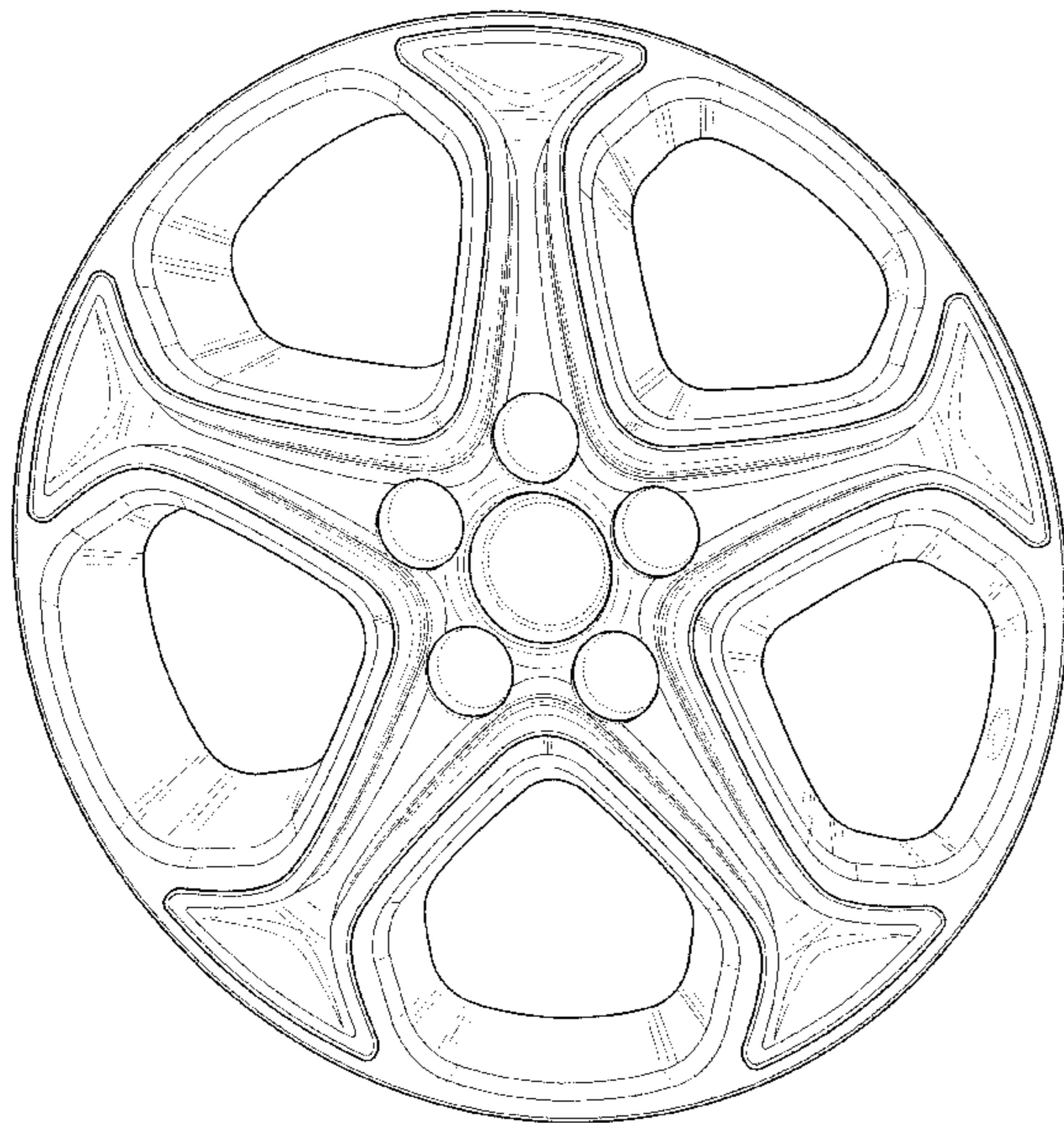
The ornamental design for a vehicle wheel, as shown and described.

DESCRIPTION

FIG. 1 is a perspective view of a vehicle wheel according to an aspect of the disclosure; and, FIG. 2 is a front view of a vehicle wheel according to an aspect of the disclosure.

The broken line showing of the bolt holes, center cap and the valve stem hole is included for the purpose of illustrating environment and forms no part of the claimed design.

1 Claim, 2 Drawing Sheets



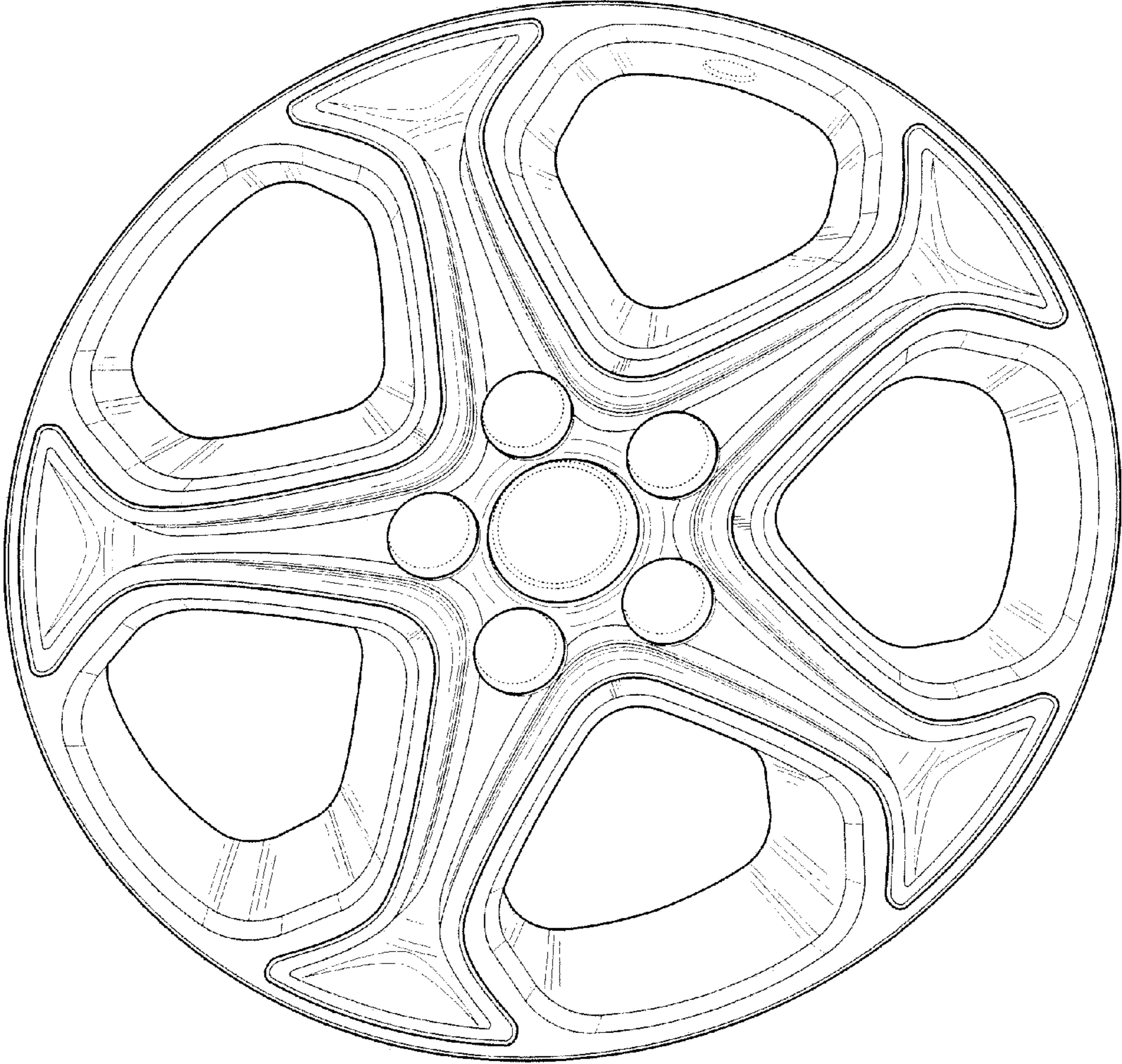


FIG. 1

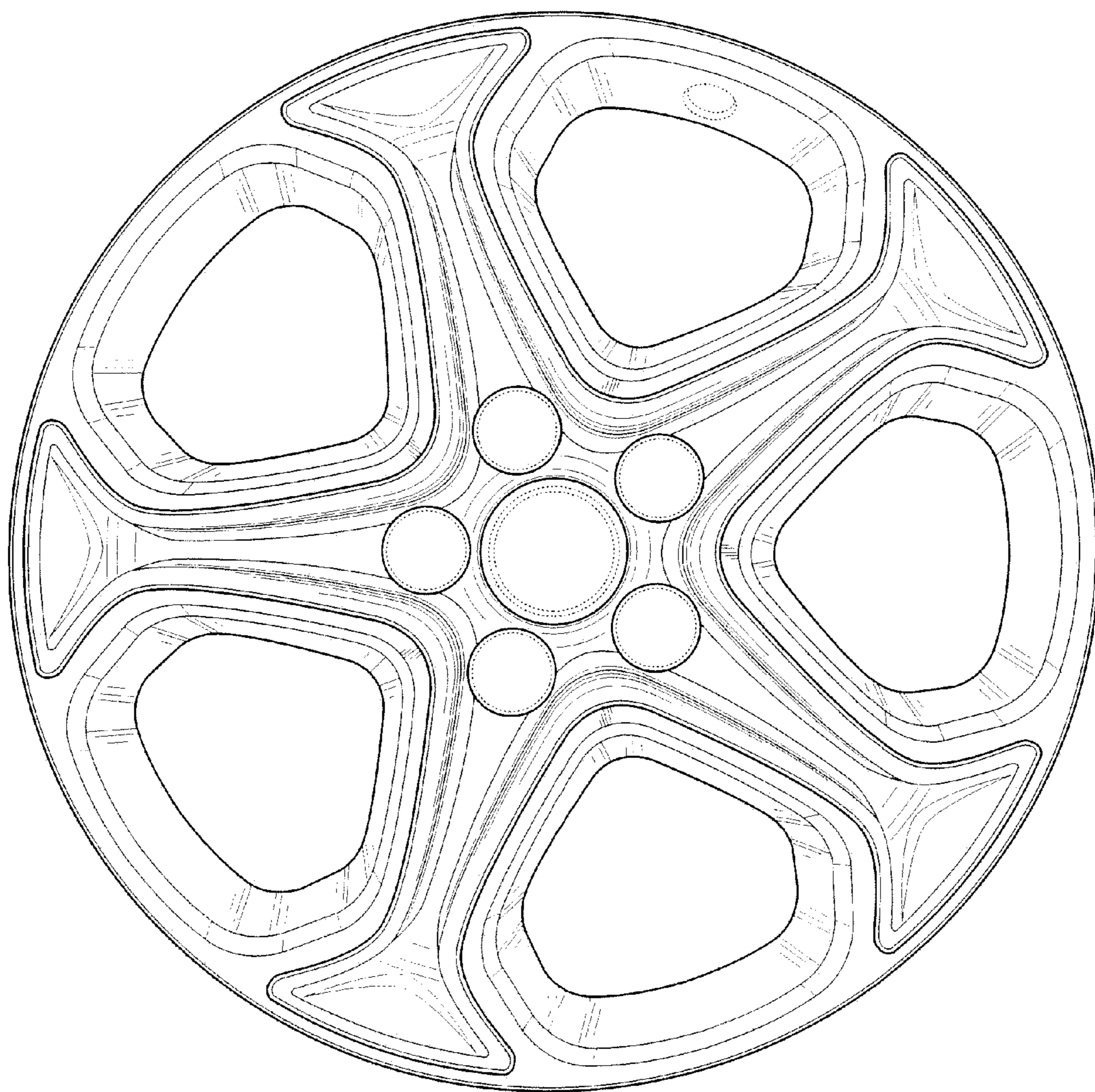


FIG. 2