

US00D694162S

(12) **United States Design Patent**
Chou et al.

(10) **Patent No.:** **US D694,162 S**
(45) **Date of Patent:** **** Nov. 26, 2013**

(54) **DIAMOND EXHAUST STACK FOR
TRANSPORTATION VEHICLE**

(76) Inventors: **Chiahua Eleanor Chou**, Schaumburg,
IL (US); **Craig Massner**, Naperville, IL
(US)

(**) Term: **14 Years**

(21) Appl. No.: **29/420,259**

(22) Filed: **May 7, 2012**

(51) **LOC (9) Cl.** **12-16**

(52) **U.S. Cl.**
USPC **D12/194**

(58) **Field of Classification Search**
USPC D12/194; D15/5; 293/113; 29/890.08;
180/89.2, 296, 309; 181/247-249, 264,
181/282, 239-241, 227, 228; 60/303, 313,
60/323; 138/37-39, 44, 103, 109

See application file for complete search history.

(56) **References Cited**

U.S. PATENT DOCUMENTS

1,358,796	A *	11/1920	Stolp	165/148
2,367,818	A *	1/1945	Diehl	441/16
5,813,187	A *	9/1998	Lee	52/664
6,199,769	B1 *	3/2001	Weddle	239/172
8,336,933	B2 *	12/2012	Nagwanshi et al.	293/132

* cited by examiner

Primary Examiner — Michael A Pratt
(74) *Attorney, Agent, or Firm* — WPAT, P.C.; Anthony King

(57) **CLAIM**
The ornamental design of an diamond exhaust stack for transportation vehicle, as shown and described.

DESCRIPTION

FIG. 1 is a three dimensional view of a diamond exhaust stack for transportation vehicle showing my new design;
FIG. 2 is a left side view thereof;
FIG. 3 is a right side view thereof;
FIG. 4 is a rear elevational view thereof;
FIG. 5 is a front elevational view thereof;
FIG. 6 is a top plan view thereof; and,
FIG. 7 is a bottom plan view thereof.

1 Claim, 4 Drawing Sheets




FIG. 1

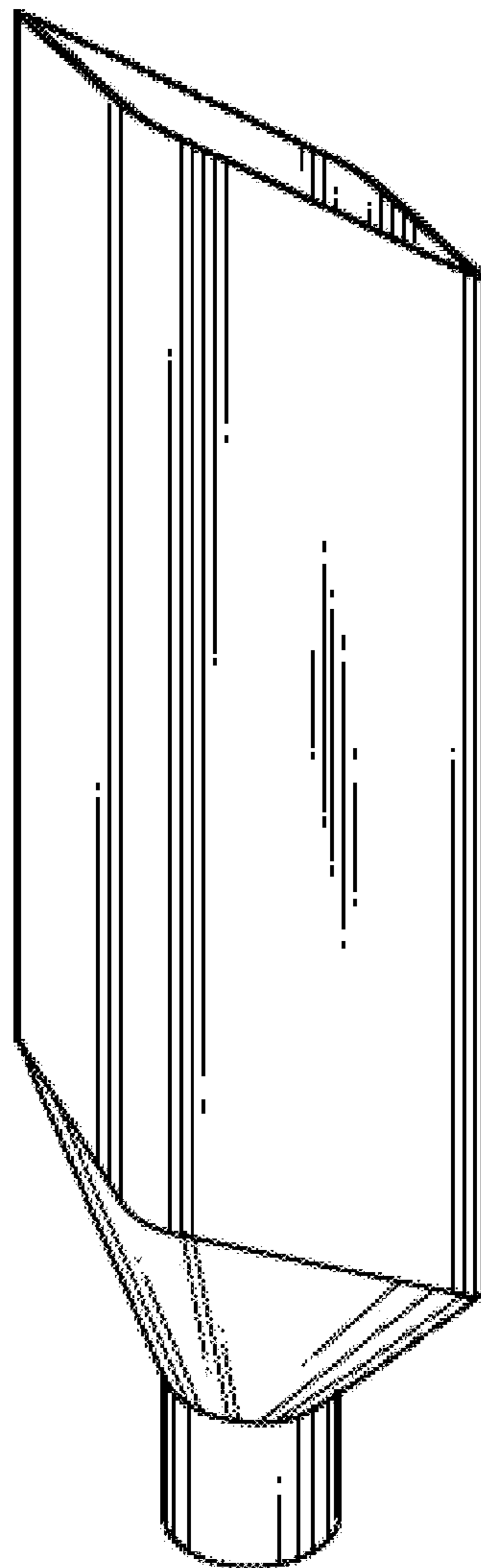


FIG. 2




FIG. 3




FIG. 4

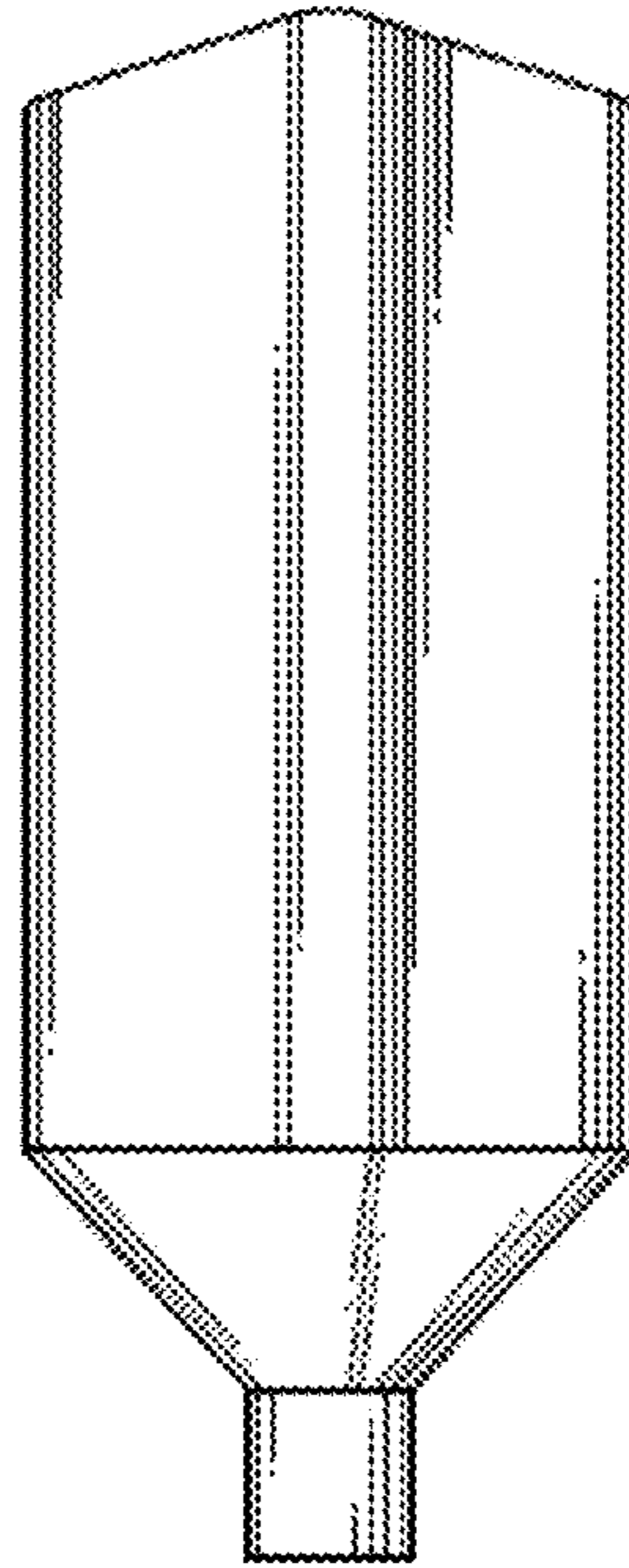


FIG. 5




FIG. 6

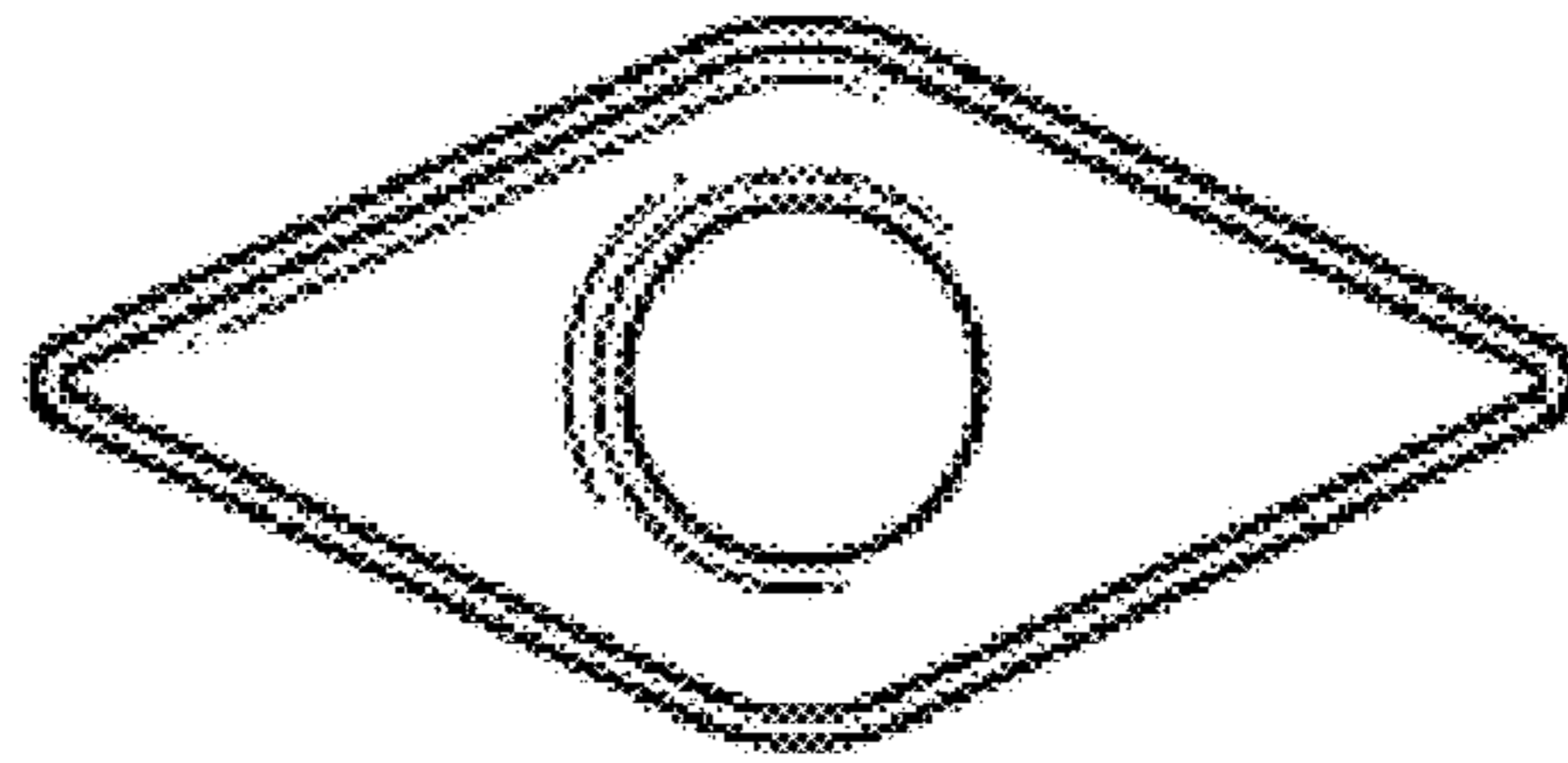


FIG. 7

