



US00D694152S

(12) **United States Design Patent**
Grettenberger

(10) **Patent No.:** **US D694,152 S**

(45) **Date of Patent:** **** Nov. 26, 2013**

(54) **ZIPPER PULL ASSIST DEVICE**

(71) Applicant: **Ericka Grettenberger**, Cypress, CA
(US)

(72) Inventor: **Ericka Grettenberger**, Cypress, CA
(US)

(**) Term: **14 Years**

(21) Appl. No.: **29/433,330**

(22) Filed: **Sep. 28, 2012**

(51) **LOC (9) Cl.** **02-07**

(52) **U.S. Cl.**
USPC **D11/221**

(58) **Field of Classification Search**
USPC D11/200, 201, 221; 24/381-383,
24/385-387, 414-417, 421-422, 427-431,
24/433; 2/265; D2/641; 294/3.6
See application file for complete search history.

(56) **References Cited**

U.S. PATENT DOCUMENTS

2,845,297	A *	7/1958	Doop	294/3.6
2,898,141	A	8/1959	Perryn		
2,974,991	A	3/1961	Gerrick		
3,006,051	A	10/1961	Maeder		
3,276,087	A	10/1966	Hanson		
3,310,853	A *	3/1967	Winn	294/3.6
D207,628	S *	5/1967	Zern et al.	D11/221
3,599,274	A	8/1971	Donovan		
4,022,506	A	5/1977	Cloud, Sr.		
4,067,487	A	1/1978	Carr et al.		
D296,882	S *	7/1988	Lopez	D11/221

D339,552	S *	9/1993	Burchette	D11/221
5,249,832	A	10/1993	Leonardz		
D349,030	S *	7/1994	Chatterton et al.	D8/307
D362,830	S *	10/1995	Maggard	D11/221
5,558,377	A *	9/1996	Blum et al.	294/210
5,855,401	A *	1/1999	Papernik	294/2
D406,685	S	3/1999	McGinnis		
D415,061	S *	10/1999	Lamacchia et al.	D11/86
5,975,386	A	11/1999	Fernicola		
6,032,996	A	3/2000	Kogen		
6,494,512	B1	12/2002	Cada et al.		
2012/0169076	A1	7/2012	Brake et al.		

* cited by examiner

Primary Examiner — Ralf Seifert

(74) *Attorney, Agent, or Firm* — Mind Law Firm, P.C.; Justin G. Sanders; Jeromye V. Sartain

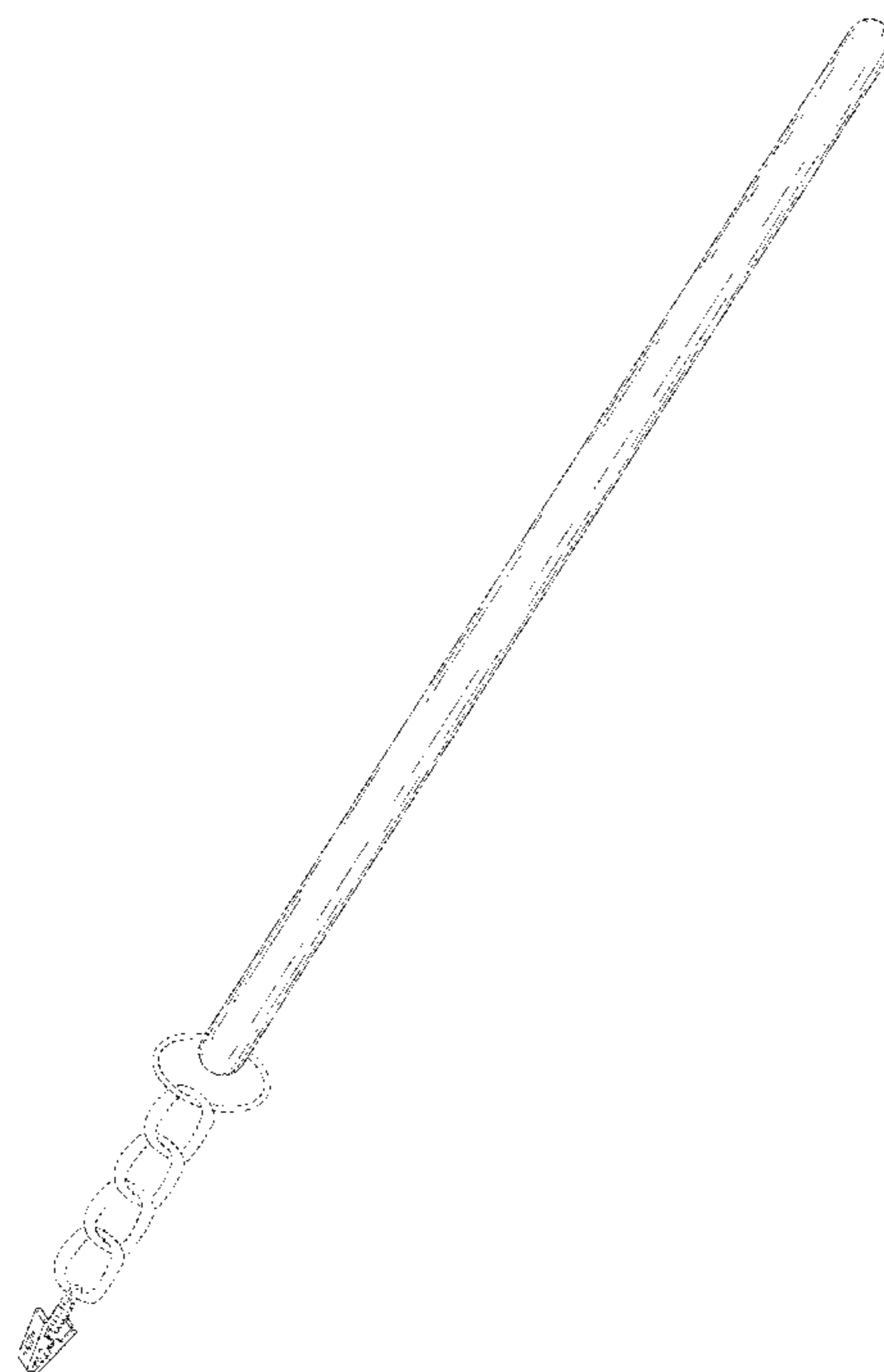
(57) **CLAIM**

The ornamental design for a zipper pull assist device, as shown and described.

DESCRIPTION

FIG. 1 is a perspective view of an exemplary embodiment of my new zipper pull assist device design; FIG. 2 is a front view thereof; FIG. 3 is a back view thereof; FIG. 4 is a left side view thereof; FIG. 5 is a right side view thereof; FIG. 6 is a top view thereof; and, FIG. 7 is a bottom view thereof. The broken line showing of chain in FIGS. 1-7 are for the purpose of illustrating environmental matter and forms no part of the claimed design.

1 Claim, 2 Drawing Sheets



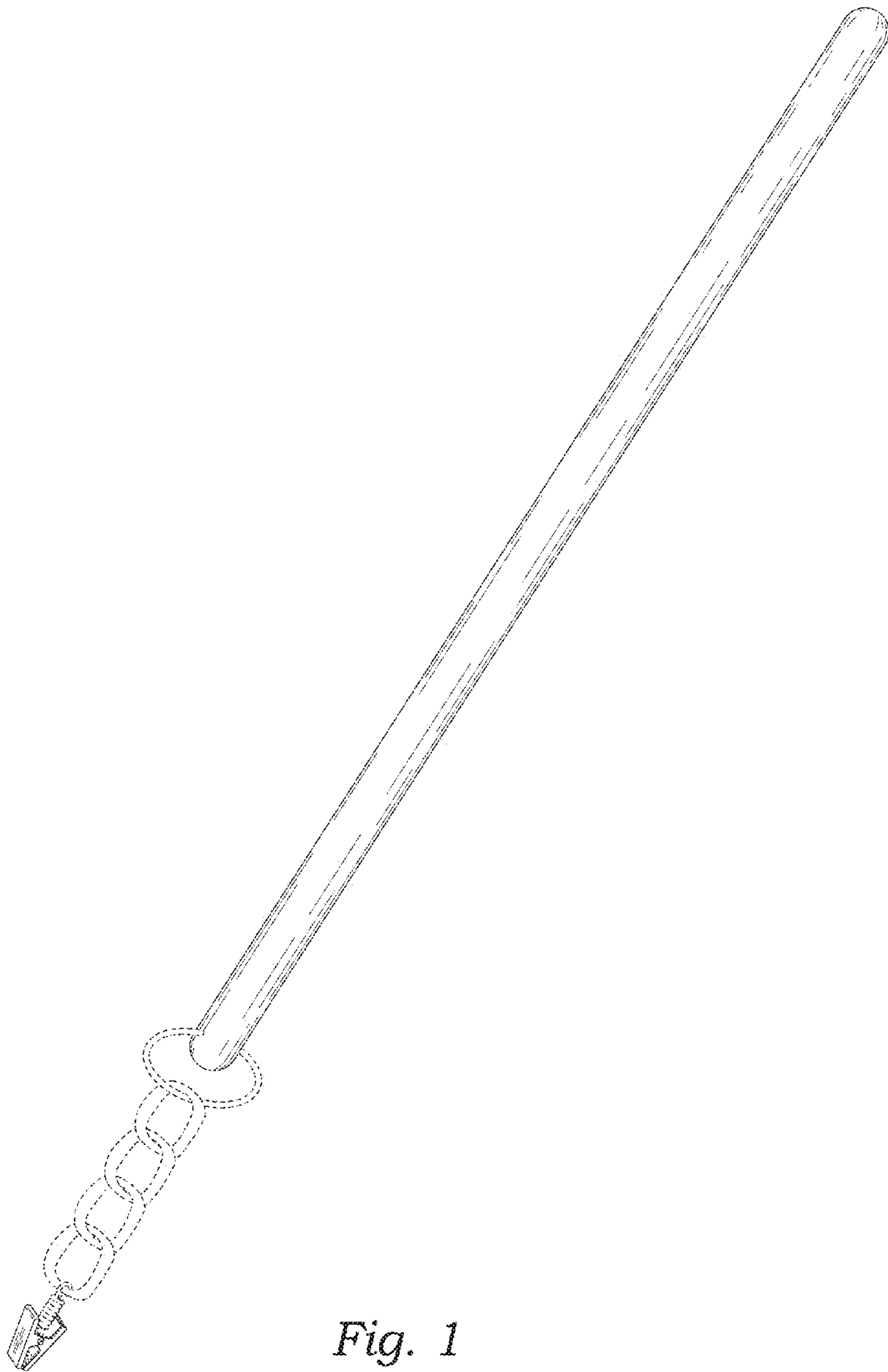


Fig. 1

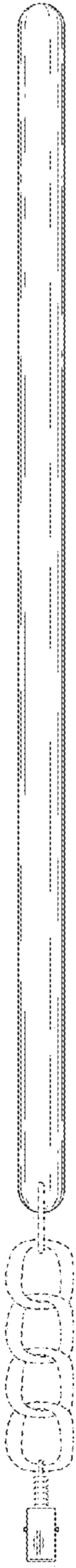


Fig. 2




Fig. 3

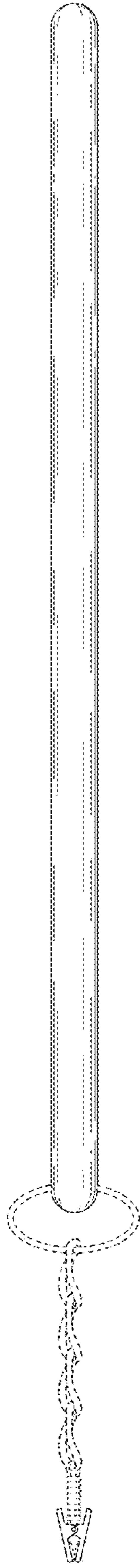


Fig. 4

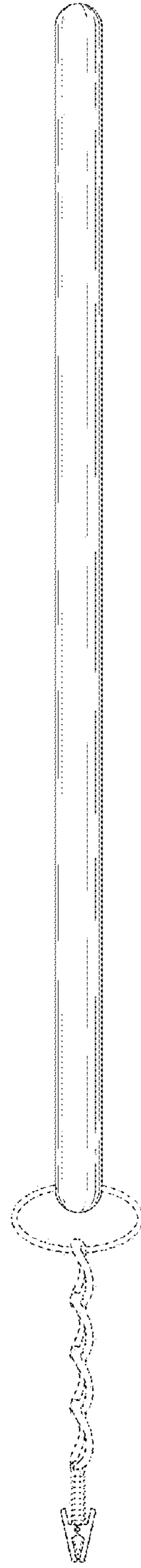


Fig. 5

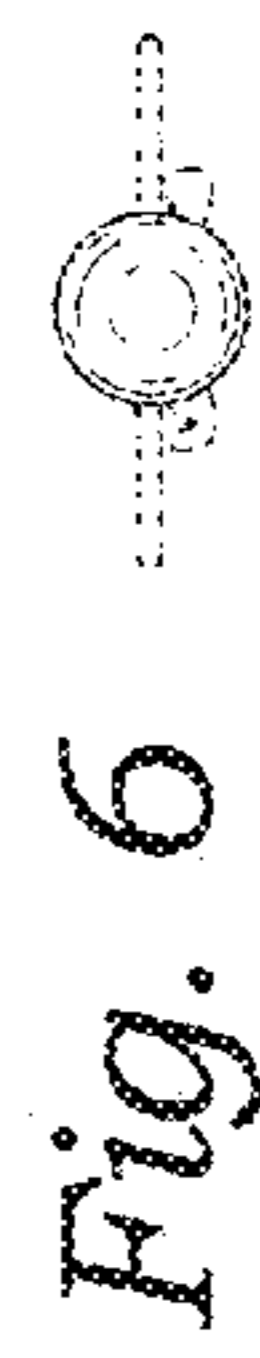


Fig. 6



Fig. 7