



US00D694136S

(12) **United States Design Patent**  
**Silberberg**

(10) **Patent No.:** **US D694,136 S**

(45) **Date of Patent:** **\*\* Nov. 26, 2013**

(54) **BUBBLE LEVEL**

(76) **Inventor:** **Mark L. Silberberg**, Fallbrook, CA  
(US)

(\*\*) **Term:** **14 Years**

(21) **Appl. No.:** **29/425,223**

(22) **Filed:** **Jun. 20, 2012**

(51) **LOC (9) Cl.** ..... **10-04**

(52) **U.S. Cl.**  
USPC ..... **D10/69**

(58) **Field of Classification Search**  
USPC ..... D10/69; 33/365, 366.11–366.27,  
33/367–391

See application file for complete search history.

(56) **References Cited**

**U.S. PATENT DOCUMENTS**

3,584,212	A *	6/1971	Hansen	.....	33/348.2
4,593,475	A *	6/1986	Mayes	.....	33/347
D389,758	S *	1/1998	Motamed	.....	D10/69
D395,013	S *	6/1998	Webb	.....	D10/69

D409,100	S *	5/1999	Brimer	.....	D10/69
D504,834	S *	5/2005	DeBoer et al.	.....	D10/69
D590,280	S *	4/2009	Allemmand	.....	D10/69
D597,871	S *	8/2009	Liao	.....	D10/69
D597,873	S *	8/2009	Gofer	.....	D10/69
7,946,045	B2 *	5/2011	Allemmand	.....	33/379
D646,597	S *	10/2011	Allemmand	.....	D10/69

\* cited by examiner

*Primary Examiner* — Antoine D Davis

(74) *Attorney, Agent, or Firm* — James E. Brunton

(57) **CLAIM**

The ornamental design for an “bubble level”, as shown and described.

**DESCRIPTION**

FIG. 1 is a side elevational view of an “bubble level” showing my new design;

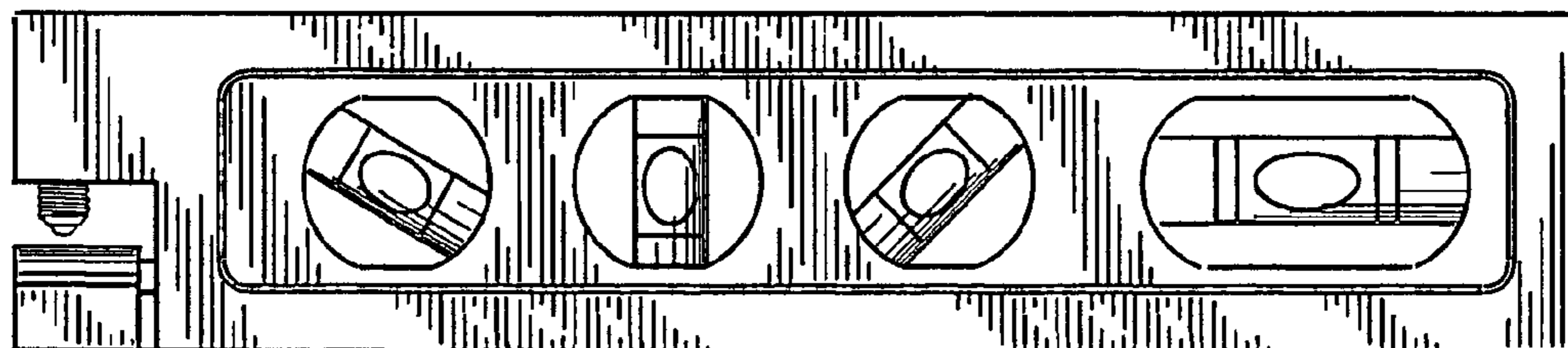
FIG. 2 is a right end view thereof;

FIG. 3 is a left end view thereof;

FIG. 4 is a top plan view thereof; and,

FIG. 5 is a bottom plan view thereof.

**1 Claim, 1 Drawing Sheet**



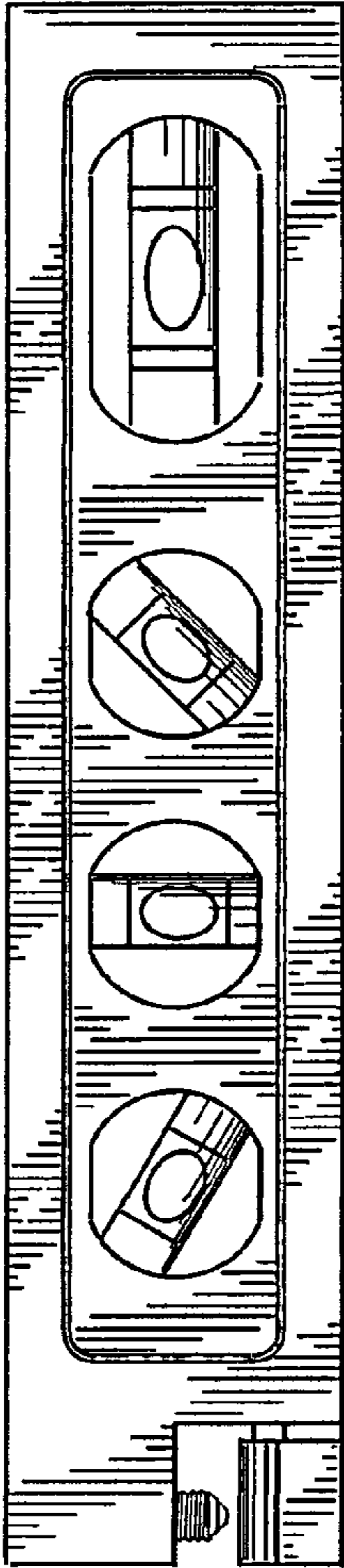


FIG. 1

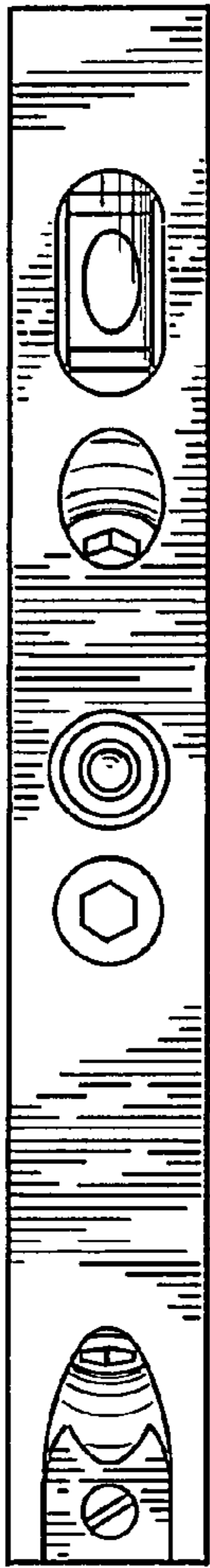


FIG. 2

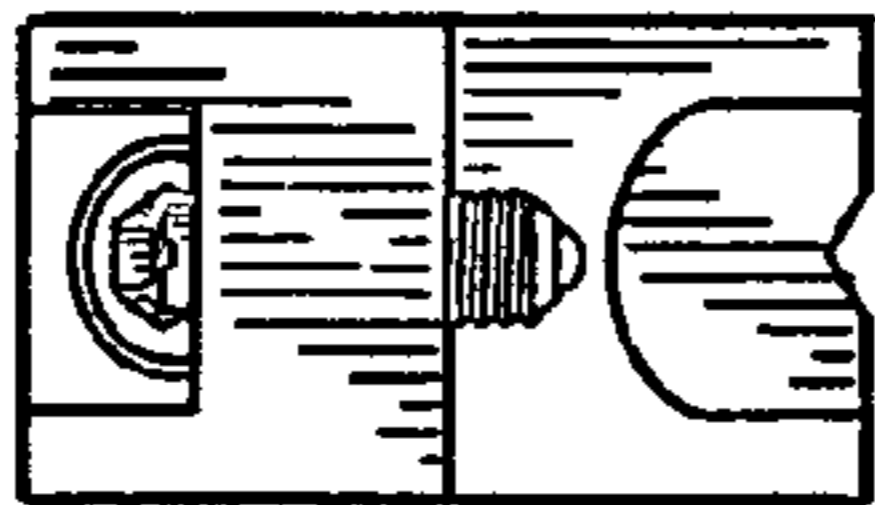


FIG. 3

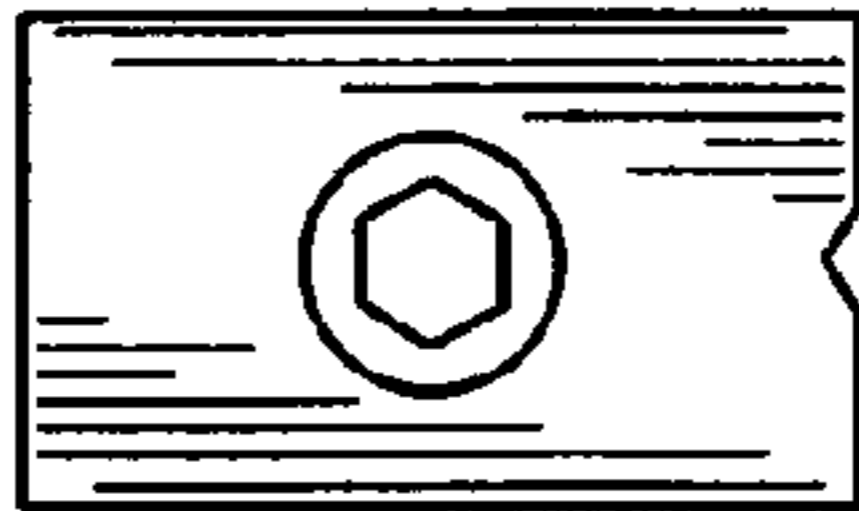


FIG. 4

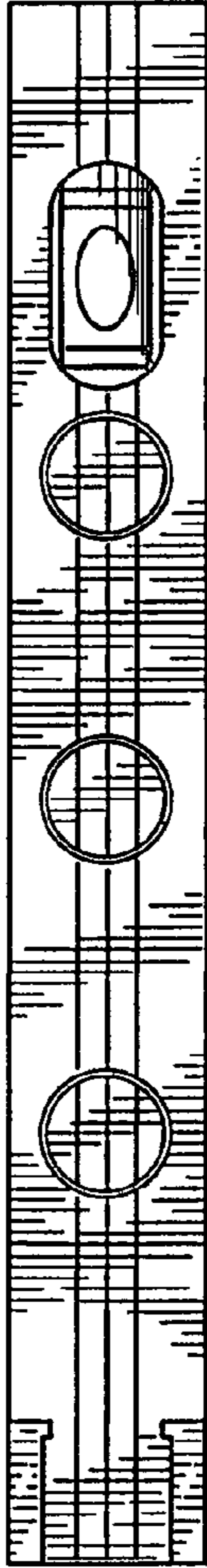


FIG. 5