



US00D694126S

(12) **United States Design Patent**
Blanchette et al.

(10) **Patent No.:** **US D694,126 S**
(45) **Date of Patent:** **** Nov. 26, 2013**

(54) **SHEET-FORMED CONTAINER FOR FRANGIBLE ITEMS**

(71) Applicant: **Interplast Inc.**, Terrebonne (CA)

(72) Inventors: **François Blanchette**, Mirabel (CA);
François St-Louis, Sainte-Julie (CA);
Germain Archambault, Saint-Hubert (CA)

(73) Assignee: **Interplast Inc.**, Terrebonne (CA)

(**) Term: **14 Years**

(21) Appl. No.: **29/435,345**

(22) Filed: **Oct. 23, 2012**

(51) **LOC (9) Cl.** **09-03**

(52) **U.S. Cl.**
USPC **D9/757; D9/762**

(58) **Field of Classification Search**
USPC D9/762, 757, 737, 761, 420, 425, 426,
D9/456; D7/611; 220/508; 206/521, 521.1,
206/521.3, 521.4, 521.6, 521.8, 521.9, 564;
229/406

See application file for complete search history.

(56) **References Cited**

U.S. PATENT DOCUMENTS

3,362,605	A *	1/1968	Bixler	206/521.1
3,372,856	A *	3/1968	Erhart et al.	229/123.2
3,392,902	A *	7/1968	Donovan	206/521.1
3,471,078	A *	10/1969	Seest et al.	206/521.8
3,531,039	A *	9/1970	Boyd et al.	206/521.8
3,593,910	A *	7/1971	Bessett et al.	206/521.1
3,813,027	A *	5/1974	Misdorn et al.	206/521.1
4,492,331	A *	1/1985	Bixler et al.	206/521.1
4,742,952	A *	5/1988	Bixler et al.	229/125.36
D385,780	S *	11/1997	Krupa et al.	D9/757
D412,841	S *	8/1999	Herbruck	D9/762
D418,405	S *	1/2000	Herbruck	D9/762
6,012,583	A *	1/2000	Ramirez	206/521.1
D466,802	S *	12/2002	Davkovski	D9/757

6,488,152	B1 *	12/2002	Steffann	206/521.1
D484,796	S *	1/2004	Buckley	D9/757
D491,463	S *	6/2004	Zelina et al.	D9/757
D506,932	S *	7/2005	Ramirez	D9/737
D514,954	S *	2/2006	Kim	D9/757
D520,377	S *	5/2006	Beese et al.	D9/762
D560,492	S *	1/2008	Markowicz et al.	D9/721

(Continued)

Primary Examiner — Mark Goodwin

(74) *Attorney, Agent, or Firm* — Baker Botts L.L.P.

(57) **CLAIM**

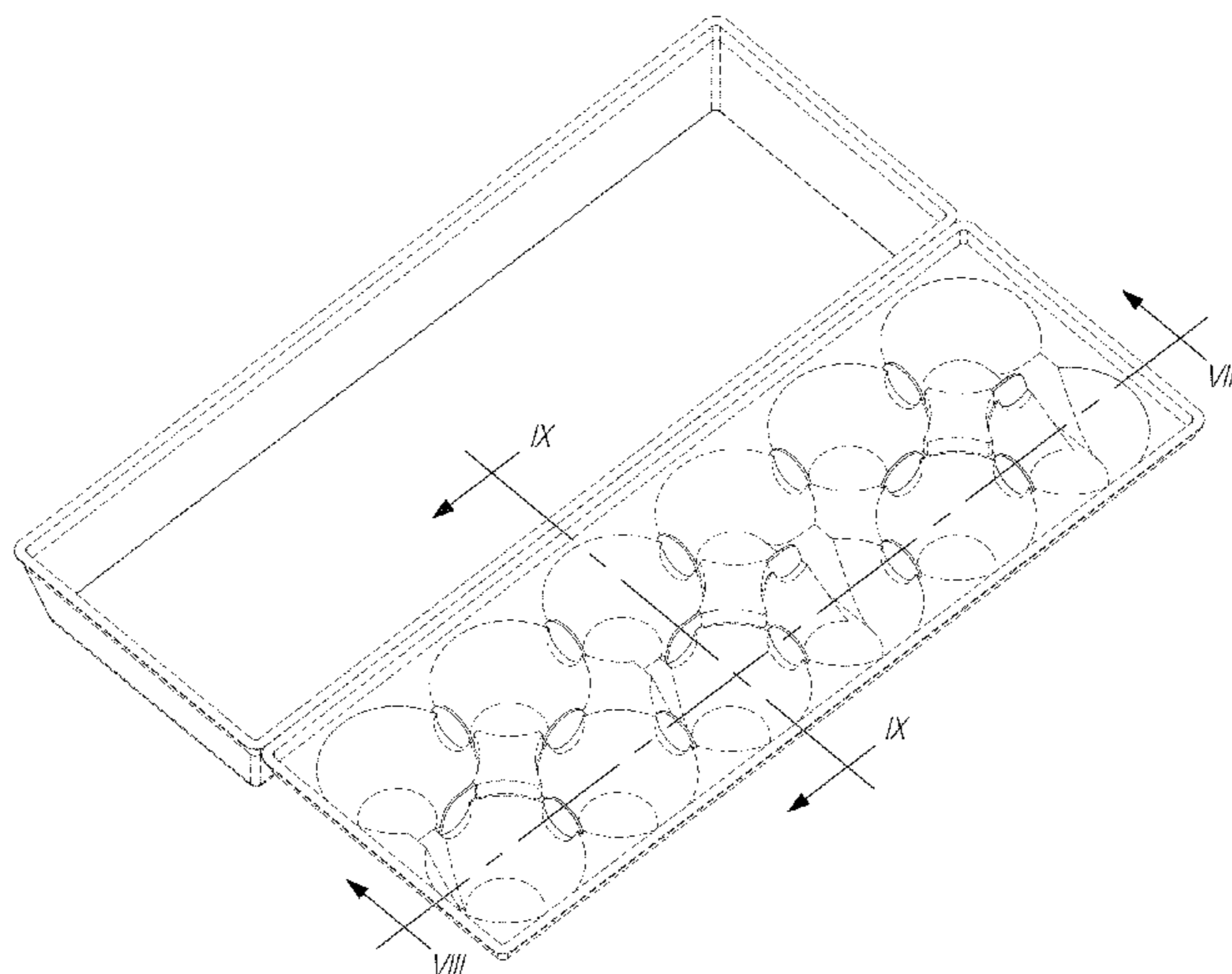
The ornamental design for a sheet-formed container for frangible items, as shown and described.

DESCRIPTION

FIG. 1 is an isometric view of a sheet-formed container for frangible items in accordance with the present design;
 FIG. 2 is a top plan view of the sheet-formed container for frangible items of FIG. 1;
 FIG. 3 is a bottom plan view of the sheet-formed container for frangible items of FIG. 1;
 FIG. 4 is a front view of the sheet-formed container for frangible items of FIG. 1;
 FIG. 5 is a rear view of the sheet-formed container for frangible items of FIG. 1;
 FIG. 6 is a right-side view of the sheet-formed container for frangible items of FIG. 1;
 FIG. 7 is a left-side view of the sheet-formed container for frangible items of FIG. 1;
 FIG. 8 is a cross-section view taken along cross-section lines VIII-VIII of the sheet-formed container for frangible items of FIG. 1; and,
 FIG. 9 is a cross-section view taken along cross-section lines IX-IX of the sheet-formed container for frangible items of FIG. 1.

The broken line showing of a container is included for the purpose of illustrating environmental structure only and forms no part of the claimed design.

1 Claim, 5 Drawing Sheets



US D694,126 S

Page 2

(56)

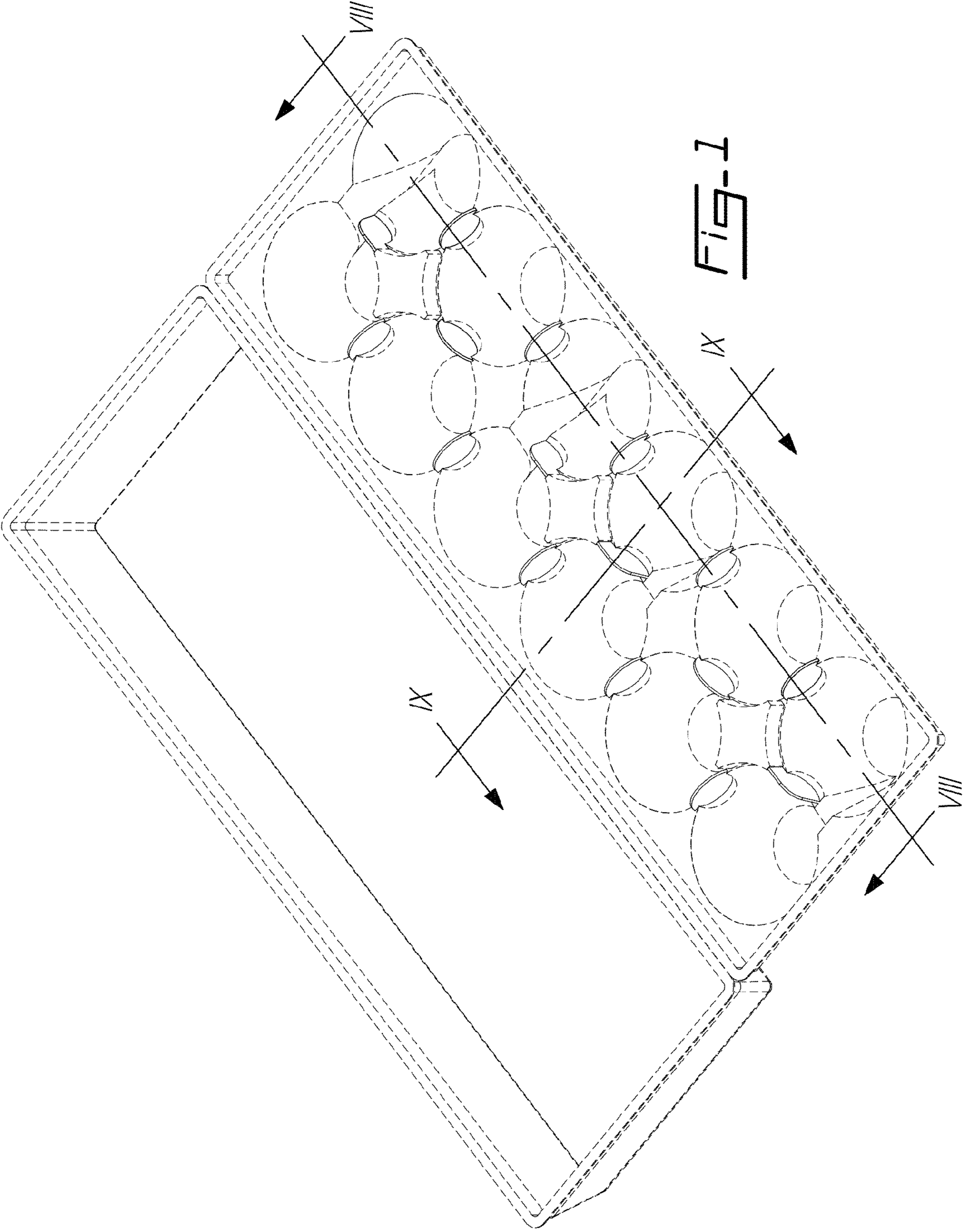
References Cited

U.S. PATENT DOCUMENTS

7,353,951 B2 * 4/2008 Vovan 206/521.8
D606,421 S * 12/2009 Krummenacher D9/757
7,665,608 B2 * 2/2010 Buckley 206/521.1

D632,974 S * 2/2011 Dijkstra et al. D9/757
D632,975 S * 2/2011 Dijkstra et al. D9/757
D632,976 S * 2/2011 Dijkstra et al. D9/757
D632,977 S * 2/2011 Dijkstra et al. D9/757

* cited by examiner






Fig-2




Fig. 3




FIG-4




FIG-5




FIG-6




FIG-7

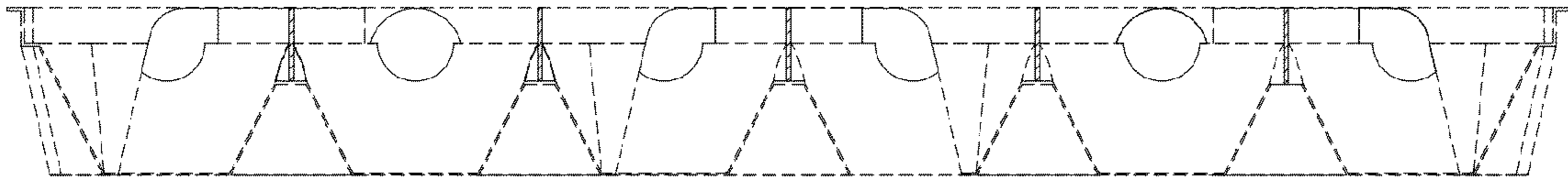


Fig. 8

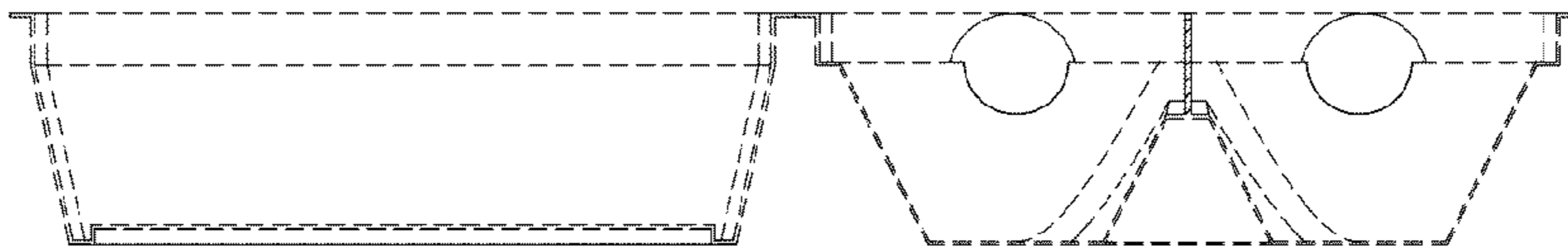


Fig. 9